

# 1

## General Information

### 1.1 DGFASLI- A Brief Introduction

The Directorate General of Factory Advice Service & Labour Institutes (DGFASLI), formerly known as the office of Chief Adviser of Factories, was set up in 1945 in Delhi, with the objective of advising the Central and State Governments on the administration of the Factories Act, 1948 and liaising with factories inspection services in the States. The office was subsequently shifted to Mumbai in 1966.

DGFASLI achieved significant importance as an attached office of the Ministry of Labour and Employment, Government of India serving as a technical arm to assist the Ministry in the formulation of national policies on Occupational Safety and Health in Factories and Docks.

The Dock Workers (Safety, Health and Welfare) Act, 1986 and the Regulations, 1990 provide for safety, health and welfare of dock workers. These are enforced by DGFASLI through the Inspectorates of Dock Safety set up in all the major ports in India.

### 1.2 Functions of DGFASLI

- Rendering advice and carrying out support activities for the administration of the Factories Act, 1948 and the Dock Workers (Safety, Health and Welfare) Act, 1986.
- Co-ordinating technical and legal activities to facilitate uniform standards of enforcement of safety and health in manufacturing and port sectors.
- Administration of the Dock Workers (Safety, Health & Welfare) Act, 1986 and Regulations framed there under and enforcing these in the major ports of the country.
- Educating and training employers and employees on matters relating to safety and health.
- Conducting promotional activities by operating schemes for (i) recognition of good suggestions under Vishwakarma Rashtriya Puraskar (ii) worker's outstanding contribution towards her organization, under Prime Minister's Shram Awards; and (iii) safety performance under National Safety Awards.
- Co-operating with International agencies like ILO, WHO, UNDP and advising Central Government with regards to international standards concerning safety and health.
- Training of foreign nationals and rendering expert advice to the developing countries.
- Building competence of enforcement agencies.
- Issuing approval to flameproof electrical enclosures.
- Collecting and disseminating information and material relating to safety and health.

### 1.3 Organization Structure of DGFASLI

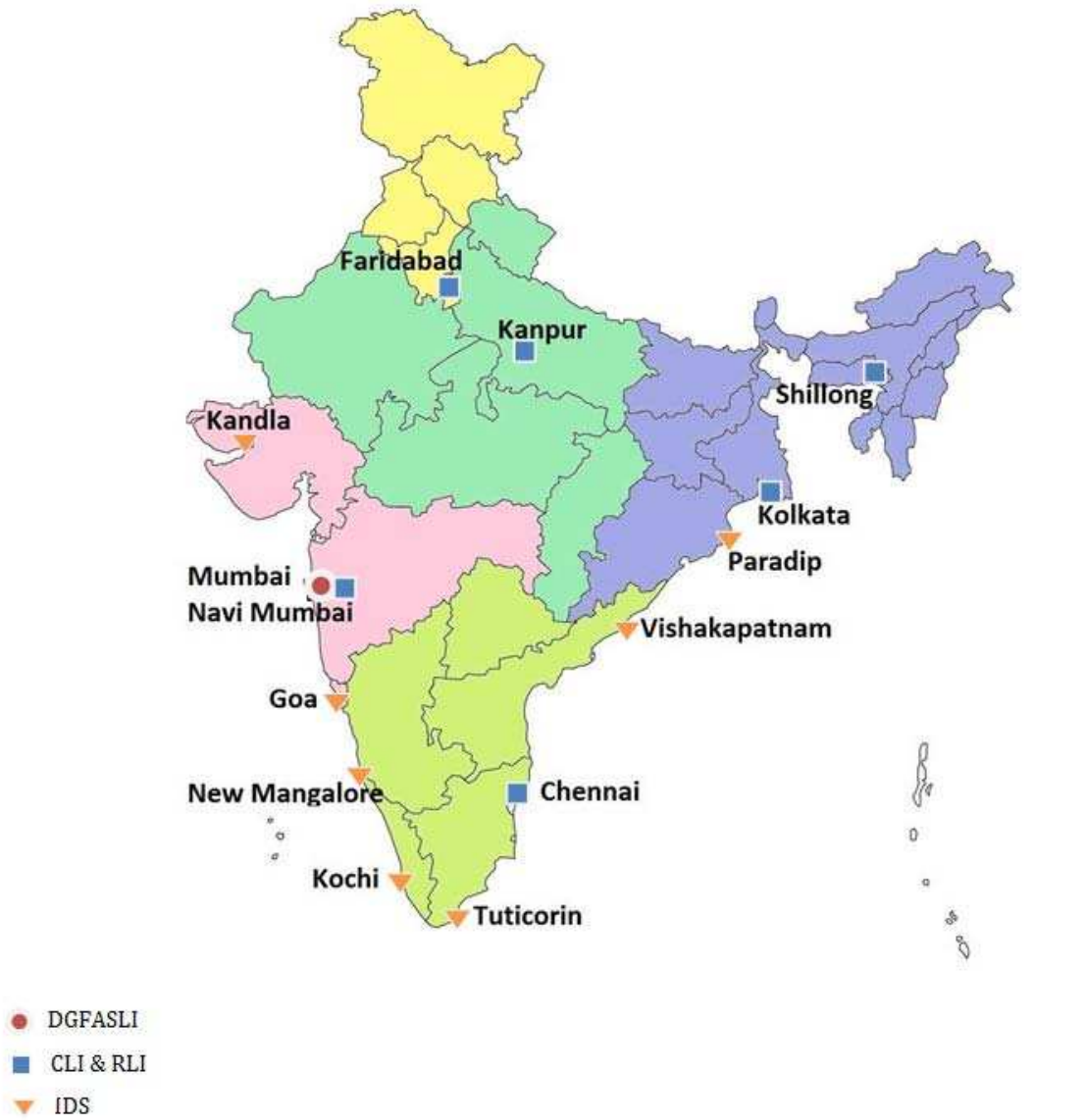
DGFASLI organization comprises of the Headquarters, Central Labour Institute, 4 Regional Labour Institutes and 11 Inspectorates of Dock Safety.

- Headquarters situated in Mumbai
- Central Labour Institute situated in Mumbai
- Regional Labour Institutes at Kolkata, Chennai, Kanpur and Faridabad. A new RLI at Shillong is being set up.
- Inspectorates of Dock Safety at Mumbai, Kolkata, Chennai, Kandla, Mormugao, Tuticorin, New Mangalore, Cochin, Visakhapatnam, Paradip and Jawaharlal Nehru Port. The Inspectorate of Dock Safety at Ennore is being setup.

In 1959, the Central Labour Institute, Mumbai was established under UNDP Project as a socio-economic laboratory and as a national institute dealing with the scientific study of human aspects of industrial development. Subsequently, Regional Labour Institutes (RLIs) were established at Kolkata, Kanpur, Chennai and Faridabad to serve as Regional Centers. The detailed organisation structure is given in **Appendix I** and the contact addresses of DGFASLI and its subordinate offices are shown in **Appendix II**.

The Central Labour Institute and Regional Labour Institutes are fully equipped with necessary laboratory facilities for conducting studies and surveys in the field of safety and health. The Institutes also have conference facilities fully equipped with modern audio-visual aids. Industrial Safety, Health and Welfare Centers are also established at these Labour Institutes. Training Centers and Safety Exhibition Centers are also established in some of the inspectorates of dock safety.

**LOCATION MAP OF DGFASLI OFFICES**



**AREAS OF OPERATIONS**

■ RLI Faridabad   ■ RLI Kanpur   ■ CLI Mumbai   ■ RLI Chennai   ■ RLI Kolkata

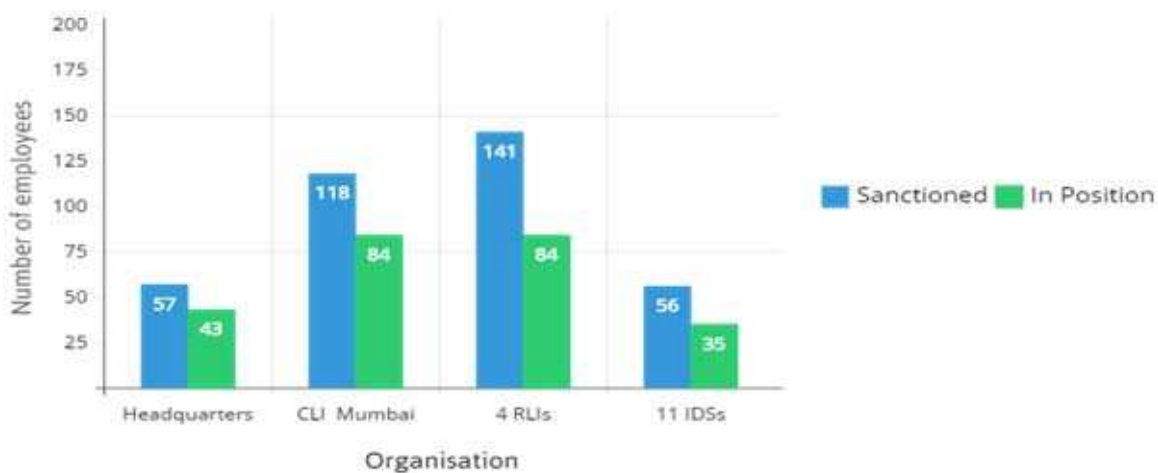
## 1.4 Human Resource

The human-resource in the organisation comprises of Engineers, Medical Doctors, Industrial Hygienists, Industrial Physiologists, Industrial Psychologists, Statisticians, Audio-Visual Experts, and Artists etc. The manpower strength of the organisation is as given in Table 1.1 & 1.2.

**Table 1.1- Manpower strength of DGFASLI organisation as on 1.1.2016**

Units	Technical		Administrative		Total	
	Sanctioned	In Position	Sanctioned	In Position	Sanctioned	In Position
Headquarters	11	7	46	36	57	43
CLI Mumbai	49	40	69	44	118	84
4 RLIs	61	41	80	43	141	84
11 IDSs	28	19	28	16	56	35
<b>Total</b>	<b>149</b>	<b>107</b>	<b>223</b>	<b>139</b>	<b>372</b>	<b>246</b>

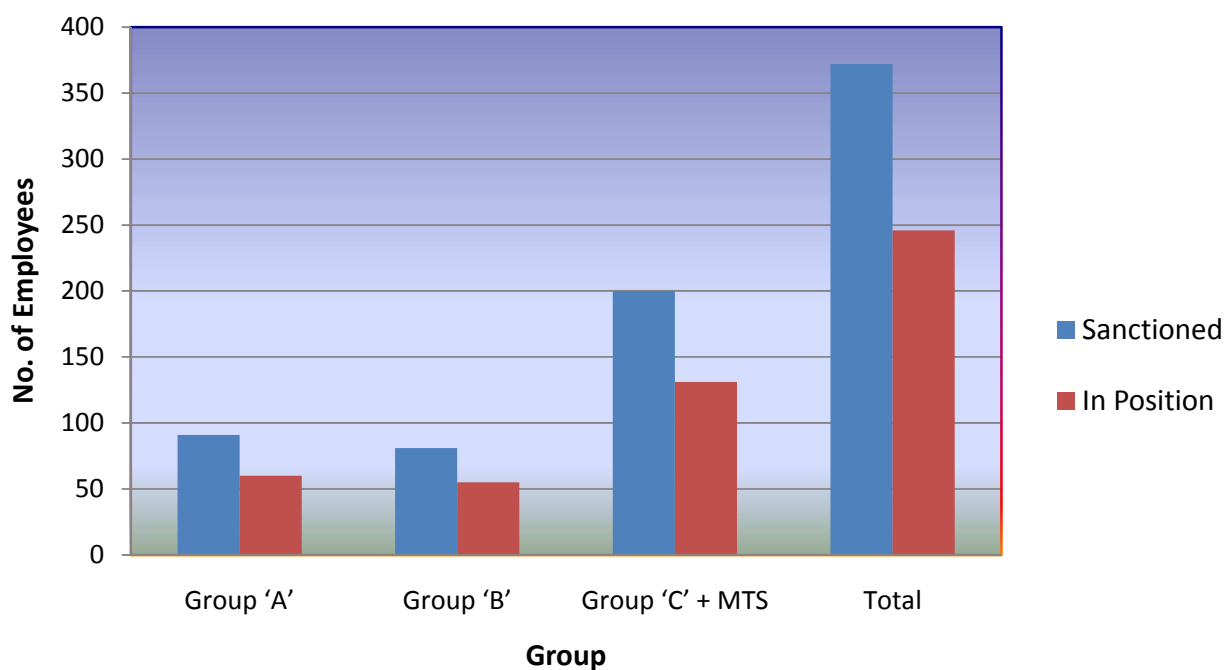
### Manpower strength of DGFASLI



**Table 1.2: Group wise Manpower strength of DGFASLI organisation as on 1.1.2016**

Group	Sanctioned	In Position
Group 'A'	91	60
Group 'B'	81	55
Group 'C' + MTS	200	131
<b>Total</b>	<b>372</b>	<b>246</b>

### Group wise Manpower strength of DGFASLI



## 2 Budget

The allocation of funds for various constituents and plan schemes of the organisation for the years 2015-16 and 2016-17 are given below:

(Rs. in Lakhs)

Sl. No.	SCHEMES	Revised Estimates 2015-16	Budget Estimates 2016-17
<b>A. NON-PLAN</b>			
1.	DGFASLI & IDS	750	858.50
2.	Research & Training (CLI & RLIs)	1176	1304.50
<b>Total (NON-PLAN)</b>		<b>1926</b>	<b>2163</b>
<b>B. PLAN</b>			
1.	Development of Regional Labour Institute, Faridabad as National Centre of Excellence	219	355
2.	Strengthening of DGFASLI Organisation and OSH in Factories, Ports and Docks	254	771
3.	Development of RLI, Shillong	4	4
<b>Total (PLAN)</b>		<b>477</b>	<b>1130</b>
<b>GRAND TOTAL (NON-PLAN)+ (PLAN)</b>		<b>2403</b>	<b>3293</b>

# 3

## Plan Schemes

During the FY 2014-2015, three Plan Schemes under the XII<sup>th</sup> Five Year Plan have been taken up by DGFASLI for implementation, namely:

1. Development of Regional Labour Institute, Faridabad as Advanced Centre of safety Systems for MSME and Chemical Process units
2. Strengthening of DGFASLI organization and OSH in Factories Ports & Docks.
3. Establishment of Regional Labour Institute at Shillong for North East Region.

### 3.1 Plan Scheme I:

#### **Development of Regional Labour Institute, Faridabad as Advanced Centre of Safety Systems for MSME and Chemical Process units**

##### **Objectives:**

1. The objective of the Scheme is to develop Regional Labour Institute, Faridabad as an advanced center of Safety Systems to meet the specialized needs of MSMEs and Chemical Process Industry.
2. Development of Advance Training Center, Advance Research Center and Awareness Center for carrying out the technical activities of the Center of Excellence.
3. To develop wide spectrum Door-step Facility to impart knowledge, skills and develop awareness among the work-force and owner-managers of MSMEs.

**Table 3.1: Targets & Achievements (January to December 2015)**

Sl. No.	Activities	Targets	Achievements
1.	Creation of Posts	Nil	Nil
2.	Setting up of Centres / Laboratories	1	1
3.	Short & Long duration training programmes / In plant training programmes	6	4
4.	One year post Diploma Course in Industrial Safety for Safety Officers	1	1
5.	3 month course-Associate Fellow of Industrial Health (AFIH)	1	1
6.	One month specialized Training course	1	1
7.	Training programme for small and medium enterprises	2	-
8.	Research/Studies / Surveys / Safety Audits	8	6
9.	National Seminars/ Conferences/ Workshops	2	3
10.	Publications	2	2
11.	Talks	-	4
12.	Awards	2	2

### 3.2 Plan Scheme II:

#### Strengthening of DGFASLI Organization and OSH in Factories, Ports & Docks

##### Objectives:

To strengthen the infrastructure facilities at DGFASLI organization including Central Labour Institute at Mumbai & Regional Labour Institutes located at Chennai, Kanpur & Kolkata, and Inspectorates Dock Safety at the eleven major ports for improving occupational safety and health status of workers in factories, ports and docks throughout the country thereby contributing to prevention of occupational injuries and diseases.

**Table 3.2: Targets & Achievements (January to December 2015)**

Sl. No.	Activities	Targets	Achievement
1.	a) Development of National Inventory on OSH information and follow up	*	*
	b) Up gradation and development of databases	*	10
	c) Development of Application Programmes	*	01
	d) Material Safety Data Sheet (MSDS) on request	*	0
	e) Industry-wise safety and health information	*	70
	f) INDOSHNEWS Publication	@	@
	f) Publication of Manuals, brochures, etc	*	66
2.	Conduction of specialized training programmes, seminars, workshops		25
3.	Conduction of studies/surveys/audits		09
4.	Enforcement activities in major ports (inspection of ships, container ship, loose gears, docks, container yards, hazardous installations, etc.)	1500	1772
5.	Testing of Respiratory & Non Respiratory PPE	800	562 #

Note: \*: Cannot be quantified;

@: It is decided to replace the INDOSHNEWS Publication by Indian Journal of OSHE publication and registration process for the new journal has been initiated.

#: Helmet testing is stopped due to non-repairable failure of testing machine. All the received samples for testing are completed without any pending. Hence achievement of target is not applicable.



**3.3 Plan Scheme -III:****Establishment of Regional Labour Institute at Shillong for North East Region****Objective:**

The objective of the scheme is to cater to the needs of the North-Eastern Region in the areas of Occupational, Safety & Health which at present, due to the heavy workload of the Regional Labour Institute, Kolkata, are not effectively met.

**Table 3.3: Targets and Achievements (January to December 2015)**

Sl. No.	Activity	PHYSICAL	
		Targets	Achievements
1.	Approval of SFC Proposal	*	Plan scheme approved vide Ministry's letter No. Y-11011/01/2012-ISH-1 dt. 20.08.2014
2.	Acquiring Land	*	Signing of Lease Deed Agreement for transfer of land at Government ITI, Rynjah, Shillong for setting up RLI at Shillong have been completed on 14.10.2015.
3.	Getting architectural design from CPWD and getting cost estimate	*	CPWD Proposal for construction of Institute-cum-Hostel building and boundary wall has been sent to Ministry of Labour & Employment for approval.  Administrative approval and Expenditure Sanction of Rs. 2,22,75,000/- for the construction of internal approach road with in Plot No. II and RCC Culvert (6 m span), Main gate etc. has been sought vide letter no. 20/6(4)/2015-Tech. dated 03.12.2015.
4.	Start of Construction Work	*	Yet to be started.

\* Cannot be quantified

# 4

## Safety & Health Improvement in Factories, Docks and Construction

### 4.1 Co-ordination in the Administration of the Factories Act, 1948

The Factories Act, 1948 is the principal and comprehensive legislation of the Parliament, which provides for the requirements concerning safety, health and welfare amenities needed by workers employed in factories. The provisions of the Act are applicable to the factories as defined under Section 2m (i), 2m (ii) or notified under Section 85 of the Act by the State Governments.

The Ministry of Labour and Employment is accountable to the Parliament for proper enforcement of the Act. Uniformity in the application of the provisions of the Act in the State/Union Territories is achieved by circulating the Model Rules prepared by DGFASLI, which are incorporated by states in their State Factories Rules with necessary modifications to suit local needs. In the task of framing of the Model Rules, the DGFASLI, on behalf of the Ministry of Labour and Employment, enlists the cooperation and involvement of the State Governments by convening annually a Conference of Chief Inspectors of Factories. Matters relating to the administration of the Act as well as proposed amendments are discussed in this conference. Besides, this conference also serves as a forum for discussion on the progress made in the application of techniques and methods for prevention of accidents and ill-health in factories.

### 4.2 During the year 2015, comments/clarifications/replies/materials were prepared on the following matters:

**Table-4.1: comments/clarifications/replies/materials prepared**

Sl. No.	Comments/ Clarifications / Replies/ Materials	Nos.
1.	Matters regarding Factories Act,1948	9
2.	Matters regarding ILO Conventions/ILO meetings	7
3.	Matters relating to Parliament Questions and Parliamentary Standing Committee on Labour Meetings	69
4.	Matters regarding Court Cases	2
5.	Other Important Matters	28

### 4.3 The 54<sup>th</sup> Conference of Chief Inspectors of Factories

The 54<sup>th</sup> All India Conference of Chief Inspectors of Factories was inaugurated by Shri Bandaru Dattatreya, the Hon'ble Minister of State for Labour and Employment (Independent Charge), Government of India.

The 2-day conference, held from 30<sup>th</sup> Sept 2015 to 1st Oct, 2015, was organized at Regional Labour Institute (RLI), Faridabad by the Directorate General of Factory Advice Service and Labour Institutes (DGFASLI), Govt. of India, Ministry of Labour and Employment.

The inaugural function of the two day conference started with the welcome address by Shri H Vishvanathan, DDG, DGFASLI, Mumbai. He extended a warm welcome to all the Dignitaries, the Press etc. The welcome address was followed by lighting of lamp by all the Dignitaries on the dais.

Dr Avneesh Singh, Director General, DGFASLI while appraising about the conference and its significance expressed thanks to Shri Bandaru Dattatreya, the Hon'ble Minister of State for Labour and Employment (Independent Charge), Government of India; Shri Shankar Aggarwal, Secretary to the Government of India, Ministry of Labour and Employment, Shri A K Panda, Economic Advisor, Ministry of Labour and Employment, and the Chief Inspector of Factories, Haryana for extending their support in organizing this Conference.

Shri Bandaru Dattatreya, the Hon'ble Minister of State for Labour and Employment (Independent Charge), Government of India in his address expressed his happiness that the Conference is being organized at RLI Faridabad (Haryana) by DGFASLI which is the central advisory body on the issues pertaining to Safety and Health with respect to workforce at workplace. In his address he also stressed upon the importance of regulation being an integral part of inspection system with enforcement of industrial safety and health standards for the betterment of the workers. He urged upon all the Chief Inspectors of Factories present to enforce safety measures and methodologies so that accidents in the factories are considerably brought down.

Shri Shankar Aggarwal, Secretary to the Government of India, Ministry of Labour and Employment in his key-note address emphasized the importance of the Conference where views and ideas on Occupational Safety and Health are exchanged amongst the CIFs of various states which in turn will be best utilized while exercising their powers in ensuring safety in their sectors. He also urged the CIFs to enforce law in the strictest form without compromising on quality.

Shri A. K. Panda, Economic Advisor to Ministry of Labour and Employment emphasized on the need of introducing automation in the scheme of approval, information dissemination and data capture on real time basis. He also appealed to all the CIFs present to make their contribution in this initiative and to create an eco-system of user-friendly and customer-friendly environment.

Shri M R Rajput, Director (IH), RLI, Faridabad, DGFASLI proposed the vote of thanks. He extended his gratitude to all the dignitaries on the dais and to all the CIFs present. He also thanked the Press for covering the entire proceedings of the inaugural function.

The Conference continued till 1<sup>st</sup> October, 2015 and the Chief Inspectors of Factories assembled from different states/UTs of the country had brainstorming on the issues related to the administration and enforcement of the Factories Act, 1948. The concluding session of the conference was held on 1<sup>st</sup> Oct 2015. Dr. Avneesh Singh, Director General, DGFASLI briefed about the conference and stated that discussions on agenda points of the conference will positively impact

the safety and health of workmen in the country. The Director General thanked all the participants for the fruitful discussions held during the two days. He also made special thanks to Shri A K Panda, Economic Advisor to Ministry of Labour and Employment for his constant presence throughout and guidance in the smooth conduct of proceedings of the conference.



Inaugural address by Shri Bandaru Dattatreya, the Hon'ble Minister of State for Labour and Employment (Independent Charge), Government of India during the 54<sup>th</sup> Conference of Chief Inspectors of Factories at RLI Faridabad, Haryana.

#### 4.4 Implementation of the Right to Information Act, 2005

- The enactment of Right to Information Act, 2005, is a gateway for the citizens to seek information under the control of Public Authority and promote transparency and accountability.
- DGFASLI being one of the Public Authorities, the C.P.I.O. of the organisation received a total no. of 183 applications during the period January to December, 2015. Out of which 136 applications were received under section 6(3) of the RTI Act (i.e. transferred from other public authority) and 47 applications were received directly. Besides, 09 applications were brought forward from the 3<sup>rd</sup> quarter of 2014 (Oct. – Dec., 2014).
- A total of 192 applications were considered during the year. Information was provided within the stipulated time frame to 167 applications and 03 applications were transferred to other public authorities under section 6(3) of the RTI Act. Among the total applications received, 17 applications were carried forward to next year and 5 applications were rejected.

- An amount of Rs. 1046/- was received during the period as application fees and cost of providing information in material form.
- The Appellate Authority of DGFASLI received a total number of 09 appeals during the period. A total of 10 appeals, including 1 appeal carried forward from previous year were considered during the period and all were disposed off within stipulated time frame .

#### 4.5 Safety and Health Exhibition Centre on Asbestos and Silica

Asbestosis and Silicosis are occupational diseases which are prevalent in different industries handling asbestos and free silica respectively. The Regional Labour Institute, Faridabad had developed a permanent “**Safety and Health Exhibition Centre on Asbestos and Silica**” which is the first of its kind in India to generate awareness among the stakeholders of silica and asbestos handling units on different aspects of health and safety. **Shri Bandaru Dattatreya**, the Hon’ble Minister of State for Labour and Employment (Independent Charge), Government of India inaugurated this newly developed centre on 30<sup>th</sup> Sept. 2015 and appreciated the efforts of DGFSALI and RLI, Faridabad to work for the promotion of safety and health of workers at national level.



Dr. Avneesh Singh, Director General, DGFASLI demonstrates to the Hon’ble Minister of State for Labour and Employment (Independent Charge), Government of India and to other dignitaries the principles of Machine Guarding during the visit to Safety and Health Exhibition Centre.

#### **4.6 Administration of the Dock Workers (Safety, Health and Welfare) Act, 1986 and Regulation framed there under and the Environment (Protection) Act, 1986 and Rules framed there under**

The Dock Workers (Safety, Health and Welfare), Act, 1986 and the Regulations 1990 framed there under cover safety, health and welfare aspects of all the workers engaged in dock work, whether in loading or unloading of cargo on board the ship, alongside it or in transit sheds, warehouses or yard etc., within the port premises including those engaged in chipping and painting of ships. These statutes are in line with the ILO Convention No. 152 on Occupational Safety and Health (Dock Work).

Administration of the Act and the Regulations in major ports is carried out by the Ministry of Labour and Employment, through DGFASLI, Mumbai. The Director General is the Chief Inspector of Dock Safety appointed under the Act. The Chief Inspector of Dock Safety is also an authority for enforcement of the Manufacture, Storage and Import of Hazardous Chemicals Rules, 1989 framed under the Environment (Protection) Act, 1986, in the major ports.

The above statutes are enforced by the Inspectors posted at Inspectorate of Dock Safety at all the major ports viz. Mumbai, Kolkata, Chennai, Kandla, Mormugao, New Mangalore, Cochin, Tuticorin, Visakhapatnam, Paradip and Jawaharlal Nehru Port except Ennore where the Inspectorate is being set up. Presently, the enforcement in this Port is carried out by the Inspectors posted in Inspectorate Dock Safety, Chennai. Inspectors also enforce the Marking of Heavy Packages Act, 1951 and Rules framed there under in the major ports.

The main function of the Inspectorates is to ensure the compliance with the provisions under the statutes. The statutory responsibilities of Inspector include inspection of ships, tankers, loose-gears, container-handling equipment, docks, container-yard and terminal, hazardous installations and isolated storages, tanks; carrying out the investigation of accidents (fatal and serious) and dangerous occurrences; prosecution of employers, attending to complaints, providing advisory services and conducting safety promotional activities like training programmes, workshops, celebration of safety week etc. The Inspectorate also prosecutes the agency responsible for serious violation of any provision of the Act and Regulations framed there under.

#### **4.7 Safety Week Celebrations and Dock Safety Committee Meetings**

During the year 2015, Safety Week Celebrations were held at the Ports of Mumbai, Kolkata, Paradip, Visakhapatnam, Kochi, New Mangalore, J. N. Port, and Tuticorin. Total 19 Safety Week Celebrations were held during the period. Various safety promotional activities like safety poster competitions, safety quiz contest, first-aid and fire fighting demonstrations and appreciation programmes were organized during the occasions for the benefit of dock workers and their families

During the year 2015 a total of 36 Dock Safety Committee Meetings were held at all the 11 major Ports - Mumbai, Kolkata, Chennai, Kandla, Mormugao, Tuticorin, New Mangalore, Cochin, Visakhapatnam, Paradip and Jawaharlal Nehru Port. Port-wise details of Safety Week Celebrations and Dock Safety Committee Meetings are given in Table. 9.8.

#### 4.8 Safety and Health in Construction Sector

The Building and Other Construction Workers Act (BOCW Act) (Regulation of Employment and Conditions of Service) was enacted in 1996. The Central Government is the appropriate authority for notifying the rules and regulations under the Act as well as the enforcement of the provisions under the said Rules, in respect of establishments in relation to which Central Government is the appropriate authority under the Industrial Disputes Act, 1947. In respect of other establishments, the State Government is the appropriate authority for notifying the Rules and enforcing the provisions. In respect of other establishments, the State Government is the appropriate authority for notifying the Rules and enforcing the provisions. DGFASLI at the behest of the Ministry of Labour and Employment had done the entire work of drafting the BOCW Act 1996 as well as framing of the Central Rules of 1998 made there under. The Director General, DGFASLI is a member on the Central Advisory Committee constituted under Rule 10 of the Central Rules of 1998. DGFASLI was entrusted with the task of processing applications in respect of approval of Competent Persons under Rule 2(j) of the Central Rules, 1998.

#### 4.9 Studies and Surveys

**(a) National Studies and Surveys** are conducted by DGFASLI in its efforts towards helping the Central Government to ascertain the status of working conditions, safety and health in factories and docks, and to formulate the appropriate standards for inclusion in statutes. During the year 2015, three Safety and Health Surveys under Section-91A of the Factories Act, 1948 in respect of accident prone factories have been conducted by DGFASLI. The details of National level studies and surveys undertaken during the year 2015 are given in Table 4.2

**Table 4.2-National Level Studies and Surveys undertaken during 2015**

Sl. No.	National level Studies and Surveys	No. of Studies & Surveys (Completed)	Co-ordinating body
1.	Safety and Health Survey under Section-91A of the Factories Act, 1948 in respect of accident prone factories at M/s. Bhuvée Profiles & Stainless Pvt.Ltd., Kurunti, Kusupanga, Dhenkanal .	1	RLI, Kolkata
2.	Safety and Health Survey under Section-91A of the Factories Act, 1948 in respect of accident prone factories at M/s. JSL Stainless Steel, Kalinganagar, Industrial Complex, Jaipur, Odisha.	1	RLI, Kolkata
3.	Safety and Health Survey under Section-91A of the Factories Act, 1948 in respect of accident prone factories at M/s. IFFCO Ltd., Paradeep, Jagatsinghpur.	1	RLI, Kolkata

**(b) State Level Studies and Surveys** are conducted in the State in certain priority areas to ascertain status of Safety Health and Environment at work place. During the year 2015, nine State Level Studies and Surveys have been conducted by DGFASLI and the details of State level studies and surveys undertaken during the year 2015 are given in Table 4.3.

**Table 4.3-State Level Studies and Surveys undertaken during 2015**

Sl. No.	State Level Studies and Surveys	No. of Studies & Surveys (Completed)	Co-ordinating body
1.	Occupational Safety & Health survey in SIDCUL and other Industrial areas in the State of Uttarakhand at M/s. NATCO Pharma Ltd., Selaqui.	1	RLI, Kanpur
2.	Occupational Safety & Health survey in SIDCUL and other Industrial areas in the State of Uttarakhand at M/s. E-Durables, Selaqui	1	RLI, Kanpur
3.	Occupational Safety & Health survey in SIDCUL and other Industrial areas in the State of Uttarakhand at M/s. Honeywell (ECC), Vikas nagar	1	RLI, Kanpur
4.	Occupational Safety & Health survey in SIDCUL and other Industrial areas in the State of Uttarakhand at M/s. Shahnaz Hussain Ayurvedic (Roorkee), Bhagwanpur	1	RLI, Kanpur
5.	Occupational Safety & Health survey in SIDCUL and other Industrial areas in the State of Uttarakhand at M/s.Everest Ind. Ltd., Bhagwanpur	1	RLI, Kanpur
6.	Occupational Safety & Health survey in SIDCUL and other Industrial areas in the State of Uttarakhand at M/s.NTL Electronics India Ltd., Bhagwanpur	1	RLI, Kanpur
7.	Study of Safety, Health & work environment in Sugar Industry Bajaj Hindustan Ltd., Kinauni, Meerut, UP	1	RLI, Kanpur
8.	Study of Safety, Health & work environment in Sugar Industry Oudh Sugar, Hargaon, Sitapur, UP	1	RLI, Kanpur
9.	Study of Safety, Health & work environment in Sugar Industry Balrampur Chini Mills, Balrampur, UP	1	RLI, Kanpur

**c) Unit Level Consultancy Studies** are undertaken at the request of the management and reports are submitted for implementation of the recommendations for further improvement in factories concerned. During the year 2015, Consultancy Studies and Audits were undertaken for 55 units. The details of Unit level consultancy studies and audits undertaken during the year 2015 are given in Table 4.4. Institution-wise details of Unit level Consultancy studies are given in Annexure - I



**Table 4.4-Unit level Consultancy Studies and Audits undertaken during 2015**

Sl. No.	Area/ Topic	No. of Consultancy Studies (Completed)
1.	Safety Audit	15
2.	Study on Evaluation of Asbestos Fibre Levels	1
3.	Safety Audit and Risk Assessment study	1
4.	Environmental Study in Coal Handling	1
5.	Industrial Hygiene Survey on "Physical Health Hazard"	1
6.	Environmental Study	1
7.	Improvement in Working conditions and Higher Productivity at Workplace in Small Scale / Medium Scale Industries	4
8.	On-Site Emergency Plan and Risk Analysis Study	4
9.	Study on 'Safety in Power Press Operations'	1
10.	Ventilation Study at design stage for the up-coming plant	1
11.	Occupational Health Audit in collaboration with CIF Goa	1
12.	Workplace Environmental Air Monitoring Study	6
13.	Noise Level Study	1
14.	Safety Survey of Steel Industries	6
15.	Breathing air Quality of Compressor Air	1
16.	MCLS study at MAH factory	2
17.	Illumination and Space Adequacy Study	1
18.	HAZOP Study	2
19.	Heat Stress Study	1
20.	Assessment of Airborne contaminants	3
21.	Work zone air monitoring study	1
<b>Total</b>		<b>55</b>

#### 4.10 Education and Training

DGFASLI organized workshops, seminars, training programmes etc. for the benefit of industries, ports, enforcement officials, etc.

**4.10.1 Seminars** are organized on the basis of findings and recommendations of various national studies; unit level studies and surveys; and issues and priorities of national concern. These seminars provide platform for discussing various issues related to safety and health; and recommend National level/ State level/ Unit level action plan in respective area of concern.

During the year 2015, a total of 14 seminars were conducted all over India by DGFASLI and a total of 2215 participants from 1384 organisations benefitted from these seminars. The details of Seminars conducted during the year 2015 are given in Table 4.5.

**Table 4.5- Seminars conducted during 2015**

Sl. No.	Title	Venue	Date	No. of Participants	No. of Organisations
1.	One day Stakeholders Meet on "Need Analysis Study for Safety in Automobile Industries	RLI, Chennai	30/01/2015	210	153
2.	One day Seminar on "Innovative Ideas on OSH awareness in Paper and Other Industries"	Shillong Club Ltd., Shillong	07/01/2015	106	110
3.	One day Seminar on "Innovative Ideas for OSH Management, Training and Awareness Building Tea and other Industries"	District Library Auditorium, Tezpur, Assam	19/01/2015	155	137
4.	National Seminar on "Enhancing Occupational Safety and Health: Effective Implementation of Safety, Health & Environment (SHE) Culture"	TADA, Andhra Pradesh	27/02/2015	150	125
5.	"Occupational Hazard & Safety Management system in Steel Foundry" (In collaboration with the Institute of Indian Foundrymen, Kolkata)	IIF Centre, Kolkata-	31/03/2015	52	52
6.	Seminar on Selection, Use, Care & Maintenance of Personal Protective Equipment	RLI, Kanpur	17/03/2015	174	130
7.	Seminar on Safety in Construction Industry	RLI, Faridabad	28/04/2015	199	40
8.	One day Seminar on "Safety Professionals Meet to interact with Regulatory Authorities" (In association with Directorate Industrial Safety & Health and Safety Engineers )	RLI, Chennai	03/07/2015	200	155
9.	Updates on Global Practices in Occupational Safety, Health and Hygiene An Overview	Sri Ramchandra University (SRU), Porur, Chennai	17/09/2015	140	52

10.	Two days National Conference on "Environment Health and Safety in Industries (EHSI 2015)	CES, Anna University	10/09/2015	140	100
11.	One day seminar on "Excellence in OSH Awareness Programme in Tea Manufacturing Industries"	Golaghat, Assam	02/11/2015	152	47
12.	One day seminar on "Innovative ideas for Excellence in OSH Awareness in Manufacturing Industries"	Guwahati, Assam	30/11/2015	157	41
13.	National Seminar on "Best Practices in Safety, Health and Environment at Workplace".	RLI, Chennai	06/11/2015	230	162
14.	One day Seminar on "Sustainable OSH Management System in Petroleum/Refinery and other Industries"	Dibrugarh Assam	17/12/2015	150	80
<b>Total</b>				<b>2215</b>	<b>1384</b>

**4.10.2 Workshops** are organized to enhance the skills of the participants in dealing with matters connected to safety, health, productivity and environment etc. During the year 2015, a total of 25 workshops were conducted all over India by DGFASLI and a total of 847 participants from 460 organisations benefitted from these programmes. The details of Workshops conducted during the year 2015 are given in Table 4.6.

**Table 4.6: Workshops conducted during 2015**

Sl. No.	Title	Venue	Date	No. of Participants	No. of Organisations
1.	Webinar on GHS	RLI, Faridabad	14/01/2015	17	1
2.	Webinar on GHS	RLI, Faridabad	29/01/2015	15	8
3.	Two days training camp cum Workshop on "Prevention & Control of Occupational & Non Communicable Diseases"	SGT University, Badli, Gurgaon, Haryana	29/01/2015	52	13
4.	Workshop on "Higher Productivity & Better place to work"	Global Steel Ltd, Goa	30/01/2015	33	8
5.	Workshop on "Higher Productivity & Better	C-10, Engg.Cluster,	02/02/2015	61	14

	place to work"	MIDC, Ambad, Nashik, Maharashtra			
6.	Workshop on Hazard & Operability study	CLI, Mumbai	18/02/2015	38	17
7.	Training Workshop on Selection Quality Assurance for Effective use of PPE	CLI, Mumbai	10/02/2015	14	14
8.	Webinar on GHS	RLI, Faridabad	20/02/2015	50	43
9.	Webinar on GHS	RLI, Faridabad	24/02/2015	15	11
10.	One day Workshop on "Safe Handling & Storage of Hazardous Chemicals	RLI, Faridabad	10/02/2015	260	141
11.	Workshop for Safety Officers & Responsible Persons	HDC Training Centre, Haldia	10/03/2015	16	15
12.	Webinar on GHS	RLI, Faridabad	16/03/2015	43	38
13.	Workshop on Asbestosis & ILO Radiograph on Pneumoconiosis for Doctors	CLI, Mumbai	15/04/2015	12	8
14.	Workshop on "Dispersion Modelling & Impact Assessment of Major Toxic & Flammable Releases	CLI, Mumbai	08/04/2015	7	5
15.	3-day Workshop on Industrial Ventilation	CLI, Mumbai	28/04/2015	8	4
16.	Workshop on 'Accident Reporting Investigation & Analysis'	CLI, Mumbai	06/05/2015	10	6
17.	Safety & Health Management in Process Industries	CLI, Mumbai	22/07/2015	5	2
18.	Workshop on Testing and Examination of Lifting Machinery, Tackles & Pressure Vessels	RLI, Kanpur	17/08/2015	27	8
19.	5-day "Workshop on	RLI, Kolkata	03/08/2015	10	6

	Safety in Chemical & Petroleum Industries” for the Inspectors of Factories				
20.	Workshop on Hazard & Operability (HAZOP) Study	RLI, Faridabad	25/08/2015	19	12
21.	Workshop on Testing and Examination of Lifting Machinery, Tackles & Pressure Vessels.	RLI, Kanpur	31/08/2015	16	8
22.	Workshop on Safety Audit	RLI, Chennai	21/09/2015	63	43
23.	Workshop on Silicosis & ILO Radiograph on Pneumoconiosis	CLI, Mumbai	09/09/2015	18	18
24.	Workshop on HAZOP	CLI, Mumbai	07/10/2015	14	9
25.	Workshop on “Hazard & Operability study”	RLI, Kanpur	10/12/2015	18	6
26.	Safety in storage, handling & management of hazardous substances in process industries.	CLI, Mumbai	16/12/2015	6	2
<b>Total</b>				<b>847</b>	<b>460</b>

**4.10.3** Details of some of the seminars and workshops conducted during the year 2015 are given below.

1. One day Seminar on **"Innovative Ideas on OSH Awareness in Paper and Other Industries"** for the Executives/Management of Industries/Inspector of Factories/Safety Officers/Safety Professional was organized by Regional Labour Institute, Kolkata on behalf of DGFASLI in collaboration with Inspectorate of Factories, Assam at Rajib Bhawan Conference Hall, Park, Silchar, Assam on 7th January, 2015.

The objective of the seminar was to build up awareness and competence of Government officials, managers of the industries, representatives of the associations of employers' and employees', trade unions representatives, safety professionals and other OSH stakeholders on implementation of the National Policy on Safety, Health and Environment at Workplace, OSH statutes, SHE management system, accident prevention programmes, occupational health services etc.

The programme was formally inaugurated by Shri A.R. Sheikh, ACS, Asstt. Deputy Commissioner, Cachar, Govt. of Assam. Shri U. K. Das, Director (Safety) Regional Labour Institute, Kolkata , Shri Chayan Purkayastha, Chief Inspector of Factories, Assam, Shri Mukesh Agarwal, Group Vice President, BVCL, Assam, Shri Kamlesh Singh, Director, D.M.Group of Companies, Assam addressed the participants in the inaugural function. A total of 106 dignitaries & delegates from 80 organizations attended the Seminar.

The programme helped in creating a positive mindset and impact towards occupational safety, health & environment at workplace.

2. On behalf of DGFASLI, Regional Labour Institute, Kolkata in collaboration with Inspectorate of Factories, Assam organized a one day Seminar on "**Innovative Ideas on OSH Management, Training and Awareness Building in Tea and other Industries**" for the Managerial Staff, Supervisors and Trade Union Representatives of Tea and Manufacturing Industries, Assam at District Library Auditorium, Tezpur, Assam on 19th January, 2015.

The objective of the seminar was to build up awareness and competence of Government officials, managers of the industries, representatives of the associations of employers' and employees', trade unions representatives, safety professionals and other OSH stakeholders on implementation of the National Policy on Safety, Health and Environment at Workplace, OSH statutes, SHE management system, accident prevention programmes, occupational health services etc.

The programme was formally inaugurated by Dr. J. B. Ekaka, IAS, Commissioner & Secretary to the Govt. of Assam, Labour & Employment Department. Director (Safety) Regional Labour Institute, Kolkata & Shri Chayan Purkayastha, Chief Inspector of Factories, Assam both delivered the key note addresses in the inaugural function. 155 dignitaries & delegates from 137 organisations attended the Seminar.

3. Two nos. of one-day workshops on "**Higher Productivity and Better Place to Work**" were conducted. One at Goa on 30/01/2015 and the other at Nashik, Maharashtra on 02/02/2015 in collaboration with Chief Inspector of Factories & Boilers, Goa and DISH, Maharashtra respectively as per methodology developed by ILO. The workshop at Goa was attended by 33 participants from 8 units and the workshop at Nashik, was attended by 61 participants from 14 units. The participants were mostly entrepreneurs, managers, supervisors and skilled manpower from nearby small and medium scale industrial units.

The workshop was highly beneficial to the entrepreneurs in terms of improvement in working conditions and thereby significant increase in productivity by way of introducing the low-cost measures in their units. In addition, it helps in developing the positive attitude among workers towards safe and healthier work practices.

During the workshop, walk-through survey of participating units is done to identify best work- practices in 8 technical areas in the form of slides/visuals followed by conduct of need-based workshop by sharing those good practices amongst participants. The workshop is conducted free of cost at the door steps of SMEs to save time, effort and cost of entrepreneurs for mobilizing their participation in such programmes.

4. One day Seminar on '**Selection, Use, Care & Maintenance of Personal Protective Equipment**' was organized at RLI Kanpur on 17<sup>th</sup> March, 2015. During the seminar five speakers presented their papers on different aspects of PPE's. Deputy Director (IH), RLI, Kolkata chaired the technical session. The objective of the Seminar was to build awareness about use, care and maintenance of PPEs. The Seminar was attended by 174 delegates from 130 organisations.
5. On 31<sup>st</sup> March, 2015, a one day Seminar on "**Occupational Hazard & Safety Management system in Steel Foundry**" for the executives/Management of Industries was organized by Regional Labour Institute, Kolkata on behalf of DGFASLI, Mumbai in collaboration with the Institution of Indian Foundrymen, Kolkata at IIF Centre, 335, Rajdanga Main Road Ballygunj Area, Kolkata – 700 107. The objective of the seminar was to build up awareness and competence of managers of the industries, safety professionals on OSH statutes, SHE management system, accident prevention programmes, occupational health services etc.

The programme was formally inaugurated by Prof. Dr. G.L. Datta, Chairman, GMIT, Baruiapur and Former Chancellor, K. L. University, Andhra Pradesh. Shri Sushil Kumar Keryal, Director (Safety), Regional Labour Institute, Kolkata & Shri B. Dutta Executive Director, Indian Institute of Indian Foundrymen, Kolkata & Shri M. K. Ghosh, Chairman, Kolkata Chapter graced the seminar by addressing the participants. A total of 52 dignitaries & delegates from 52 organisations attended the Seminar.

6. Five days workshop on '**Testing and Examination of Lifting Machinery Tackles & Pressure Vessels**' was organized at RLI Kanpur from 17<sup>th</sup> August to 21<sup>st</sup> August, 2015. The objective of the Workshop was to create awareness about testing and examination of lifting machines and pressure vessels. The Workshop was attended by 27 delegates from 8 organisations. Owing to the demand for more delegates the workshop on same topic was repeated in second phase from 31<sup>st</sup> Aug. to 4<sup>th</sup> Sept, 2015 in which 16 delegates from 8 organisations were benefitted.
7. The Medical Division, CLI, Mumbai organised the following workshops for doctors: A 3-Day Workshop on Asbestosis & ILO Radiographs on Pneumoconiosis from 15<sup>th</sup> April to 17<sup>th</sup> April, 2015; a 5-Day Training Workshop on Occupational Health & ILO Radiograph on Pneumoconiosis for Doctors from South Eastern Coalfields Ltd. from 23<sup>rd</sup> March to 2<sup>nd</sup> April, 2015 and A 3-Day Workshop on Silicosis & ILO Radiographs on Pneumoconiosis from 9<sup>th</sup> September to 11<sup>th</sup> September, 2015. The objective of the workshop is to regularly update the information on Occupational Health so that knowledge and skills of doctors are appropriately strengthened for better occupational health management of workers.

8. One day seminar on **“Innovative ideas for Excellence in OSH Awareness in Manufacturing Industries”** was conducted at Hotel Cygnett Repose, Guwahati, Assam on 30<sup>th</sup> November, 2015. The seminar was organized by DGFASLI, Govt. of India, Ministry of Labour & Employment in collaboration with Inspectorate of Factories, Govt. of Assam. A total no. of 157 participants from various Government/PSUs and private industries participated in this seminar. The seminar was inaugurated by the Chief Guest Shri Nitin Kharre, IAS, Principal Secretary, Ministry of Labour & Employment, Govt. of Assam. Shri Barun Bhunia, IAS, Secretary, Ministry of Labour & Employment, Govt. of Assam was the Guest of Honour of the occasion. Shri Purkayastha, Chief Inspector of Factories, Inspectorate of Factories, Govt. of Assam and Shri U.K.Das, Director (Safety) & In Charge, RLI, Kolkata also addressed the participants.

The programme had two technical sessions during which papers were presented. The First session was Chaired by Shri U.K.Das, Director (Safety) & In Charge, RLI, Kolkata. Shri S.C.Kalita, Senior Inspector of Factories, Guwahati presented a paper on **“Status of Accidents & Compliance of SHE Legislations in Manufacturing Industries in the state of Assam”**. Shri N.Varadharajan, Asstt. Director (Safety), RLI, Kolkata presented a paper on **“National & Industrial Policy on Safety, Health & Environment at Workplace for achieving Excellence in OSH Management”**. Shri Mahesh Kumar, Chief Manager(F&S), IOCL, Guwahati Refinery presented a paper on **“Strategies and Practices for OSH Awareness & Accident Prevention Programme in Industry by Management”**. Shri S.Kumar, Addl. Asstt. Director(Safety), RLI, Kolkata presented a paper on **“Innovative ideas for Promotion of Use of PPEs at Workplace”**. The Second session was Chaired by Shri N.Varadharajan, Asstt. Director(Safety), RLI, Kolkata. Shri Jiten Kakoti, Retd. Chief Safety officer, M/s. HPC Ltd presented a paper on **“Safe Working Practice”**. Shri Prabir Kr. Sarma, Trade Union Leader presented a paper on **“Role of Trade Union for promotion of Employee participation & motivation for Excellence in OSH Awareness”**. Dr. N.K.Sinha, Senior Medical Officer, & Shri Dwijen Thakuria, Safety Officer from M/s. HPC Nagaon Paper Mill presented papers on **“Occupational Health Hazards & its prevention”** and **“An experience at Nagaon Paper Mill (HPC Ltd)”**

The concluding session was Chaired by Shri U.K.Das, Director(Safety) & In Charge, RLI, Kolkata & Shri Purkayastha, Chief Inspector of Factories, Inspectorate of Factories, Govt. of Assam and Certificates were distributed by them. The programme helped to improve the understanding in OSH by the various stakeholders.

9. One day seminar on **“Excellence in OSH Awareness Programme in Tea Manufacturing Industries”** was conducted at NETA Auditorium, Golaghat, Assam on 2nd November, 2015. The seminar was organized by DGFASLI, Govt. of India, Ministry of Labour & Employment in collaboration with Inspectorate of Factories, Govt. of Assam. A total of 152 participants from various Government/PSUs and private industries participated in this seminar. Shri.Vivek Pradhan, Chairman, Golaghat Circle, Assam Branch Indian Tea Association (ABITA) was the Guest of Honour who inaugurated the Seminar.



The programme had two technical sessions during which papers were presented. In the first session Shri U. K. Das, Director (Safety) & In Charge, RLI, Kolkata presented a paper on **“National & Industrial Policy on Safety, Health & Environment at Workplace for achieving Excellence in OSH Management”**. Dr. Balin Khargharia, Retd. Joint Director of Health Services, Jorhat, Shri P.K.Bezbaruah, M.D., Bokahola Tea Co., Jorhat & Vice President of TRA and Shri S.Das, Addl. Chief inspector of Factories, Assam presented papers on various topics. In the second session, Shri Manoj Jalan, Director, M/s. Jalan Furkating Tea Co., Shri S.Kumar, Addl. Asst. Director (Safety), RLI, Kolkata, Shri Arup Bordoloi, Inspector of Factories and Shri D.Sharma, President, ACKS, Golaghat Circle presented papers on various other topics. The programme was a grand success.

10. Two days workshop on **‘Hazard and Operability Study’** was organized by Regional Labour Institute, Kanpur on behalf of DGFASLI from 10<sup>th</sup> to 11<sup>th</sup> Dec., 2015. The objective of the workshop was to create knowledge about HAZOP study for the process industries. The workshop benefitted 18 delegates from 6 organisations.
11. One day seminar on **“Sustainable OSH Management System in Petroleum and other Industries”** was conducted at Hotel Natraj, Dibrugarh, Assam on 16<sup>th</sup> December, 2015. The seminar was organized by DGFASLI, Govt. of India, Ministry of Labour & Employment in collaboration with Inspectorate of Factories, Govt. of Assam. A total no. of 150 participants from various Government/PSU's and private industries participated in this seminar. Shri P. Majhi, Member of Legislative Assembly, Assam & Honourable former Ministry of Labour & Employment, Govt. of Assam was the Chief Guest and Shri A. Chaliha, ADC, Dibrugarh, Assam was the Guest of Honour. Shri Purkayastha, Chief Inspector of Factories, Inspectorate of Factories, Govt. of Assam and Shri U.K.Das, Director (Safety) & in Charge, RLI, Kolkata were the other dignitaries on the dais.

The programme had two technical sessions during which papers were presented. The first session was chaired by Shri A.K.Bhattacharjee, Incharge, District Factory Office, Tezpur, Assam. The first paper of the technical session was presented by Shri U.K.Das, Director (Safety), RLI, Kolkata and the topic was **“National & Industrial Policy on Safety, Health & Environment at Workplace for achieving Excellence in OSH Management”**. He emphasized on the pros and cons of the effects of global industrialization. Shri D.P.Nanda, DGM Fire & Safety, GAIL, presented a paper on **“Fire Prevention & Safety in Hydrocarbon/Petrochemical Industries”**. Shri Haren Baruah, Manager (Sustainability), Appejay Tea Ltd., spoke on the topic **“Hazards Identification and Risk assessment (HIRA) in Tea Industries”**. A paper with the title **“Behaviour Based Safety”** was presented by Shri B. Tamuly, Sr. Safety Executive, Hindustan Lever Ltd. The last paper of the session was presented by Shri A.K.Singh, Asstt. Director (IH), RLI, Kolkata and the title of the paper was **“Industrial Hygiene and Work Environment-Lifeline for sustainable growth”**. The second session was chaired by Director (Safety), RLI, Kolkata. During the session, Cr. Bhanu Hazarika, Addl. Chief Medical Officer, IOCL, Digboi presented a paper on **“Occupational Health Hazards and its prevention in Petroleum Industries”**, Shri Tassaduk Ali, Asstt. Manager, Assam Gas Based Power Plant, NEEPCO Ltd. presented a

paper on **“OSH Management at Work Place”** and Shri Arup Bardoloi, Inspector of Factories, Assam presented a paper on **“Prevention of Accidents and Human Errors”**. The other topics covered during this session were **“Innovative ideas for Promotion of Use of PPEs at Workplace”** and **“Role of Trade Union for promotion of Employee participation & motivation of Excellence in OSH Awareness”**.

The concluding session was chaired by Director (Safety) & In Charge, RLI, Kolkata & Chief Inspector of Factories, Inspectorate of Factories, Govt. of Assam. The following main conclusions/recommendations were observed during the sessions:

- HSE Policy must be prepared in line with the National Policy.
- HSE Policy should be implemented in proper spirit through OSH Management System.
- HSE Organisation & OSH Management is must in every industry
- HIRA should be done rigorously and measures should be taken for control & prevention of hazards.
- Industrial Hygiene and Work Environment Monitoring is essential for maintaining hazard free and decent work environment in order to maintain the good health of employees.
- Potential Occupational Health Hazards must be identified and OSH system should be set up for all MAH & other industries.
- Elimination of human errors can be achieved through training of employees, safety awareness and behavior based safety practices.
- Promotion of supply & use of PPE's is very essential for prevention of accidents and occupational diseases.
- Trade Unions can play a vital role is OSH Awareness building and Training of employees.
- Emergency Preparedness rehearsal and community awareness programme is very much necessary for prevention of damages and protection of environment in MAH Industries.

12. On behalf of DGFASLI, a one day Seminar on **“Safety in Construction industry”** for the Executives/Management, Safety Officers/Safety Professional of construction industries was organized by Regional Labour Institute, Faridabad on 28th April, 2015. The objective of the seminar was to build up awareness and competence among safety professionals and other OSH stakeholders engaged in the field of construction industries.

13. On behalf of DGFASLI, Regional Labour Institute, Faridabad organized a two days workshop on **“Hazard & Operability Study (HAZOP)”** for the Executives/Managerial Staff, Supervisors of Hazardous Industries on 25<sup>th</sup> & 26<sup>th</sup> of August, 2015. A total of 19 participants from 12 organisations attended the workshop.

14. On the occasion of Institute day of Regional Labour Institute, Faridabad, a One day Regional Workshop on **‘Safe Handling and Storage of Hazardous Chemicals’** and convocation for 5<sup>th</sup> batch of PDIS students was conducted at the Regional Labour Institute, Faridabad on 10<sup>th</sup> February, 2015. The workshop was attended by 260 participants.

#### 4.10.4 Long Duration Training Programmes

Long Duration Training programmes include Professional Programmes and Specialised Training programmes. The details of Long Duration Training Programmes conducted during the year 2015 are given in table 4.7 and the Institute-wise details of Long Duration Training Programmes are given in **Annexure – II**

**a) Professional Programmes:** To fulfill the need of qualified Safety Officers, and Factory Medical Officers in the industry, DGFASLI organisation conducts one year “Advance Diploma in Industrial Safety” (ADIS) Course and three months “Associate Fellow of Industrial Health” (AFIH) Certificate Course respectively. In order to meet the demands of supervisors competent to handle and supervise hazardous processes in industries, a “One Month Certificate Course in Industrial Safety & Health” was started at CLI Mumbai as well as RLI Kolkata, Kanpur and Chennai. During the year 2015, a total of 10 professional programmes were conducted by DGFASLI and a total of 305 participants from 235 organisations benefitted from these programmes.

**b) Specialised Training Programmes** are conducted for identified target groups such as Inspectors of Factories Senior Managers, Safety Officers, Factory Medical Officers, Supervisors, Trade Union Officials and Safety Committee members from Industry. Basic course for inspectors of factories who are freshly recruited is conducted to impart technical knowledge and skills in the field of safety and health. In view of the need for inspection of specific industries and Major Accident Hazards units, specialised courses are also conducted for senior inspectors. Some of the programmes are exclusively conducted for the union-leaders where joint participation of management personnel and union representatives from industries are the special features of some programmes. During the year 2015, a total of 56 specialised training programmes were conducted by DGFASLI and a total of 940 participants from 438 organisations benefitted from these programmes.

**Table 4.7: Long Duration Training Programmes conducted during 2015**

Programme/ Area	No. of Programmes	No. of Participants	No. of Organisations
<b>A. Professional Programmes</b> [Total:(a+ b +c)]	<b>10</b>	<b>305</b>	<b>235</b>
a) ADIS	5	214	161
b) AFIH	2	46	42
c) One-month Certificate Course for Supervisory Personnel in hazardous processes Industries	3	45	32
<b>B. Specialised Training Programmes</b> [ Total: (I +II + III +IV + V + VI)]	<b>56</b>	<b>940</b>	<b>438</b>
<b>I. Programme for Inspectors of Factories</b> [Total: (a+ b +c+d)]	<b>5</b>	<b>50</b>	<b>25</b>
a) Basic course	1	15	5
b) Refresher Course	1	5	4

c) Chemical Safety	2	20	12
d) Refresher course on "Safety in MSME Industry for Factory Inspector"	1	10	4
<b>II. Programme for Management Personnel [Total:(a to aa )]</b>	<b>34</b>	<b>558</b>	<b>300</b>
a) Impact of Environmental Pollutants and their control	1	17	10
b) Three days Training Programme on Physical Hazards its Evaluation and Control	1	5	5
c) Training programme on Chemical Safety at Workplace	1	6	6
d) Training Programme on Need of Industrial Hygiene in Industry	1	10	4
e) Training Programme on Environmental Hazards and their Management at workplace	1	17	7
f) Recognition & Evaluation of Chemical Hazards at workplace	2	28	15
g) Training Workshop on Selection and quality assurance for effective use of PPE	1	8	7
h) Motivation for Safety, Health & Productivity	1	12	2
i) Training Methodology for Trainers in SHE	1	7	6
j) 3-days collaborative Trg. Programme with NSC Maharashtra Chapter on 'Safety Management'	5	116	59
k) 4-days Specialised Trg. Prog. On 'Industrial Safety' for Officers of Indian Ord. Factories	1	24	1
l) 3-days Trg. Workshop on 'Accident Reporting' Investigation & Analysis	1	15	10
m) 4-days Refresher Course for Safety Officer	1	12	9
n) Two weeks Certificate Course on Safety "Management in Transmission System"	1	17	1
o) Training programme for Supervisors & Safety Member on "Safety in Construction Industry"	1	15	8
p) Five days Certificate Course on "Occupational Safety" in association with MMA.	1	32	32
q) Occupational Safety & Health in Construction Industry	1	13	8

r) Environmental Hazards & their control in Industries	1	17	14
s) Training Programme on “Safety and Fire Fighting Management in Factories, Ports and Construction Industries”	2	48	22
t) Safety in Construction Industries	1	18	11
u) Occupational health & Safety Management in Industries	1	7	7
v) Identification, Evaluation & Control of Hazards in Industries	1	26	10
w) Safety Audit in Factories, ports and Construction Industries	1	19	15
x) “Safety in Material Handling in Factories, Ports, and Construction Industries”	1	16	7
y) “Safety in Storage, Handling & Management of Hazardous Chemicals”	1	14	9
z) 5 days training programme on “Safety, Health & Environment at Workplace in Factories, Ports & Construction Industries”	1	15	4
aa) 5 days training programme on “Safety & Health Awareness” for Safety Committee Members	1	14	8
ab) 5 days training programme on “Safety for Productivity & Quality Improvement in Industries”	1	10	3
<b>III. Programme for Factory Supervisors [Total:(a to b)]</b>	<b>2</b>	<b>37</b>	<b>12</b>
a) Training Concept & Methodology on SHE in industries.	1	26	4
b) Training programme on Safety & Law	1	11	8
<b>IV. Programme for Trade Union Leaders/Workers/Joint Participation [Total:(a to c)]</b>	<b>7</b>	<b>135</b>	<b>36</b>
a) Participative Skills for S, H & E at work place	1	29	5
b) Productivity & Quality Improvement through Effective Employee Participation	2	27	3
c) Training – cum Workshop on “Team Building for Health, Safety & Environment at Workplace”	1	25	8
d) Productivity & Quality Improvement through Effective Employee Participation	1	22	3

e) Workers Development Programme on "Safety, health and Environment' in Factories, Ports and Construction Projects	1	13	9
f) Safety & Health Awareness in Ferrous and Non-Ferrous Metals & Paper Industries	1	19	8
<b>V. Programme for Educational Institutions [Total:(a to e)]</b>	<b>5</b>	<b>120</b>	<b>61</b>
a) Training Workshop on Occupational Health & ILO Radiograph on Pneumoconiosis for Doctors from SECL	1	12	1
b) Training Programme on Occupational, Health practice for Nurses, Health/Medical Assistants	1	28	20
c) Advanced Training Programme on Occupational Health & Environment Medicine	1	45	28
d) Three days Training Programme on "Occupational First Aid"	1	20	11
e) 5 days Study Tour/Training for Batch – I students of PG Diploma in HRD & Labour Welfare, State Labour Institute, Kolkata	1	15	1
<b>VI. Enforcement Officer [Total:(a to c)]</b>	<b>3</b>	<b>40</b>	<b>4</b>
a) Industrial Noise and Vibration	1	5	2
b) Three days Training Programme on Occupational Safety & Health in Construction Industry	1	20	1
c) 3-days Training programme on "Safety and Health Awareness in Construction Industry"	1	15	1
<b>Grand Total: (A+B)</b>	<b>66</b>	<b>1245</b>	<b>673</b>

#### 4.10.5 Need Based In-Plant Training Programmes

On the request of managements, various disciplines of DGFASLI conduct in-plant need based training programmes for the benefit of cross-section of personnel from respective units. Such programmes are designed after proper identification of needs of the defined target through preliminary discussions with the managements. During the year 2015, a total of 12 in-plant training programmes were conducted by DGFASLI and a total of 418 participants from 12 organisations benefitted from these programmes. The details of Need based in- plant Training Programmes conducted during the year 2015 are given Table 4.8. Institution-wise details of Need based in- plant Training Programmes are given in **Annexure – III**

**Table 4.8: Need based in- plant Training Programmes conducted during 2015**

Programme/ Area	No. of Programmes	No. of Participants	No. of Organisations
<b>I. Programme for Management Personnel [Total:(a to e)]</b>	<b>8</b>	<b>283</b>	<b>8</b>
a) Occupational Health in Power & Steel Construction Industry	1	30	1
b) Behaviour Based Safety	4	189	4
c) Training programme on Occupational Safety for the employees	1	13	1
d) In Plant Training programme on Safety	1	21	1
e) Training programme on “Handling & Management of Hazardous Substances”	1	30	1
<b>II. Programme for Factory Supervisors [Total:(a to c)]</b>	<b>4</b>	<b>135</b>	<b>4</b>
a) Safety Culture & Safety Committee	1	35	1
b) Safety Management for Safety supervisors	2	70	2
c) Training programme on “Safety & Health at work for contract Supervisors”	1	30	1
<b>Grand Total: (I +II)</b>	<b>12</b>	<b>418</b>	<b>12</b>

#### 4.10.6 Short Duration Training Programmes

DGFASLI organizes short duration training programmes of 1 or 2 days duration for the benefit of supervisors, workers, and workers representatives from factories. Such programmes are organized in the field of Safety, Health, Hygiene, Psychology, etc. During the year 2015, a total of 32 specialised training programmes were conducted by DGFASLI and a total of 740 participants from 116 organisations benefitted from these programmes. The details of short duration training programmes conducted during the year 2015 are given in Table 4.9. Institution-wise details of short duration training programmes are given in **Annexure -IV**

**Table 4.9: Short Duration Training Programmes conducted during 2015**

<b>Programme/ Area</b>	<b>No. of Programmes</b>	<b>No. of Participants</b>	<b>No. of Organisations</b>
<b>I. Programme for Management Personnel [Total:(a to e)]</b>	<b>5</b>	<b>102</b>	<b>63</b>
a) Training Programme on Lifting Machines and Tackles	1	30	19
b) Training Programme on 'Pressure Vessel Safety'	1	31	23
c) Two days Training Programme on Occupational Safety and Health in Engineering Industry	1	26	13
d) Impact of Work Environment Pollutants and their Control	1	9	3
e) Training Programme on Work Environment Monitoring in Industries	1	6	5
<b>II. Programme for Trade Union Leader/Workers, Joint Participation [Total:(a to i)]</b>	<b>12</b>	<b>169</b>	<b>38</b>
a) Safe handling of logs and container	1	09	1
b) Occupational Safety and Health in Port	1	10	4
c) Training Programme on Occupational Safety and Health in Cargo Handling	1	8	1
d) Road Safety	4	67	11
e) Occupational Safety and Health	1	34	10
f) Safety in Cargo handling	1	5	3
g) Occupational Safety and Health for Stevedoring Companies	1	12	6
h) Safety in Cargo Handling	1	5	1
i) Occupational Safety and Health for Supervisors, workmen	1	19	1
<b>III. Programme for Students of Educational Institutions [Total:(a to e)]</b>	<b>12</b>	<b>293</b>	<b>12</b>
a) Industrial Safety	5	144	5
b) Industrial Hygiene	4	80	4
c) "Safety, health & Environment at Workplace" for the students of National Institute of Fire & Safety (NIFS), Jharsuguda, Odisha	1	26	1
d) Tour/Training Programme for CIFM, Rourkela	1	21	1



e) 2 days training programme on SHE at workplace for students of National Institute of Fire Safety (NIFC)	1	22	1
<b>IV. Programme for Supervisors [Total:(a to d )]</b>	<b>4</b>	<b>192</b>	<b>18</b>
a) To conduct awareness programme for workers & middle management personnel of Asbestos using units in collaboration with CIF Rajasthan	1	51	1
b) To conduct awareness programme for workers & middle management personnel of Asbestos using units in collaboration with DISH, Maharashtra	1	100	1
c) Specialised training Programme on OSH	1	25	1
<b>Grand Total: (I +II + III + IV )</b>	<b>32</b>	<b>740</b>	<b>116</b>

#### 4.10.7 Appreciation and Promotional Programmes

Each of the Labour Institutes at Mumbai, Kolkata, Kanpur, Chennai and Faridabad has an Industrial Safety Health and Welfare Centre, where half day appreciations programmes are conducted. Appreciation Programmes are also conducted at various laboratories and divisions of the organization. The details of appreciations and promotional programmes conducted during the year 2015 are given in Table 4.10. Institution-wise details of appreciations and promotional programmes are given in **Annexure -V**.

**Table 4.10: Appreciations and Promotional Programmes conducted during 2015**

Sl. No.	Description	No. of Programmes	No. of Beneficiaries	No. of Organisation
1	Appreciation Programmes	208	4689	386
2	Safety Health Welfare Centre	48	1641	350

#### 4.11 Technical Advice

Technical advice and guidance are provided to industries and port users on various aspects relating to control of hazards, prevention of accidents and occupational diseases, work environment, productivity etc.

#### 4.12 Testing of Personal Protective Equipment

The respiratory and non-respiratory Personal protective equipment testing laboratories at the Central Labour Institute, Mumbai undertake performance tests of canisters, masks, helmets, safety

shoes, safety goggles, safety belts, welding glasses etc. The details of Personal protective equipments tested during the year 2015 are given in Table 4.11

**Table 4.11 Personnel Protective Equipments tested in 2015**

Sl. No.	Type of Equipment	No. of Equipments tested
1.	Non-Respiratory Equipment	299
2.	Respiratory Equipment	201
<b>Total</b>		<b>500</b>

#### 4.13 Approval of Flameproof Electrical Enclosures

Use of flame/explosion – proof electrical enclosures is mandatory in hazardous units where flammable environment exists. The control on quality of such flame proof electrical enclosures is assured through test methods as stipulated in IS: 60079-1:2009. DGFASLI is the approving agency for these enclosures for the purposes of the Factories Act, 1948. The approvals are issued on the basis of inspection of units manufacturing these equipments and the test reports obtained by them from recognized testing laboratories such as Central Power Research Institute and Central Institute of Mining and Fuel Research. The details of approvals of flameproof Electrical Enclosures issued during the year 2015 are given in Table 4.12

**Table 4.12-Approval of Flameproof Electrical Enclosures during the year 2015**

Approval/ Inspection	No. of Manufactures / flame-proof electrical enclosures
Approvals issued	1 manufacturer for 5 flame-proof electrical enclosures
Inspection visits	1 Manufacturing Unit

#### 4.14 Talks

The officers of the organization deliver talks on special topics in programmes organized by outside agencies to disseminate latest technical information with specific reference to national studies, unit level studies, surveys conducted. Institution-wise details of talks delivered during the year 2015 are given in Table 4.13

**Table 4.13: Institute –wise Talks delivered during 2015**

Sl. No.	Institute	No. of Talks	Participants	Organisations
---------	-----------	--------------	--------------	---------------

1.	DGFASLI (HQ)*	11	240	17
2.	Central Labour Institute, Mumbai	9	298	12
3.	Regional Labour Institute, Kolkata	12	996	732
4.	Regional Labour Institute, Chennai	8	590	373
5.	Regional Labour Institute, Kanpur	3	105	71
6.	Regional Labour Institute, Faridabad	5	122	76
<b>Total</b>		<b>48</b>	<b>2351</b>	<b>1281</b>

\* Comprising of Factory Advice Service & Dock Safety Divisions.

#### 4.15 Presentation & Publication of Papers/Articles/Reports

The contribution of DGFASLI officers in preparation of papers and articles and presenting/publishing them in important symposia, workshops and seminars are highlighted as under. The details of papers and articles presented during the year 2015 are given in Table 4.14

**Table 4.14-Paper/Article Presented in 2015**

Sl. No	Paper/Article	Periodicals/Events	Date
1.	National Policy & Industrial Policy on Safety, Health & Environment at Workshop for Excellence Innovative ideas in SHE Management	One day seminar on "Innovative Ideas on OSH Awareness in Paper and Other Industries" for the Executive/Management of Industries/Inspector of Factories/Safety Officers/Safety Professional at Silchar by Regional Labour Institute, Kolkata on behalf of DGFASLI in collaboration with inspectorate of Factories, Assam at Rajib Bhawan Conference Hall, Park Road, Silchar, Assam.	07/01/2015
2.	Hazard Identification and Risk Assessment & Innovative ideas for Implementation	One day seminar on "Innovative Ideas on OSH Awareness in Paper and Other Industries" for the Executive/Management of Industries/Inspector of Factories/Safety Officers/Safety Professional at Silchar by Regional Labour Institute, Kolkata on behalf of DGFASLI in collaboration with inspectorate of Factories, Assam at Rajib Bhawan Conference Hall, Park Road, Silchar, Assam.	07/01/2015
3.	Implementing Health Safety Security & Environment in the MSME sector	One day Workshop on "Implementing HSSE in MSME Sector way forward to a Safer Future" organized by Indian Chamber of Commerce in association with Department of Chemicals & Petrochemicals, Ministry of Chemicals & Fertilizers, Govt. of India at Taj Bengal, Kolkata.	12/01/2015
4.	Principles of Accident Prevention & Loss Control Management in	One day Workshop on "Implementing HSSE in MSME Sector way forward to a Safer Future" organized by Indian Chamber of Commerce in	13/01/2015

	Chemical Industries	association with Department of Chemicals & Petrochemicals, Ministry of Chemicals & Fertilizers, Govt. of India at Taj Bengal, Kolkata.	
5.	National & Industrial Policy on Safety, Health & Environment at Workplace for Innovative Ideas in OSH Management Training and Awareness Building	One day seminar on "Innovative Ideas for OSH Management, Training and Awareness Building in Tea and Other Industries" for the Managerial Staff, Supervisors and Trade Union Representatives of Tea and Manufacturing Industries by Regional Labour Institute, Kolkata on behalf of DGFASLI in collaboration with inspectorate of Factories at District Library Auditorium, Tezpur, Assam.	19/01/2015
6.	Innovative Ideas for Promotion of use of PPEs at Workplace	One day seminar on "Innovative Ideas for OSH Management, Training and Awareness Building in Tea and Other Industries" for the Managerial Staff, Supervisors and Trade Union Representatives of Tea and Manufacturing Industries by Regional Labour Institute, Kolkata on behalf of DGFASLI in collaboration with inspectorate of Factories at District Library Auditorium, Tezpur, Assam.	19/01/2015
7.	Safety Management system with reference to Foundry Industries	One day seminar on "Occupational, Hazard & Safety Management system in Steel Foundry" by RLI, Kolkata on behalf of DGFASLI in collaboration with the Institute of Indian Foundrymen, Kolkata on 31/03/2015 at IIF Centre, 335, Rajdanga Main Road Kolkata-700 107	31/03/2015
8.	Occupational Hazard with particular reference to Foundry Industry	One day seminar on "Occupational, Hazard & Safety Management system in Steel Foundry" by RLI, Kolkata on behalf of DGFASLI in collaboration with the Institute of Indian Foundrymen, Kolkata on 31/03/2015 at IIF Centre, 335, Rajdanga Main Road Kolkata-700 107	31/03/2015
9.	Presented Paper on "Occupational Hazards in Construction Industry"	Symposium conducted by Labour Dept. Govt. of Maharashtra in collaboration with DGUV, Germany in Mumbai	19/11/2016

#### 4.16 CIS National Centre for India

As a CIS National Centre for India CLI provides information and services on:

- Microfiche reference
- Awareness on current events in the areas of OSH
- Information access through CD-ROMs of ILO, WHO, etc.
- MSDS

- Dispersion Models

#### 4.17 DGFASLI website

The DGFASLI website [www.dgfasli.nic.in](http://www.dgfasli.nic.in) is a source of information on various safety and health related matters. The website contains database on abstract of OS&H studies, reports; information on advisory services rendered by DGFASLI in the area of testing of respiratory and non-respiratory personal protective equipment, flameproof equipment approval, material safety data sheets and National Referral Diagnostic Centre, etc. The training programme calendar for all the labour institutes, announcement on National Safety Awards & Vishwakarma Rashtriya Puraskar awards, AFIH course, Diploma Course in Industrial Safety along with the application forms are available on the website. The website enables users to access other useful websites related to safety and health and get the national directory of organisation-profile of agencies engaged in the field of safety and health. The website also contains the text of the Factories Act, 1948 and the Model Rules framed there under and also the Dock Workers (Safety, Health and Welfare) Act, 1986 etc. Statistics of Factories, Docks, list of Chief Inspectors of Factories, list of Dock Safety Inspectorates are also available in the portal.

The digitization of clearances issued by various Ministry/Department, as a part of Digital India Program, DGFASLI has digitization of clearances in the following three areas:

- i. Approval of site notification of Major Accident Hazard (MAH) installations in the port premises under Rule 7 of MSIHC Rules 1989 (Environment Protection Act) .
- ii. Issue of competency certificate under Rule 2(d) of Dock Workers (Safety, Health & Welfare) Regulation 1990.
- iii. Approval for manufacture of flame proof equipment under Section 37(a) of the Factories Act, 1948.

# 5

## Safety Awards

To appreciate the contribution made by the factories and docks towards producing quality goods and providing efficient services in safe and healthy conditions the following awards are being given.

### 5.1 Prime Minister's Shram Awards (PMSA)

The Prime Minister's Shram Awards (PMSA) were instituted in 1985, for the workers (as defined in Industrial Disputes Act, 1947) in recognition of their outstanding contributions in organizations both in public and private sector and who have distinguished record of performance, devotion to duty of a high order, specific contribution in the field of productivity, proven innovative abilities, presence of mind and exceptional courage and also to the workmen who have made supreme sacrifice of laying down their lives in the conscientious discharge of their duties.

It has been decided from the year 2004 onwards that the private sectors shall also be included within the ambit of Prime Minister's Shram Awards and the workers in the private sector units employing 500 or more workers and engaged in manufacturing and productive processes will be eligible to apply for these awards. The number of awards has been increased from 17 to 33. The awards, in order of sequence are Shram Ratna, Shram Bhushan, Shram Vir/Veerangana and Shram Shri/Devi. The recognition consists of a Sanad and cash award of Rs. 2,00,000/- (1 award), Rs. 1,00,000/- (4 awards), Rs. 60,000/- (12 awards) and Rs. 40,000/- (16 awards) respectively.

### 5.2 Vishwakarma Rashtriya Puraskar & National Safety Awards

The DGFASLI on behalf of the Ministry of Labour and Employment has been implementing the Vishwakarma Rashtriya Puraskar (VRP) (earlier known as Shram Vir National Awards) and the National Safety Awards scheme since 1965. These schemes were modified in 1971, 1978 and again in 2007. The schemes presently in operation are as follow:

- (i) **Vishwakarma Rashtriya Puraskar:** It is designed to give recognition at the national level to outstanding suggestions resulting in (i) Higher Productivity (ii) Improvement in safety and working conditions (iii) Savings in foreign exchange (import substitution as well as quality and safety of products), (iv) Improvement in overall efficiency of the establishments. The prizes are grouped in three classes i.e. (a) Applications ranked 1 to 5 (5 Awards) – Class "A" Awards Rs.75,000/- Each, (b) Applications ranked 6 to 13 (8 Awards) – Class "B" Awards Rs.50,000/- Each (c) Applications ranked 14 to 28 (15 Awards) – Class "C" Awards RS.25,000/- Each. These awards are applicable to the workers of Industrial establishments covered under the Factories Act, 1948, the employees covered under the Dock Worker (Safety, Health and Welfare) Act 1986, the Building and Other Construction Workers (Regulation of Employment and Conditions of Service) Act, 1996 and Installations under Atomic Energy Regulatory Board (AERB).

- (ii) **National Safety Awards:** National Safety Awards are given in recognition of outstanding safety performance on the part of the industrial establishments covered under the Factories Act 1948, the employers covered under the Dock Worker (Safety, Health and Welfare) Act 1986, the Building and Other Construction Workers (Regulation of Employment and Conditions of Service) Act, 1996 and Installations under Atomic Energy Regulatory Board (AERB). Shields and Citation Certificates are awarded to Winners and Runners Up. Schemes I to X are meant for factories, construction sites and nuclear Installations and Schemes XI and XII are for Ports. The Schemes/Schedule based on lowest frequency rate of accidents were deliberated in comparison with latest national Average Frequency Data of Accidents for the period from 2005 to 2007 for manufacturing sector and for the period from 2007 – 08 to 2009 – 10 for the Port Sector.

### 5.3 Achievement in 2015

The award presentation function for Vishwakarma Rashtriya Puraskar (VRP) & National Safety Awards (NSA) for the performance year 2013 was held at Sirifort Auditorium, New Delhi on 17<sup>th</sup> September 2015. The awards were presented by the Hon'ble Minister of State (Independent Charge) for Labour & Employment Shri Bandaru Dattatreya. The awards division received 193 applications under the Vishwakarma Rashtriya Puraskar from factories and docks and 223 applications under National Safety Awards for the performance year 2013. Out of this 24 National Safety Awards applications were rejected owing to various discrepancies and 193 VRP and 199 NSA applications were accepted for processing and assessment. Out of which 28 applications were selected as Winners of VRP and a total of 98 applications (56 Winners & 42 Runners-up) were recommended for National Safety Awards for the performance year 2013.

During this occasion, an exhibition on 'Modern & Traditional craft with theme OSH- Good Practices & workers participation' was organised. Various stalls on Modern & Traditional crafts and PPE were displayed. The awards function was attended by about 1200 delegates, Safety professional and Govt. officials. The event got wide publicity in media and leading news papers.

**Table 5.1- Applications received for Vishwakarma Rashtriya Puraskar and the number of awards given**

Performance Year	Applications Received	Awards given
2008	192	28
2009	234	28
2010	162	28
2011	194	28
2012	142	28
2013	193	28



Dignitaries on the dais during the VRP & NSA Award presentation ceremony on 17<sup>th</sup> September 2015 at Sirifort Auditorium, New Delhi .

Table 5.2- Estimated annual savings resulting from the suggestions

Performance Year	Savings in Indian Currency		Savings in Foreign Exchange	
	Recurring	Non-Recurring	Recurring	Non-Recurring
2009	10,82,85,00,000	94,83,04,000	21,73,14,500	29,59,00,000
2010	1,45,97,88,000	77,14,00,000	1,19,76,304	49,60,155
2011	23,46,20,990	8,65,18,362	5,89,584	16,370
2012	8,37,70,16,690	5,61,15,000	2,22,69,000	-
2013	6,43,77,70,600	35,48,73,900	68,80,96,665	2,66,01,55,248



Table 5.3- National Safety Awards under different schemes

Performance Year	National Safety Awards	SCHEMES											
		I	II	III	IV	V	VI	VII	VIII	IX	X	XI	XII
2009	Applications	100	50	38	30	18	19	20	20	04	04	04	04
	Awards	27	21	16	15	09	10	08	09	02	02	02	02
2010	Applications	55	32	16	19	09	11	10	11	02	02	01	02
	Awards	22	19	08	09	06	07	05	05	02	02	-	01
2011	Applications	44	27	18	16	13	11	13	16	04	03	-	-
	Awards	22	17	11	12	08	10	06	08	02	02	-	-
2012	Applications	30	31	10	12	09	12	08	09	02	02	-	-
	Awards	20	19	10	10	05	07	06	08	02	02	-	-
2013	Applications	48	39	12	19	18	21	13	13	08	08	-	-
	Awards	23	20	10	12	06	06	08	09	02	02	-	-

## 6

## Human Resource Development

The officers of the Organisation are deputed to the programmes organized by various agencies within the country and abroad, for their exposure to the latest technical developments that are taking place in the field of Industrial Safety and Health. The details of such participation during the year 2015 are given below:

**Table 6.1- International Programmes attended by officers of DGFASLI during 2015**

Sl. No.	Programme Title	Place	From	To	No. of officers trained
1.	Study tour by Inter-Ministerial Delegation to Indonesia under SCORE program. Organized by ILO	Jakarta, Semarang and Kudus, Indonesia	14/09/2015	18/09/2015	1

**Table 6.2- National Programmes attended by officers of DGFASLI during 2015**

Sl. No.	Programme Title	Venue	From	To	No. of officers trained
1.	Organisation and Management of Safety, Health and Environment	IIT Kharagpur	16/02/2015	20/02/2015	3
2.	Workshop on Carcinogens	NIHFW, New Delhi	14/07/2015	14/07/2015	1
3.	Training Programme on "Public Procurement"	National Institute of Financial Management, Faridabad	14/12/2015	19/12/2015	1
4.	Symposium on "Impact of chemical exposure on Health and Environment"	MAMC, Delhi	16/12/2015	16/12/2105	2

## 7

## Statistics on Occupational Safety and Health in Factories

The statistics of factories is collected and compiled by the **Labour Bureau** on the basis of the Annual Returns/Reports in respect of the Factories Act 1948, furnished by various States and Union Territories. Under the Factories Act, 1948, injuries resulting from industrial accidents, by reasons of which the person injured is prevented from attending to work for a period of 48 hours or more immediately following the accident, are recorded. The important indices on injuries are **Frequency Rate (FR)** and **Incidence Rate (IR)**. The **Frequency Rate** is defined as number of total injuries per 1, 00,000 man-days worked. The **Incidence Rate** is the number of injuries per 1000 workers employed in the factories.

The latest information relating to occupational injuries in factories are given in this chapter in tables 7.1 to 7.7, which are based on the statistics provided by Labour Bureau up to the year 2012.

**Table: 7.1-Statistics of Employment, Industrial Injuries, etc. in Factories for the Year 2008-2012**

Year	No. of Working Factories	Estimated Average daily Employment (in thousands)	Industrial Injuries		Frequency Rate of injuries per lakh Man-days worked		Incidence Rate of injuries per thousand Workers Employed in Factories Submitting Return	
			Fatal	Total	Fatal	Total	Fatal	Total
(1)	(2)	(3)	(4)	(5)	(6)	(7)	(8)	(9)
2008	137808	7421	478	5972	0.07	0.88	0.06	0.80
2009	143389	6488	668	6651	0.09	0.85	0.10	1.03
2010	228259	10855	1064	11175	0.06	0.64	0.10	1.03
2011	240824	11578	1083	10441	0.07	0.72	0.09	0.90
2012	161161	7335	682	5769	0.09	0.75	0.09	0.79

**Source:** (i) Data received from Labour Bureau through correspondence.

(ii) Data for the year 2013 and beyond is yet to be updated by the Labour Bureau.

**Note: Limitations of the data received from Labour Bureau Chandigarh:** The Number of injuries has been given on the basis of notices of accidents whereas the rates have been worked out on the basis of Annual Return.

Table 7.2- State-Wise Total Number of Industrial Injuries in Factories

S. No.	State / Union Territory	2008	2009	2010	2011	2012
1.	Andaman & Nicobar	NA	40(-)	NA	77(-)	40(-)
2.	Andhra Pradesh	1770(170)	1200(139)	1707(191)	1075 (164)	1336 (153)
3.	Arunachal Pradesh	NA	NA	NA	NA	NA
4.	Assam	82(15)	52(5)	52(6)	77 (8)	78 (8)
5.	Bihar	39(-)	156(27)	215(-)	95 (4)	135 (9)
6.	Chandigarh	NA	8(-)	2(-)	15 (8)	3 (1)
7.	Chhattisgarh	NA	NA	306(84)	320 (98)	158 (106)
8.	Daman & Diu	NA	NA	NA	50 (12)	44 (13)
9.	Delhi	NA	NA	NA	NA	NA
10.	Goa	168(7)	144(10)	109(12)	103 (11)	103 (7)
11.	Gujarat	NA	NA	2992(221)	3263 (249)	NA
12.	Haryana	123(33)	118(31)	65(18)	59 (32)	43 (15)
13.	Himachal Pradesh	NA	NA	NA	242 (10)	NA
14.	Jammu & Kashmir	NA	NA	NA	NA	NA
15.	Jharkhand	237(23)	NA	98(33)	113 (19)	NA
16.	Karnataka	555(22)	NA	NA	NA	NA
17.	Kerala	NA	NA	NA	5 (-)	NA
18.	Lakshadweep	NA	NA	NA	NA	NA
19.	Madhya Pradesh	1476(54)	NA	NA	NA	NA
20.	Maharashtra	NA	3249(217)	2933(222)	2601 (183)	2608 (216)
21.	Manipur	NA	-	-	NA	NA
22.	Meghalaya	18(1)	28(-)	-	-	NA
23.	Mizoram	NA	NA	NA	NA	NA
24.	Nagaland	NA	NA	-	-	-
25.	Odisha	564(81)	548(122)	580(102)	550 (60)	NA
26.	Puducherry	NA	NA	56(10)	56 (10)	38 (8)
27.	Punjab	229(3)	283(35)	241(22)	217 (34)	NA
28.	Rajasthan	656(49)	755(56)	856(67)	746 (63)	733 (34)
29.	Sikkim	NA	NA	NA	NA	NA
30.	Tamil Nadu	NA	NA	957(75)	774 (118)	443 (110)
31.	Tripura	1(-)	6(2)	6(1)	3 (-)	7(2)
32.	Uttar Pradesh	NA	NA	NA	NA	NA
33.	Uttaranchal	54(20)	64(24)	NA	NA	NA
34.	West Bengal	NA	NA	-	-	NA
<b>Total</b>		<b>5972 (478)</b>	<b>6651 (668)</b>	<b>11175 (1064)</b>	<b>10441 (1083)</b>	<b>5769 (682)</b>

**Note:** (i) NA = Not Available

(ii) - = Nil

(iii) Figures in brackets pertain to "Fatalities" and are included in the total.

(iv) For limitations of the data please refer note under table 7.1

(v) Data for the year 2013 and beyond is yet to be updated by the Labour Bureau.

**Source:** Data received from Labour Bureau through correspondence.

Table 7.3- State-wise Frequency Rates of Industrial Injuries in Factories

S. No.	State/ Union Territory	2008	2009	2010	2011	2012
1.	Andaman & Nicobar	NA	3.45(-)	NA	5.93 (-)	2.89 (-)
2.	Andhra Pradesh	1.30(0.13)	0.80(0.09)	0.70(0.80)	0.55 (0.08)	0.72 (0.08)
3.	Arunachal Pradesh	NA	NA	NA	NA	NA
4.	Assam	0.76(0.14)	1.83(0.18)	0.45(0.05)	0.63 (0.07)	0.74 (0.08)
5.	Bihar	0.95(-)	6.15(1.06)	5.83(-)	3.06 (0.13)	4.89 (0.33)
6.	Chandigarh	NA	0.34(-)	0.09(-)	0.58 (0.31)	0.13 (0.04)
7.	Chhattisgarh	NA	NA	0.13(0.04)	3.21 (0.98)	0.5 (0.33)
8.	Daman & Diu	NA	NA	NA	0.36 (0.09)	898.69 (265.52)
9.	Delhi	NA	NA	NA	NA	NA
10.	Goa	1.12(0.05)	0.67(0.05)	0.60(0.07)	0.57 (0.06)	0.51 (0.03)
11.	Gujarat	NA	NA	2.79(0.21)	2.97 (0.23)	NA
12.	Haryana	0.29(0.08)	0.20(0.05)	0.14(0.04)	0.13 (0.07)	0.06 (0.02)
13.	Himachal Pradesh	NA	NA	NA	0.65 (0.03)	NA
14.	Jammu & Kashmir	NA	NA	NA	NA	NA
15.	Jharkhand	0.22(0.02)	NA	0.09(0.03)	0.47 (0.08)	NA
16.	Karnataka	0.65(0.03)	NA	NA	NA	NA
17.	Kerala	NA	NA	-	0.01 (-)	NA
18.	Lakshadweep	NA	NA	NA	NA	NA
19.	Madhya Pradesh	5.23(0.19)	NA	NA	NA	NA
20.	Maharashtra	NA	1.11(0.07)	0.87(0.07)	0.72 (0.05)	0.72 (0.06)
21.	Manipur	NA	-(-)	-(-)	NA	NA
22.	Meghalaya	0.91(0.05)	5.96(-)	-(-)	-	NA
23.	Mizoram	NA	NA	NA	NA	NA
24.	Nagaland	NA	NA	-(-)	-	-
25.	Odisha	1.23(0.18)	1.00(0.22)	0.87(0.15)	0.84 (0.09)	NA
26.	Puducherry	NA	NA	0.50(0.09)	0.86 (0.15)	0.51 (0.11)
27.	Punjab	0.73(0.01)	1.01(0.12)	0.87(0.08)	0.92 (0.14)	NA
28.	Rajasthan	1.48(0.11)	1.53(0.11)	1.48(0.12)	1.42	1.23 (0.06)
29.	Sikkim	NA	NA	NA	NA	NA
30.	Tamil Nadu	NA	NA	0.23(0.02)	0.19 (0.03)	11.61 (2.88)
31.	Tripura	0.07(-)	0.19(0.06)	0.20(0.03)	0.1 (-)	0.2 (0.06)
32.	Uttar Pradesh	NA	NA	NA	NA	NA
33.	Uttaranchal	0.24(0.09)	0.22(0.08)	NA	NA	NA
34.	West Bengal	NA	NA	-(-)	-	NA
<b>Total</b>		<b>0.88(0.07)</b>	<b>0.85(0.09)</b>	<b>0.64(0.06)</b>	<b>0.72 (0.07)</b>	<b>0.75 (0.09)</b>

**Note:** (i) F.R. = Frequency Rate per lakh man-days worked (ii) NA = Not Available, (iii) (-) = Nil or Negligible  
 (iv) Figures in bracket pertain to "Fatalities" and are included in the total  
 (v) For limitations of the data please refer note under table 7.1  
 (vi) Data for the year 2013 and beyond is yet to be updated by the Labour Bureau.

Table 7.4- State-wise Incidence Rates of Industrial Injuries in Factories

S. No.	State/ Union Territory	2008	2009	2010	2011	2012
1.	Andaman & Nicobar	NA	7.33(-)	NA	13.87 (-)	7.05 (-)
2.	Andhra Pradesh	2.03(0.19)	1.26(0.15)	1.67(0.19)	1.04 (0.16)	1.15 (0.13)
3.	Arunachal Pradesh	NA	NA	NA	NA	NA
4.	Assam	0.76(0.14)	0.38(0.04)	0.35(0.04)	0.49 (0.05)	0.45 (0.05)
5.	Bihar	0.34(-)	1.27(0.22)	1.55(-)	0.64 (0.03)	0.8 (0.05)
6.	Chandigarh	NA	0.72(-)	0.16(-)	1.28 (0.68)	0.24 (0.08)
7.	Chhattisgarh	NA	NA	1.16(0.32)	1.14 (0.35)	0.67 (0.45)
8.	Daman & Diu	NA	NA	NA	0.34 (0.08)	0.25 (0.07)
9.	Delhi	NA	NA	NA	NA	NA
10.	Goa	3.04(0.13)	2.23(0.15)	1.60(0.18)	1.55 (0.17)	1.46 (0.1)
11.	Gujarat	NA	NA	2.31(0.17)	2.35 (0.18)	NA
12.	Haryana	0.18(0.05)	0.16(0.04)	0.08(0.02)	0.07 (0.04)	0.05 (0.02)
13.	Himachal Pradesh	NA	NA	NA	0.89 (0.04)	NA
14.	Jammu & Kashmir	NA	NA	NA	NA	NA
15.	Jharkhand	0.76(0.07)	NA	0.25(0.08)	0.27 (0.05)	NA
16.	Karnataka	0.49(0.02)	NA	NA	NA	NA
17.	Kerala	NA	NA	NA	0.01 (-)	NA
18.	Lakshadweep	NA	NA	NA	NA	NA
19.	Madhya Pradesh	3.29(0.12)	NA	NA	NA	NA
20.	Maharashtra	NA	2.12(0.14)	1.74(0.13)	1.41 (0.1)	1.25 (0.1)
21.	Manipur	-(-)	-(-)	-	NA	NA
22.	Meghalaya	2.84(0.16)	4.64(-)	-	-	NA
23.	Mizoram	NA	NA	NA	NA	NA
24.	Nagaland	NA	NA	-	-	-
25.	Odisha	3.22(0.46)	2.51(0.56)	2.19(0.39)	1.97 (0.21)	NA
26.	Puducherry	NA	NA	0.72(0.13)	0.7 (0.13)	0.46 (0.1)
27.	Punjab	0.39(0.01)	0.48(0.06)	0.39(0.04)	0.34 (0.05)	NA
28.	Rajasthan	1.10(0.08)	1.25(0.09)	1.50(0.12)	1.22 (0.1)	1.06 (0.05)
29.	Sikkim	NA	NA	NA	NA	NA
30.	Tamil Nadu	NA	NA	0.64(0.05)	0.52 (0.08)	0.28 (0.07)
31.	Tripura	0.02(-)	0.12(0.04)	0.10(0.02)	0.05 (-)	0.12 (0.03)
32.	Uttar Pradesh	NA	NA	-	NA	NA
33.	Uttaranchal	0.52(0.19)	0.39(0.15)	NA	NA	NA
34.	West Bengal	NA	NA	NA	-	-
<b>Total</b>		<b>0.80(0.06)</b>	<b>1.03(0.10)</b>	<b>1.03(0.10)</b>	<b>0.9 (0.09)</b>	<b>0.79 (0.09)</b>

**Note:** (i) I.R. = Incidence Rate per 1000 workers employed.  
(ii) NA = Not Available, (iii) (-) = Nil  
(iv) Figures in bracket pertain to "Fatalities" and are included in the total,  
(v) For limitations of the data please refer note under table 7.1  
(vi) Data for the year 2013 and beyond is yet to be updated by the Labour Bureau.

**Source:** Data received from Labour Bureau through correspondence.

Table 7.5- Industrial Injuries and their Incidence Rate (IR) per Thousand Workers Employed by Important Industries

Sl. No.	Industry	NIC Code 2008	2008		2009		2010		2011		2012	
			Total Injuries	IR	Total Injuries	IR	Total Injuries	IR	Total Injuries	IR	Total Injuries	IR
(1)	(2)	(3)	(4)	(5)	(6)	(7)	(8)	(9)	(10)	(11)	(12)	(13)
1.	All Textiles	13,14	1740 (37)	1.21 (0.03)	1326 (59)	1.52 (0.07)	2937 (83)	4.09 (0.12)	2921 (96)	3.82 (0.13)	1063 (44)	1.58 (1.52)
2.	Manufacture of Paper & paper products & printing, publishing & allied products	17,18	231 (22)	0.97 (0.09)	108 (21)	0.38 (0.07)	341 (28)	2.17 (0.18)	252 (49)	1.61 (0.31)	178 (22)	1.17 (0.14)
3.	Manufacture of Chemicals & Chemical products (Except Petroleum and coal products)	20	206 (42)	0.50 (0.10)	186 (35)	0.40 (0.08)	719 (140)	1.02 (0.20)	1605 (193)	2.1 (0.25)	562 (94)	1.37 (0.23)
4.	Manufacture of Non-metallic mineral products	23	717 (65)	1.14 (0.10)	291 (63)	0.52 (0.11)	534 (86)	0.66 (0.11)	331 (80)	0.38 (0.09)	154 (39)	0.26 (0.06)
5.	Basic metal and alloys Industries	24	664 (121)	1.06 (0.19)	1042 (189)	2.19 (0.40)	1367 (311)	1.31 (0.30)	930 (211)	0.85 (0.19)	503 (130)	1 (0.26)
6.	Manufacture of metal products & Parts (except machinery & transport equipment)	25	297 (8)	0.75 (0.02)	365 (19)	0.87 (0.05)	1152 (57)	1.60 (0.08)	767 (58)	0.98 (0.07)	300 (52)	0.56 (0.1)
7.	Manufacture of machinery, machine tools & parts tools (except electrical machinery)	28	144 (11)	0.24 (0.02)	317 (17)	0.80 (0.04)	622 (31)	1.18 (0.06)	534 (50)	0.98 (0.09)	293 (8)	0.87 (0.02)

Contd. ...

Sl. No.	Industry	NIC Code 2008	2008		2009		2010		2011		2012(P)	
			Total Injuries	IR	Total Injuries	IR	Total Injuries	IR	Total Injuries	IR	Total Injuries	IR
(1)	(2)	(3)	(4)	(5)	(6)	(7)	(8)	(9)	(10)	(11)	(12)	(13)
8.	Manufacture of transport equipment and parts	30	320 (12)	0.89 (0.03)	422 (20)	0.91 (0.04)	456 (18)	1.78 (0.07)	400 (42)	1.37 (0.14)	236 (17)	1.39 (0.1)
9.	Electricity, Gas and Steam	35	145 (26)	0.96 (0.17)	167 (29)	1.30 (0.23)	220 (32)	0.98 (0.14)	250 (61)	0.99 (0.24)	311 (54)	1.88 (0.33)
Total of (Sl. No. 1 to 9 Industries)			<b>4464</b> <b>(344)</b>	<b>0.92</b> <b>(0.07)</b>	<b>4224</b> <b>(452)</b>	<b>1.04</b> <b>(0.11)</b>	<b>8348</b> <b>(786)</b>	<b>3.08</b> <b>(0.29)</b>	<b>7990</b> <b>(840)</b>	<b>2.81</b> <b>(0.3)</b>	<b>3600</b> <b>(460)</b>	<b>1.61</b> <b>(0.21)</b>
<b>* Total of All Industries</b>			5972 (478)	0.80 (0.06)	6651 (668)	1.03 (0.10)	11175 (1064)	1.03 (0.10)	10441(1 083)	0.9 (0.09)	5769 (682)	0.79 (0.09)

- Note:** (i) Figures in brackets indicate "Fatalities" and are included in the Total  
(ii)\* The figures for All Industries include the figures of other industries apart from above Industries shown.  
(iii) For limitations of data refer footnote of table 7.1  
(iv) Data for the year 2013 and beyond is yet to be updated by the Labour Bureau.

**Source:** Data received from Labour Bureau through correspondence.



Table 7.6- Frequency Rate of Total Injuries by Important Industries

Sl. No.	Industry	NIC Code 2008	2008	2009	2010	2011	2012(P)
1.	All Textiles	13,14	1.57	1.63	1.33	1.26	1.26
2.	Manufacture of Paper & paper products & printing, publishing & allied products	17,18	0.96	0.33	0.69	0.54	0.74
3.	Manufacture of Chemicals & Chemical products (Except products of Petroleum and coal)	20	0.36	0.22	0.69	1.42	1.25
4.	Manufacture of Non-metallic mineral products	23	1.57	0.68	0.8	0.5	0.34
5.	Basic metal and alloys Industries	24	0.55	1.26	0.62	0.72	0.69
6.	Manufacture of metal products & Parts(except machinery & transport equipment)	25	1.19	0.87	1.1	0.69	0.51
7.	Manufacture of machinery, machine tools & parts (except electrical machinery)	28	0.35	0.62	0.96	0.73	0.59
8.	Manufacture of transport equipment and parts	30	0.67	0.53	0.98	0.83	0.96
9.	Electricity, Gas and Steam	35	0.77	0.70	0.08	0.68	1.45
Total of (Sl. No. 1 to 9 Industries)			<b>0.91</b>	<b>0.81</b>	<b>0.72</b>	<b>0.93</b>	<b>0.84</b>
<b>* Total of All Industries</b>			<b>0.88</b>	<b>0.85</b>	<b>0.64</b>	<b>0.72</b>	<b>0.75</b>

**Note:**

(i) \* The figures for All Industries include the figures of other industries apart from above industries shown.

(ii) For limitations of data refer footnote of table 7.1

(iii) Data for the year 2013 and beyond is yet to be updated by the Labour Bureau.

**Source:** Data received from Labour Bureau through correspondence.

Table 7.7- Industrial injuries in Factories by causes

Sl. No.	Causation	2010		2011		2012	
		Total	Fatal	Total	Fatal	Total	Fatal
1.	Prime movers	62	11	38	14	70	7
2.	Machinery moved by Mechanical Power	2565	165	1757	136	1207	102
3.	Machinery not moved by Mechanical Power	236	32	237	38	310	13
4.	Transport whether moved by Power or not	244	31	169	41	67	18
5.	Electricity	243	92	212	85	138	61
6.	Explosions	180	62	86	41	137	31
7.	Fires	208	46	320	131	186	94
8.	Gassing	194	22	104	27	88	5
9.	Molten Metals & other Hot or Corrosive Substances	407	70	417	66	168	37
10.	Hand Tools	389	5	862	11	179	1
11.	Falling Bodies	630	59	966	72	276	38
12.	Persons Falling	1147	153	2157	221	797	153
13.	Stepping on or Striking against Objects	587	18	999	35	398	17
14.	Handling Goods or Articles	604	43	813	42	436	10
15.	Others	2736	102	2754	116	1269	80
<b>Total</b>		<b>10432</b>	<b>911</b>	<b>11891</b>	<b>1076</b>	<b>5726</b>	<b>667</b>

- Note:** (i) For limitations of data refer footnote of table 7.1  
(ii) Total in table 7.7 may not tally with the corresponding tables 7.1, 7.2 and 7.4 due to non-availability of cause-wise data of industrial injuries.  
(iii) Data for the year 2013 and beyond is yet to be updated by the Labour Bureau.

**Source:** Data received from Labour Bureau through correspondence.

## 8

## Statistics on Status of compliance with statutory provisions of the Factories Act, 1948

DGFASLI receives information relating to factories covered under the provisions of the Factories Act, 1948 from States and Union Territories from time to time. This information is mainly collected through FAS Forms as well as through correspondence as and when required from the CIFs of the States/ UTs. It is entered in the data bank specially created at DGFASLI for disseminating any specific information as and when necessary. This information can be used to know the state-wise status of safety and health as well as compliance level with statutory standards in factories. The information can be used for estimation of various trends. It is emphasized here, that for ascertaining the correctness or the updated information given in the following pages/tables, the State Governments/Union Territory Administration concerned may be contacted.

<b>Statistics* of Factories at a Glance: 2014</b>		
No. of Registered Factories		<b>361994</b>
No. of Working Factories		<b>307459</b>
Employment	Total	<b>20034859</b>
	Men	<b>17766601</b>
	Women	<b>2268258</b>
No. of Safety Officers		<b>3516</b>
No. of Welfare Officers		<b>3705</b>
No. of Factory Med. Officers		<b>11752</b>
No. of Factories having Safety Policy		<b>22792</b>
No. of Factories having Safety Committees		<b>18335</b>
No. of MAH Factories		<b>1969</b>
Factories having On-site Emergency Plan		<b>1936</b>
Factories having Canteens Facility		<b>8046</b>
Factories having Creches Facility		<b>6238</b>
Total Injuries		<b>26614</b>
Fatal Injuries		<b>1211</b>

\* (Based on data collected by DGFASLI through correspondence with CIF of States/UTs.)

Table 8.1-Fatal and Non-fatal Injuries in Factories

Sl. No.	State/ Union Territory	2013		2014		2015 (P)	
		Fatal Injuries	Non Fatal Injuries	Fatal Injuries	Non Fatal Injuries	Fatal Injuries	Non Fatal Injuries
1.	Andaman & Nicobar Islands	..	..	5	15	0	46
2.	Andhra Pradesh	137	513	85	174	..	..
3.	Assam	8	57	13	58	8	40
4.	Bihar	4	156	12	251	10	188
5.	Chandigarh	Nil	2	0	0	0	0
6.	Chhattisgarh	92	380	101	71	74	54
7.	Daman & Diu and Dadra & Nagar Haveli	12	57	21	47	12	58
8.	Delhi	13	14	1	9	6	20
9.	Goa	10	45	5	80	8	71
10.	Gujarat	218	2285	240	1751	248	1534
11.	Haryana	40	21	41	64	40	61
12.	Himachal Pradesh	11	23	13	23	26	23
13.	Jammu & Kashmir	..	..	3	18	0	14
14.	Jharkhand	35	92	21	78	29	115
15.	Karnataka	68	43	..	..	51	30
16.	Kerala	27	68	24	234	20	326
17.	Madhya Pradesh	48	465	59	334	44	438
18.	Maharashtra	199	2013	187	1687	145	1471
19.	Manipur	..	..	0	0	0	0
20.	Meghalaya	3	3	1	1	1	1
21.	Nagaland	0	0	0	0	1	0
22.	Odisha	58	104	46	165	55	167
23.	Pudduchery	3	25	6	12	3	25
24.	Punjab	29	103	12	97	21	100
25.	Rajasthan	55	706	39	624	33	571
26.	Tamil Nadu	109	415	105	291	87	327
27.	Telangana	#	#	54	39	76	37
28.	Tripura	2	4	2	6	4	3
29.	Uttar Pradesh	129	71	45	47	57	48
30.	Uttarakhand	11	48	7	47	21	21
31.	West Bengal	96	19250	63	19180	38	13940
<b>Total</b>		<b>1417</b>	<b>26963</b>	<b>1211</b>	<b>25403</b>	<b>1118</b>	<b>19729</b>

**Note:** (i) There are no registered factories in Arunachal Pradesh, Lakshadweep, Mizoram and Sikkim.

(ii) P : Provisional

(iii) .. : Not Available

(iv)# : Newly created State in 2014.

**Source:** Data collected by DGFASLI through correspondence with Chief Inspector of Factories of States/ UTs.

Table 8.2-State-wise Status of Employment in Factories during 2014 (P)

Sl. No.	State/ Union Territory	Registered Factories	Working Factories	Total Employment	Female Workers
1.	Andaman & Nicobar Islands	48	46	5393	167
2.	Andhra Pradesh	26469	21104	717225	170208
3.	Assam	5539	4394	212082	4865
4.	Bihar	10054	9824	202085	..
5.	Chandigarh	831	400	4404	284
6.	Chhattisgarh	3868	3721	324820	9789
7.	Daman & Diu and Dadra & Nagar Haveli	6175	4755	194955	64335
8.	Delhi	12501	8531	376021	25012
9.	Goa	726	725	74141	12796
10.	Gujarat	42065	30192	1598089	66237
11.	Haryana	14102	13663	701670	72557
12.	Himachal Pradesh	4848	4848	313642	11800
13.	Jammu & Kashmir	1627	1156	60446	1982
14.	Jharkhand	6705	5679	255989	11998
15.	Karnataka	15261	14459	1397839	415554
16.	Kerala	22254	21650	534397	289110
17.	Madhya Pradesh	8138	7813	345955	18148
18.	Maharashtra	39304	35548	2259580	292276
19.	Manipur	1048	1044	12868	5850
20.	Meghalaya	157	154	10043	524
21.	Nagaland	238	238	4958	1200
22.	Odisha	3763	1907	320250	6581
23.	Puducherry	2737	1971	84892	6080
24.	Punjab	18678	18348	635023	3445
25.	Rajasthan	13273	13273	498775	1044
26.	Tamil Nadu	43603	29647	1975853	594732
27.	Telangana	19736	14558	693932	75217
28.	Tripura	1585	1443	63000	9500
29.	Uttar Pradesh	16108	15815	1181326	49528
30.	Uttarakhand	3363	3363	3872900	28292
31.	West Bengal	17190	17190	1102306	19110
<b>Total</b>		<b>361994</b>	<b>307459</b>	<b>20034859</b>	<b>2268221</b>

**Note:** (i) There are no registered factories in Arunachal Pradesh, Lakshadweep, Mizoram and Sikkim.

(ii) P : Provisional

(iii) .. : Not Available

**Source:** Data collected by DGFASLI through correspondence with Chief Inspector of Factories of States/ UTs.

Table 8.3- State-wise Hazardous Process Factories under Sec. 2(cb) as on 2014 (P)

Sl. No.	State/ Union Territory	No. of Hazardous Factories	No. of Workers
1.	Andaman & Nicobar Islands	2	186
2.	Andhra Pradesh	644	70611
3.	Assam	12	8095
4.	Bihar	45	16157
5.	Chandigarh	0	0
6.	Chhattisgarh	706	228044
7.	Daman & Diu and Dadra & Nagar Haveli	32	1024
8.	Delhi	357	15735
9.	Goa	15	6316
10.	Gujarat	9039	462555
11.	Haryana	1141	25225
12.	Himachal Pradesh	83	13208
13.	Jammu & Kashmir	28	3387
14.	Jharkhand	576	119954
15.	Karnataka	1197	191556
16.	Kerala	1552	24504
17.	Madhya Pradesh	1232	89845
18.	Maharashtra	3807	282583
19.	Manipur	6	967
20.	Meghalaya	84	6941
21.	Nagaland	0	0
22.	Odisha	580	187463
23.	Puducherry	202	10137
24.	Punjab	313	27050
25.	Rajasthan	894	100503
26.	Tamil Nadu	1217	154068
27.	Telangana	1586	143453
28.	Tripura	31	1513
29.	Uttar Pradesh	2477	306993
30.	Uttarakhand	736	54808
31.	West Bengal	4368	246380
<b>Total</b>		<b>32962</b>	<b>2799261</b>

**Note:** (i) There are no registered factories in Arunachal Pradesh, Lakshadweep, Mizoram and Sikkim.

(ii) P : Provisional

(iii) .. : Not Available

**Source:** Data collected by DGFASLI through correspondence with Chief Inspector of Factories of States/ UTs.

Table 8.4- Inspectors of Factories for the year 2014 (P)

Sl. No.	State/ Union Territory	Sanctioned	In-position
1.	Andaman & Nicobar Islands	2	2
2.	Andhra Pradesh	47	39
3.	Assam	29	20
4.	Bihar	21	13
5.	Chandigarh	0	6
6.	Chhattisgarh	27	10
7.	Daman & Diu and Dadra & Nagar Haveli	1	1
8.	Delhi	16	10
9.	Goa	7	4
10.	Gujarat	124	68
11.	Haryana	2	49
12.	Himachal Pradesh	2	49
13.	Jammu & Kashmir	5	5
14.	Jharkhand	25	21
15.	Karnataka	41	30
16.	Kerala	57	54
17.	Madhya Pradesh	41	28
18.	Maharashtra	131	82
19.	Manipur	2	3
20.	Meghalaya	4	3
21.	Nagaland	3	3
22.	Odisha	34	29
23.	Puducherry	9	6
24.	Punjab	28	19
25.	Rajasthan	39	21
26.	Tamil Nadu	168	95
27.	Telangana	35	30
28.	Tripura	5	5
29.	Uttar Pradesh	47	14
30.	Uttarakhand	2	2
31.	West Bengal	62	38
<b>Total</b>		<b>1050</b>	<b>743</b>

**Note:** (i) There are no registered factories in Arunachal Pradesh, Lakshadweep, Mizoram and Sikkim.

(ii) P : Provisional

(iii) .. : Not Available

**Source:** Data collected by DGFASLI through correspondence with Chief Inspector of Factories of States/ UTs.

Table 8.5-State-wise Specialist Inspectors of Factories for the year 2014 (P)

Sl. No.	State/ Union Territory	Medical Inspectors		Chemical Inspector		Hygiene Inspector		Others	
		Sanctioned	In-Position	Sanctioned	In-Position	Sanctioned	In-Position	Sanctioned	In-position
1.	Andaman & Nicobar Islands	0	0	0	0	0	0	0	0
2.	Andhra Pradesh	2	0	1	1	0	0	0	0
3.	Assam	1	0	0	0	0	0	0	0
4.	Bihar	2	1	2	1	0	0	0	0
5.	Chandigarh	0	0	0	0	0	0	0	0
6.	Chhattisgarh	1	0	0	0	0	0	0	0
7.	Daman & Diu and Dadra & Nagar Haveli	0	0	0	0	0	0	0	0
8.	Delhi	1	1	1	0	0	0	0	0
9.	Goa	1	1	0	0	0	0	0	0
10.	Gujarat	5	2	4	1	4	0	4	1
11.	Haryana	5	4	5	5	0	0	3	3
12.	Himachal Pradesh	0	0	1	0	0	0	0	0
13.	Jammu & Kashmir	0	0	0	0	0	0	0	0
14.	Jharkhand	0	0	0	0	0	0	0	0
15.	Karnataka	1	1	0	0	0	0	1	1
16.	Kerala	4	1	5	5	0	0	2	2
17.	Madhya Pradesh	1	0	0	0	0	0	0	0
18.	Maharashtra	2	0	0	0	0	0	0	0
19.	Manipur	0	0	0	0	0	0	0	0
20.	Meghalaya	0	0	0	0	0	0	0	0
21.	Nagaland	0	0	0	0	0	0	0	0
22.	Odisha	1	1	0	0	0	0	0	0
23.	Puducherry	1	1	1	1	0	0	1	1
24.	Punjab	3	2	..	..	..	..	..	..
25.	Rajasthan	1	1	3	1	1	1	2	0
26.	Tamil Nadu	0	0	0	0	0	0	0	0
27.	Telangana	0	0	0	0	0	0	0	0
28.	Tripura	0	0	0	0	0	0	0	0
29.	Uttar Pradesh	0	0	0	0	0	0	0	0
30.	Uttarakhand	0	0	0	0	0	0	0	0
31.	West Bengal	9	3	12	8	0	0	0	0
<b>Total</b>		41	19	35	23	5	1	13	8

**Note:** (i) There are no registered factories in Arunachal Pradesh, Lakshadweep, Mizoram and Sikkim.

(ii) P : Provisional

(iii) .. : Not Available

**Source:** Data collected by DGFASLI through correspondence with Chief Inspector of Factories of States / UTs.



Table 8.6- State-wise Certifying Surgeons of Factories for the year 2014(P)

Sl. No.	State/ Union Territory	Employed		Notified	
		Sanctioned	In position	Sanctioned	In position
1.	Andaman & Nicobar Islands	0	0	4	4
2.	Andhra Pradesh	0	0	0	0
3.	Assam	3	0	0	0
4.	Bihar	0	0	0	0
5.	Chandigarh	0	0	0	0
6.	Chhattisgarh	0	0	0	0
7.	Daman & Diu and Dadra & Nagar Haveli	0	0	0	1
8.	Delhi	1	1	1	1
9.	Goa	0	0	0	0
10.	Gujarat	21	8	0	0
11.	Haryana	0	0	0	0
12.	Himachal Pradesh	0	0	0	12
13.	Jammu & Kashmir	0	0	0	0
14.	Jharkhand	0	0	0	0
15.	Karnataka	0	0	0	0
16.	Kerala	0	0	0	0
17.	Madhya Pradesh	0	0	0	0
18.	Maharashtra	1	1	0	0
19.	Manipur	0	0	0	0
20.	Meghalaya	0	0	0	0
21.	Nagaland	0	0	0	0
22.	Odisha	0	0	21	21
23.	Puducherry	1	1	0	0
24.	Punjab	3	2	3	2
25.	Rajasthan	0	0	1	1
26.	Tamil Nadu	9	8	9	9
27.	Telangana	0	0	0	0
28.	Tripura	0	0	20	20
29.	Uttar Pradesh	0	0	0	0
30.	Uttarakhand	0	0	0	0
31.	West Bengal	9	3	0	0
<b>Total</b>		<b>48</b>	<b>24</b>	<b>59</b>	<b>71</b>

**Note:** (i) There are no registered factories in Arunachal Pradesh, Lakshadweep, Mizoram and Sikkim.

(ii) P : Provisional (iii) .. : Not Available

**Source:** Data collected by DGFASLI through correspondence with Chief Inspector of Factories of States/ UTs.

Table 8.7- No. of Factories Inspected during the year 2014 (P)

Sl. No.	State/ Union Territory	All Factories	Hazardous Factories
1.	Andaman & Nicobar Islands	31	2
2.	Andhra Pradesh	4607	421
3.	Assam	1610	16
4.	Bihar	1059	45
5.	Chandigarh	19	0
6.	Chhattisgarh	1311	511
7.	Daman & Diu and Dadra & Nagar Haveli	160	12
8.	Delhi	1105	177
9.	Goa	161	35
10.	Gujarat	13499	2543
11.	Haryana	2742	444
12.	Himachal Pradesh	1201	83
13.	Jammu & Kashmir	1295	12
14.	Jharkhand	2630	578
15.	Karnataka	9160	1144
16.	Kerala	13656	776
17.	Madhya Pradesh	3024	1232
18.	Maharashtra	14352	2290
19.	Manipur	162	6
20.	Meghalaya	17	8
21.	Nagaland	210	0
22.	Odisha	2824	580
23.	Pudduchery	1167	152
24.	Punjab	2599	232
25.	Rajasthan	3194	0
26.	Tamil Nadu	27634	1186
27.	Telangana	3849	1586
28.	Tripura	1124	31
29.	Uttar Pradesh	1087	109
30.	Uttarakhand	107	35
31.	West Bengal	3356	1057
<b>Total</b>		<b>118952</b>	<b>15303</b>

**Note:** (i) There are no registered factories in Arunachal Pradesh, Lakshadweep, Mizoram and Sikkim.

(ii) P : Provisional

(iii) .. : Not Available

**Source:** Data collected by DGFASLI through correspondence with Chief Inspector of Factories of States/ UTs.

**Table 8.8- Prosecution and Convictions under Section 92 & Section 96A for the year 2014 (P)**

Sl. NO.	State/ Union Territory	Pending from Previous year	Launched during the year	Decided during the year	Convictions	Imprisonment (Person)	Total fine Imposed (Rs.)
1.	Andaman & Nicobar Islands	0	0	0	0	0	0
2.	Andhra Pradesh	2068	546	431	303	0	4276500
3.	Assam	48	10	0	0	0	0
4.	Bihar	114	34	0	0	0	0
5.	Chandigarh	0	0	0	0	0	0
6.	Chhattisgarh	1228	674	272	82	6	17186000
7.	Daman & Diu and Dadra & Nagar Haveli	0	0	0	0	0	0
8.	Delhi	89	88	53	53	0	582000
9.	Goa	25	15	15	10	0	175900
10.	Gujarat	28989	2430	633	223	0	4174450
11.	Haryana	8795	10242	7498	5905	0	14923450
12.	Himachal Pradesh	247	195	73	73	0	511500
13.	Jammu & Kashmir	139	17	05	0	0	50000
14.	Jharkhand	356	34	1	0	0	0
15.	Karnataka	598	310	112	98	0	2239000
16.	Kerala	129	57	42	37	0	855000
17.	Madhya Pradesh	3228	165	146	0	0	3090800
18.	Maharashtra	1238	745	473	473	0	8847500
19.	Manipur	0	0	0	0	0	0
20.	Meghalaya	0	0	0	0	0	0
21.	Nagaland	0	0	0	0	0	0
22.	Odisha	1920	172	0	0	0	0
23.	Puducherry	2	10	9	9	0	520000
24.	Punjab	1057	109	80	50	0	877300
25.	Rajasthan	950	44	61	58	0	529000
26.	Tamil Nadu	9420	4003	2374	3276	7	26051050
27.	Telangana	1814	793	886	385	0	3454700
28.	Tripura	16	5	10	10	0	64000
29.	Uttar Pradesh	1995	53	292	35	0	1024500
30.	Uttarakhand	133	43	31	0	0	710000
31.	West Bengal	355	101	68	68	0	2161500
<b>Total</b>		<b>64953</b>	<b>20895</b>	<b>13565</b>	<b>11148</b>	<b>13</b>	<b>92304150</b>

**Note:** (i) There are no registered factories in Arunachal Pradesh, Lakshadweep, Mizoram and Sikkim.

(ii) P : Provisional

(iii) .. : Not Available

**Source:** Data collected by DGFASLI through correspondence with Chief Inspector of Factories of States/ UTs.

Table 8.9- State-wise Status of Safety Officers (SO) under 40-B (1) in factories during 2014(P)

Sl. No.	State/Union Territory	Factories Requiring SO	Factories Appointed SO	SO Required	SO Appointed
1.	Andaman & Nicobar Islands	0	0	0	0
2.	Andhra Pradesh	54	48	65	51
3.	Assam	8	4	8	4
4.	Bihar	10	10	10	10
5.	Chandigarh	2	2	0	0
6.	Chhattisgarh	149	140	220	211
7.	Daman & Diu and Dadra & Nagar Haveli	24	27	34	34
8.	Delhi	9	5	9	5
9.	Goa	10	62	9	94
10.	Gujarat	448	534	566	743
11.	Haryana	117	108	134	122
12.	Himachal Pradesh	16	16	16	16
13.	Jammu & Kashmir	15	15	15	15
14.	Jharkhand	68	70	185	166
15.	Karnataka	222	208	259	245
16.	Kerala	39	38	40	39
17.	Madhya Pradesh	112	108	131	127
18.	Maharashtra	386	455	460	560
19.	Manipur	3	3	3	3
20.	Meghalaya	0	0	0	0
21.	Nagaland	0	0	0	0
22.	Odisha	98	94	300	270
23.	Puducherry	9	8	9	8
24.	Punjab	44	40	44	40
25.	Rajasthan	87	82	84	92
26.	Tamil Nadu	245	228	252	240
27.	Telangana	0	46	60	51
28.	Tripura	1	0	1	0
29.	Uttar Pradesh	199	170	230	186
30.	Uttarakhand	18	18	18	18
31.	West Bengal	254	166	209	166
<b>Total</b>		<b>2647</b>	<b>2705</b>	<b>3371</b>	<b>3516</b>

**Note:** (i) There are no registered factories in Arunachal Pradesh, Lakshadweep, Mizoram and Sikkim.

(ii) P : Provisional

(iii) .. : Not Available

**Source:** Data collected by DGFASLI through correspondence with Chief Inspector of Factories of States/ UTs.

Table 8.10- State-wise status of Declaration of Safety Policy for the year 2014(P)

Sl. No.	State/ Union Territory	Factories Requiring Safety Policy	Factories Having Safety Policy
1.	Andaman & Nicobar Islands	0	0
2.	Andhra Pradesh	0	0
3.	Assam	130	17
4.	Bihar	5	5
5.	Chandigarh	0	0
6.	Chhattisgarh	636	496
7.	Daman & Diu and Dadra & Nagar Haveli	58	76
8.	Delhi	1095	1095
9.	Goa	79	27
10.	Gujarat	6606	6124
11.	Haryana	1829	1454
12.	Himachal Pradesh	83	83
13.	Jammu & Kashmir	51	37
14.	Jharkhand	340	317
15.	Karnataka	1423	1174
16.	Kerala	582	526
17.	Madhya Pradesh	1429	1411
18.	Maharashtra	3902	3539
19.	Manipur	6	6
20.	Meghalaya	157	157
21.	Nagaland	0	0
22.	Odisha	1102	781
23.	Pudduchery	27	27
24.	Punjab	503	389
25.	Rajasthan	169	159
26.	Tamil Nadu	813	733
27.	Telangana	0	0
28.	Tripura	0	0
29.	Uttar Pradesh	4383	3405
30.	Uttarakhand	630	630
31.	West Bengal	852	124
<b>Total</b>		<b>26890</b>	<b>22792</b>

**Note:** (i) There are no registered factories in Arunachal Pradesh, Lakshadweep, Mizoram and Sikkim.

(ii) P : Provisional

(iii) .. : Not Available

**Source:** Data collected by DGFASLI through correspondence with Chief Inspector of Factories of States/ UTs.

**Table 8.11- State-wise Constitution of Safety Committee for the year 2014(P)**

Sl. No.	State/ Union Territory	Factories Requiring Safety Committee	Factories Having Safety Committee
1.	Andaman & Nicobar Islands	0	0
2.	Andhra Pradesh	616	497
3.	Assam	130	17
4.	Bihar	5	5
5.	Chandigarh	0	0
6.	Chhattisgarh	454	387
7.	Daman & Diu and Dadra & Nagar Haveli	62	82
8.	Delhi	114	114
9.	Goa	168	185
10.	Gujarat	5583	5168
11.	Haryana	926	822
12.	Himachal Pradesh	83	83
13.	Jammu & Kashmir	9	9
14.	Jharkhand	153	138
15.	Karnataka	1153	892
16.	Kerala	328	257
17.	Madhya Pradesh	689	672
18.	Maharashtra	2098	1906
19.	Manipur	6	6
20.	Meghalaya	75	20
21.	Nagaland	0	0
22.	Odisha	616	423
23.	Puducherry	29	29
24.	Punjab	343	307
25.	Rajasthan	166	157
26.	Tamil Nadu	1396	1232
27.	Telangana	67	459
28.	Tripura	22	2
29.	Uttar Pradesh	3281	3822
30.	Uttarakhand	520	520
31.	West Bengal	852	124
<b>Total</b>		<b>19944</b>	<b>18335</b>

**Note:** (i) There are no registered factories in Arunachal Pradesh, Lakshadweep, Mizoram and Sikkim.

(ii) P : Provisional

(iii) .. : Not Available

**Source:** Data collected by DGFASLI through correspondence with Chief Inspector of Factories of States/ UTs.

**Table 8.12- State-wise On-site Emergency Plan (in respect of MAH Units) as on 2014(P)**

Sl. No.	State/ Union Territory	Factories Requiring On-site Emergency Plan	Factories Having On-site Emergency Plan
1.	Andaman & Nicobar Islands	3	3
2.	Andhra Pradesh	88	86
3.	Assam	17	17
4.	Bihar	..	..
5.	Chandigarh	0	0
6.	Chhattisgarh	27	27
7.	Daman & Diu and Dadra & Nagar Haveli	0	21
8.	Delhi	16	16
9.	Goa	15	15
10.	Gujarat	353	353
11.	Haryana	71	68
12.	Himachal Pradesh	8	8
13.	Jammu & Kashmir	14	14
14.	Jharkhand	18	18
15.	Karnataka	280	263
16.	Kerala	47	47
17.	Madhya Pradesh	74	74
18.	Maharashtra	346	350
19.	Manipur	6	6
20.	Meghalaya	1	1
21.	Nagaland	0	0
22.	Odisha	24	24
23.	Puducherry	3	3
24.	Punjab	66	66
25.	Rajasthan	82	82
26.	Tamil Nadu	118	88
27.	Telangana	78	75
28.	Tripura	2	2
29.	Uttar Pradesh	109	106
30.	Uttarakhand	18	18
31.	West Bengal	85	85
<b>Total</b>		<b>1969</b>	<b>1936</b>

**Note:** (i) There are no registered factories in Arunachal Pradesh, Lakshadweep, Mizoram and Sikkim.

(ii) P : Provisional

(iii) .. : Not Available

**Source:** Data collected by DGFASLI through correspondence with Chief Inspector of Factories of States/ UTs.

Table 8.13- State-wise Medical Facilities in factories for the year 2014(P)

Sl. No.	State/Union Territory	Full time MO		Retainership or part-time MO		Factories having Ambulance Van		Factories having Ambulance Rooms	
		Req.	App.	Req.	App.	Req.	App.	Req.	App.
1.	Andaman & Nicobar Islands	1	0	0	0	2	2	2	2
2.	Andhra Pradesh`	256	190	0	0	0	0	135	121
3.	Assam	0	0	727	216	0	0	300	150
4.	Bihar	5	5	..	..	5	5	5	5
5.	Chandigarh	0	0	0	0	0	0	0	0
6.	Chhattisgarh	110	105	304	170	129	101	110	101
7.	Daman & Diu and Dadra & Nagar Haveli	1	1	0	75	0	25	0	30
8.	Delhi	26	16	410	258	312	156	30	22
9.	Goa	20	50	45	75	90	70	25	30
10.	Gujarat	312	275	3223	2715	290	294	372	382
11.	Haryana	85	68	131	129	126	111	121	110
12.	Himachal Pradesh	311	311	2281	2281	193	193	193	193
13.	Jammu & Kashmir	4	4	4	4	4	4	4	4
14.	Jharkhand	84	80	72	74	54	59	72	72
15.	Karnataka	403	334	224	223	421	364	435	419
16.	Kerala	31	27	57	64	22	22	42	38
17.	Madhya Pradesh	141	136	296	287	120	115	146	143
18.	Maharashtra	466	346	1247	1048	506	409	579	501
19.	Manipur	1	6	0	0	2	1	2	2
20.	Meghalaya	11	4	138	27	16	2	1	1
21.	Nagaland	0	0	0	0	0	0	0	0
22.	Odisha	127	113	79	52	206	155	108	98
23.	Puducherry	10	8	28	22	9	9	9	9
24.	Punjab	0	0	0	0	0	0	91	72
25.	Rajasthan	83	81	55	55	125	118	147	143
26.	Tamil Nadu	180	162	227	197	222	203	267	247
27.	Telangana	147	140	0	0	0	0	150	140
28.	Tripura	1	1	1	1	0	0	1	1
29.	Uttar Pradesh	220	184	1836	959	451	166	436	196
30.	Uttarakhand	9	7	60	60	148	148	49	37
31.	West Bengal	292	91	15	15	303	68	303	82
<b>Total</b>		<b>3337</b>	<b>2745</b>	<b>11460</b>	<b>9007</b>	<b>3756</b>	<b>2800</b>	<b>4135</b>	<b>3351</b>

**Note:** There are no registered factories in Arunachal Pradesh, Lakshadweep, Mizoram and Sikkim

P : Provisional. .. : Not Available

**Req. :** Required **App. :** Appointed

**Source:** Data collected by DGFASLI through correspondence with Chief Inspector of Factories of States/UTs.



Table 8.14- State-wise Canteens, Shelters, Rest Rooms and Creches for the year 2014(P)

Sl. No.	State/ Union Territory	Canteen		Shelter, Rest Room, Lunch Room		Creches	
		Factories Requiring	Factories Having	Factories Requiring	Factories Having	Factories Requiring	Factories Having
1.	Andaman & Nicobar Islands	3	3	8	8	0	0
2.	Andhra Pradesh	281	267	393	378	154	131
3.	Assam	727	101	727	99	727	120
4.	Bihar	13	13	10	10	0	0
5.	Chandigarh	4	4	4	4	0	0
6.	Chhattisgarh	155	157	229	187	39	29
7.	Daman & Diu and Dadra & Nagar Haveli	75	90	132	156	101	101
8.	Delhi	81	81	287	287	34	34
9.	Goa	50	80	79	263	102	35
10.	Gujarat	679	691	1265	1393	285	285
11.	Haryana	469	431	769	694	134	99
12.	Himachal Pradesh	337	337	85	85	71	71
13.	Jammu & Kashmir	35	35	65	65	2	2
14.	Jharkhand	87	90	147	143	19	15
15.	Karnataka	821	783	1112	1059	1154	1019
16.	Kerala	534	491	1179	1559	818	795
17.	Madhya Pradesh	239	232	521	507	69	62
18.	Maharashtra	1200	1189	1667	1759	372	329
19.	Manipur	6	6	10	10	21	21
20.	Meghalaya	26	26	27	27	7	2
21.	Nagaland	0	0	0	0	0	0
22.	Odisha	169	154	233	227	59	54
23.	Puducherry	32	27	53	40	5	4
24.	Punjab	229	209	292	275	55	52
25.	Rajasthan	347	337	549	541	42	42
26.	Tamil Nadu	1219	1085	1967	1968	2625	2465
27.	Telangana	235	201	270	157	215	174
28.	Tripura	3	2	3	2	1	0
29.	Uttar Pradesh	621	383	1112	953	174	169
30.	Uttarakhand	198	198	331	331	111	104
31.	West Bengal	465	343	679	148	34	24
<b>Total</b>		<b>9340</b>	<b>8046</b>	<b>14205</b>	<b>13335</b>	<b>7430</b>	<b>6238</b>

**Note:** (i) There are no registered factories in Arunachal Pradesh, Lakshadweep, Mizoram and Sikkim.

(ii) P : Provisional

**Source:** Data collected by DGFASLI through correspondence with Chief Inspector of Factories of States/ UTs.

Table 8.15- State-wise Welfare Officers for the year 2014(P)

Sl. No.	State/ Union Territory	Factories Requiring	Factories Having	Officers Required	Officers Appointed
1.	Andaman & Nicobar Islands	2	1	2	1
2.	Andhra Pradesh	118	110	124	111
3.	Assam	28	30	28	30
4.	Bihar	3	3	3	3
5.	Chandigarh	3	2	3	2
6.	Chhattisgarh	111	126	113	125
7.	Daman & Diu and Dadra & Nagar Haveli	44	44	74	74
8.	Delhi	29	29	30	29
9.	Goa	14	22	14	23
10.	Gujarat	319	319	349	349
11.	Haryana	169	156	176	160
12.	Himachal Pradesh	82	82	82	82
13.	Jammu & Kashmir	6	6	6	6
14.	Jharkhand	67	70	104	99
15.	Karnataka	444	435	503	492
16.	Kerala	60	59	56	56
17.	Madhya Pradesh	148	139	162	159
18.	Maharashtra	627	588	694	615
19.	Manipur	1	1	1	1
20.	Meghalaya	1	1	1	1
21.	Nagaland	0	0	0	0
22.	Odisha	90	86	125	120
23.	Puducherry	10	7	10	7
24.	Punjab	82	66	82	66
25.	Rajasthan	173	155	167	161
26.	Tamil Nadu	372	312	379	311
27.	Telangana	0	126	119	84
28.	Tripura	1	1	1	1
29.	Uttar Pradesh	276	230	295	250
30.	Uttarakhand	81	71	72	72
31.	West Bengal	272	215	272	215
<b>Total</b>		<b>3633</b>	<b>3492</b>	<b>4047</b>	<b>3705</b>

**Note:** (i) There are no registered factories in Arunachal Pradesh, Lakshadweep, Mizoram and Sikkim.

(ii) P : Provisional

(iii) .. : Not Available

**Source:** Data collected by DGFASLI through correspondence with Chief Inspector of Factories of States/ UTs.

Table 8.16- Notification of Model Rules framed under the Factories (Amendment) Act, 1987(P)

Sl. No.	State/ Union Territory	Model Rules
1.	Andaman & Nicobar Islands	No hazardous unit, hence Rules Not applicable
2.	Andhra Pradesh	Notified
3.	Assam	Notified
4.	Bihar	Notified
5.	Chandigarh	Notified in Punjab Factories Rules
6.	Chhattisgarh	Under process
7.	Daman, Diu, Dadra & Nagar Haveli	Under process
8.	National Capital Territory of Delhi	Notified
9.	Goa	Notified
10.	Gujarat	Notified
11.	Haryana	Notified
12.	Himachal Pradesh	Not Notified
13.	Jammu & Kashmir	Not Notified
14.	Jharkhand	Notified
15.	Karnataka	Notified
16.	Kerala	Notified
17.	Madhya Pradesh	Notified
18.	Maharashtra	Notified
19.	Manipur	Draft submitted for Govt. approval
20.	Meghalaya	Notified
21.	Nagaland	Draft submitted for Govt. approval
22.	Orissa	Notified
23.	Pondicherry	Notified
24.	Punjab	Notified
25.	Rajasthan	Notified
26.	Tamil Nadu	Notified
27.	Telangana	Notified
28.	Tripura	Notified
29.	Uttar Pradesh	Notified
30.	Uttaranchal	Not Notified
31.	West Bengal	Notified

**Note:** (i) There are no registered factories in Arunachal Pradesh, Lakshadweep, Mizoram and Sikkim.

(ii) P : Provisional

(iii) .. : Not Available

**Source:** Data collected by DGFASLI through correspondence with Chief Inspector of Factories of States/ UTs.

**Table 8.17- Notification of Major Accidents Hazard Control Rules (P)**

Sl. No.	State/ Union Territory	MAHC Rules, 1997
1.	Andaman & Nicobar Islands	No hazardous unit, hence Rules Not applicable
2.	Andhra Pradesh	Notified
3.	Assam	Notified
4.	Bihar	Notified
5.	Chandigarh	Notified
6.	Chhattisgarh	..
7.	Daman, Diu, Dadra & Nagar Haveli	Notified
8.	National Capital Territory of Delhi	Notified
9.	Goa	Notified
10.	Gujarat	Notified
11.	Haryana	Notified
12.	Himachal Pradesh	Not Notified
13.	Jammu & Kashmir	Not Notified
14.	Jharkhand	Notified
15.	Karnataka	Notified
16.	Kerala	Notified
17.	Madhya Pradesh	Notified
18.	Maharashtra	Notified
19.	Manipur	Draft Rules submitted for approval of state Govt.
20.	Meghalaya	Notified
21.	Nagaland	Not Notified
22.	Orissa	Notified
23.	Pondicherry	Draft notification under consideration of Govt.
24.	Punjab	Notified
25.	Rajasthan	Notified
26.	Tamil Nadu	Notified
27.	Telangana	Notified
28.	Tripura	Notified
29.	Uttar Pradesh	Notified
30.	Uttaranchal	Notified
31.	West Bengal	Draft sent for notification

**Note:** (i) There are no registered factories in Arunachal Pradesh, Lakshadweep, Mizoram and Sikkim.

(ii) P : Provisional

(iii) .. : Not Available

**Source:** Data collected by DGFASLI through correspondence with Chief Inspector of Factories of States/ UTs.

## 9

**Statistics on Occupational Safety & Health in Ports**

DGFASLI is enforcing the Dock Workers (Safety, Health & Welfare) Act, 1986 and Regulations 1990 in all the major ports of the country. The Inspectorate of Dock Safety offices located in the major ports enforce the Act and Regulations. Under Regulations 91(1) & (6) it is obligatory on the part of the Employers of the Dock Workers to report the accidents/ dangerous occurrences to the Inspectorates.

Important Statistics on Occupational Safety & Health in the major Ports of the country for the year 2015 are given in the subsequent tables:

**Table 9.1- Reportable Accidents & Dangerous Occurrences in major Ports during the Year 2015**

Sl. No.	Port	Fatal	Total	Dangerous Occurrences
1.	Mumbai	03	36	00
2.	JNPT	00	00	01
3.	Kandla	02	03	05
4.	Mormugao	01	05	01
5.	Kolkata	00	11	00
6.	Paradip	00	02	00
7.	Vishakhapatnam	00	03	03
8.	Chennai	02	04	00
9.	Cochin	00	02	00
10.	New Mangalore	00	00	00
11.	Tuticorin	00	03	01
<b>Total</b>		<b>08</b>	<b>69</b>	<b>11</b>

**Table 9.2: Average Daily Employment & Rates of Reportable Accidents in major Ports during the year 2015**

Sl. No.	Port	Avg. Daily Employment	*Frequency Rate		*Incidence Rate of injuries per Thousand	
			Fatal	Total	Fatal	Total
1.	Mumbai	1618	0.72	8.71	1.85	22.25
2.	JNPT	5620	0.00	0.00	0.00	0.00
3.	Kandla	4106	0.17	0.25	0.49	0.73
4.	Mormugao	2154	0.16	0.29	0.46	2.32
5.	Kolkata	7774	0.00	0.49	0.00	1.42
6.	Paradip	0246	0.00	2.80	0.00	8.13
7.	Vishakhapattanam	1987	0.00	4.12	0.00	1.51
8.	Chennai	1350	0.51	1.03	1.48	2.96
9.	Kochi	0309	0.00	2.23	0.00	6.46
10.	New Mangalore	0103	0.00	0.00	0.00	0.00
11.	Tuticorin	0386	0.00	2.68	0.00	7.77

\* Formula (As per IS: 3786 of 1983)

Frequency Rate = No. of Reportable Accidents X 1,000,000/Man-hours Worked#.

Incidence Rate = No. of Reportable Accidents X 1000/ Avg. No. of Persons Employed.

# Man-hours worked are calculated on the basis of 362 working days in a year

**Table 9.3-Classification of Reportable Accidents in Major Ports - According to Agency for the Year-2015**

Agency	Mumbai	JNPT	Kandla	Mormugao	Kolkata	Paradip	Vishakha- pattanam	Chennai	Kochi	New Mangalore	Tuticorin	Total
I. Lifting appliances	00	--	--	--	01	--	01	--	01	--	--	<b>03(00)</b>
II. Loose gear & Ropes	08(01)	--	01(01)	02(01)	01	--	--	01	--	--	--	<b>13(03)</b>
III. Unitised & Break bulk cargo	17(01)	--	--	--	04	01	01	--	01	--	--	<b>24(01)</b>
IV. Bulk cargo	--	--	--	--	02	--	--	--	--	--	--	<b>02(00)</b>
V. Electrical equipment	--	--	--	--	--	--	--	--	--	--	--	<b>-- (--)</b>
VI. Tools & Implements	01	--	--	01	--	--	--	--	--	--	--	<b>02(00)</b>
VII. Means of Access	01	--	--	02	--	--	--	01(01)	--	--	--	<b>04(01)</b>
VIII. Means of Transportation	06(01)	--	02(01)	--	02	01	01	01(01)	--	--	03	<b>16(03)</b>
IX. Other agencies	03	--	--	--	01	--	--	01	--	--	--	<b>05(00)</b>
<b>TOTAL</b>	<b>36(03)</b>	<b>00(00)</b>	<b>03(02)</b>	<b>05(01)</b>	<b>11(00)</b>	<b>02(00)</b>	<b>03(00)</b>	<b>04(02)</b>	<b>02(00)</b>	<b>00(00)</b>	<b>03(00)</b>	<b>69(08)</b>

Note: Figures in brackets indicate Fatal Accidents.

**Table 9.4- Classification of Reportable Accidents in Major Ports – According to Type for the Year-2015**

<b>TYPE</b>	<b>Mumbai</b>	<b>JNPT</b>	<b>Kandla</b>	<b>Mormugao</b>	<b>Kolkata</b>	<b>Paradip</b>	<b>Vishakha pattanam</b>	<b>Chennai</b>	<b>Kochi</b>	<b>New Mangalore</b>	<b>Tuticorin</b>	<b>Total</b>
I. Fall of persons	08(01)	00	00	02	06	00	02	01(01)	01	00	01	<b>21(02)</b>
II. Fall of objects	06	00	00	00	03	00	00	00	00	00	00	<b>09(00)</b>
III. Stepping on, striking against or struck by objects excluding falling objects.	12(01)	00	03(02)	01	01	02	00	01(01)	01	00	01	<b>22(04)</b>
IV. Caught in or between	10(01)	00	00	00	01	0	01	01	00	00	01	<b>14(01)</b>
V. Over exertion or wrong movement	00	00	00	01(00)	00	00	00	00	00	00	00	<b>01(00)</b>
VI. Exposure to or contact with extreme temperature	00	00	00	00	00	00	00	00	00	00	00	<b>00(00)</b>
VII. Exposure to or contact with electric current	00	00	00	00	00	00	00	00	00	00	00	<b>00(00)</b>
VIII. Exposure to or contact with dangerous goods	00	00	00	00	00	00	00	00	00	00	00	<b>00(00)</b>
IX. Explosion	00	00	00	00	00	00	00	00	00	00	00	<b>00(00)</b>
X. Others	00	00	00	01(01)	00	00	00	00	00	00	00	<b>02(01)</b>
<b>TOTAL</b>	<b>36(03)</b>	<b>00(00)</b>	<b>03(02)</b>	<b>05(01)</b>	<b>11(00)</b>	<b>02(00)</b>	<b>03(00)</b>	<b>04(02)</b>	<b>02(00)</b>	<b>00(00)</b>	<b>03(00)</b>	<b>69(08)</b>

Note: Figures in brackets indicate Fatal Accidents.



**Table 9.5- Details of Inspections and other visits in Major Ports during the Year 2015**

Sl. No.	Port	Ship	Docks	Gear	Isolated Storage/ Pipelines	Other Visits
1.	Mumbai	191	012	185	02	272
2.	JNPT	046	039	002	03	022
3.	Kandla	098	053	087	01	082
4.	Mormugao	073	056	079	05	049
5.	Kolkata	108	052	070	06	080
6.	Paradip	060	024	060	12	051
7.	Vishakhapattanam	078	002	078	02	078
8.	Chennai	213	139	186	02	282
9.	Kochi	009	152	009	00	026
10.	N. Mangalore	125	131	120	01	133
11.	Tuticorin	097	050	106	04	012
<b>Total</b>		<b>1098</b>	<b>710</b>	<b>982</b>	<b>38</b>	<b>1087</b>

**Table 9.6- Details of Prosecution in Major Ports during the Year 2015**

Sl. No.	Port	Pending From Previous Year	Launched during the year	Decided during the year	Convicted
1.	Mumbai	02	01	00	00
2.	JNPT	00	00	00	00
3.	Kandla	13	01	00	00
4.	Mormugao	00	00	00	00
5.	Kolkata	03	00	00	00
6.	Paradip	03	00	00	00
7.	Vishakhapattanam	05	00	00	00
8.	Chennai	06	00	01	00
9.	Kochi	02	00	02	02
10.	New Mangalore	00	00	00	00
11.	Tuticorin	00	00	00	00
<b>Total</b>		<b>34</b>	<b>02</b>	<b>03</b>	<b>02</b>

**Table 9.7- Investigation into Reportable Fatal Accidents/Dangerous Occurrences in 2015**

Sl. No.	Port	Pending from Previous Year	Initiated during the year	Concluded during the year
1.	Mumbai	03	04	04
2.	JNPT	00	00	00
3.	Kandla	07	02	07
4.	Mormugao	00	01	00
5.	Kolkata	00	01	01
6.	Paradip	00	00	00
7.	Vishakhapattanam	00	00	00
8.	Chennai	00	02	00
9.	Kochi	00	00	00
10.	New Mangalore	01	00	01
11.	Tuticorin	00	01	01
<b>Total</b>		<b>11</b>	<b>11</b>	<b>14</b>

**Table 9.8- Dock Safety Committee Meetings conducted/Safety Weeks celebrated in 2015**

Sl. No.	Port	Committee Meeting	Safety Weeks
1.	Mumbai	04	01
2.	JNPT	03	11
3.	Kandla	03	00
4.	Mormugao	02	00
5.	Kolkata	04	02
6.	Paradip	02	01
7.	Vishakhapattanam	02	01
8.	Chennai	04	00
9.	Kochi	04	01
10.	N. Mangalore	04	01
11.	Tuticorin	04	01
<b>Total</b>		<b>36</b>	<b>19</b>

**Table 9.9- Total Number of Ships Called in the Major Ports during 2014 and 2015**

Sl. No.	Port	Total Nos. of Ships Called			
		Oil Tankers		Others	
		2014	2015	2014	2015
1.	Mumbai	991	1094	3611	3705
2.	JNPT	521	548	3302	3484
3.	Kandla	756	898	874	1021
4.	Mormugao	123	233	362	0440
5.	Kolkata	1160	1161	2065	2106
6.	Paradip	325	3925	1107	1147
7.	Vishakhapattanam	643	543	1392	1491
8.	Chennai	254	247	1563	1488
9.	Kochi	351	351	1084	1084
10.	New Mangalore	455	701	578	0415
11.	Tuticorin	188	202	1100	1379
<b>Total</b>		<b>5767</b>	<b>6370</b>	<b>17038</b>	<b>17760</b>

**Table 9.10- Cargo Handled in Major Ports during 2014 and 2015**

Sl. No.	Port	Cargo Handled					
		Container in TEU's		POL (Tons)		Others (Tons)	
		2014	2015	2014	2015	2014	2015
1.	Mumbai	46025	42992	36341805	36330496	25365745	25557342
2.	JNPT	4473019	4370818	20287090	19730590	705506	720365
3.	Kandla	00	1625	8740000	10634000	29055000	33254000
4.	Mormugao	22940	24750	544554	1033833	12855773	17249979
5.	Kolkata	562020	630094	6815	6152	34571	40141
6.	Paradip	5453	6006	17310739	19432091	53357437	54319681
7.	Vishakhapattanam	110211	248163	2385843	2174532	57050000	58000000
8.	Chennai	1534674	1540454	12689515	11704713	40099930	38350077
9.	Kochi	361110	391951	13372819	1402650	7320791	8067356
10.	N. Mangalore	59769	69934	24260000	24810000	11980000	9930000
11.	Tuticorin	546389	596883	546823	540141	30180540	36373187
<b>Total</b>		<b>7721610</b>	<b>7923670</b>	<b>118227513</b>	<b>127799198</b>	<b>268005293</b>	<b>281862128</b>

**Table 9.11- Safety Facilities in Major Ports during the year 2015**

Sl. No.	Port	Safety Facilities		
		No. of Safety Officers	No. of Visits to Safety Exhibition Centers	No. of Competent persons
1.	Mumbai	03	00	30
2.	JNPT	12	05	04
3.	Kandla	01	00	06
4.	Mormugao	01	01	02
5.	Kolkata	02	00	17
6.	Paradip	01	00	05
7.	Vishakhapattanam	01	00	13
8.	Chennai	01	00	09
9.	Kochi	01	00	01
10.	New Mangalore	01	01	06
11.	Tuticorin	01	00	08
<b>Total</b>		<b>25</b>	<b>07</b>	<b>101</b>

**Table 9.12- Health Facilities in Major Ports during the year 2015**

Sl. No.	Port	Health Facilities			
		OSH Centers	Ambulance Rooms	First Aid Centers	Empanelled Doctors
1.	Mumbai	01	04	01	11
2.	JNPT	03	03	35	05
3.	Kandla	00	04	01	00
4.	Mormugao	01	01	01	01
5.	Kolkata	02	04	16	01
6.	Paradip	01	02	03	00
7.	Vishakhapattanam	00	01	01	03
8.	Chennai	01	01	02	00
9.	Kochi	01	01	04	01
10.	New Mangalore	01	03	03	01
11.	Tuticorin	01	03	03	00
<b>Total</b>		<b>12</b>	<b>27</b>	<b>70</b>	<b>23</b>

**Table 9.13 Welfare Facilities in Major Ports during the year 2015**

Sl. No.	Port	Welfare Facilities				
		No. of Welfare Officers	Canteens	Drinking Water	Washing	Urinals
1.	Mumbai	04	16	010	112	548
2.	JNPT	05	06	051	083	237
3.	Kandla	01	02	008	032	032
4.	Mormugao	01	07	012	047	045
5.	Kolkata	02	11	278	238	164
6.	Paradip	01	04	028	008	020
7.	Vishakhapattanam	01	02	005	005	010
8.	Chennai	04	10	216	050	050
9.	Kochi	00	04	016	019	042
10.	New Mangalore	00	02	013	004	020
11.	Tuticorin	00	06	007	005	010
<b>Total</b>		<b>19</b>	<b>70</b>	<b>644</b>	<b>603</b>	<b>1178</b>

## ANNEXURE- I

## UNIT LEVEL CONSULTANCY STUDIES &amp; AUDITS–2015

Sl. No.	Area	CLI MUMBAI		RLI KOLKATA		RLI CHENNAI		RLI KANPUR		RLI FARIDABAD	
		Completed	Under Progress	Completed	Under Progress	Completed	Under Progress	Completed	Under Progress	Completed	Under Progress
1	2	3	4	5	6	7	8	9	10	11	12
1.	Safety Audit	5	-	4	-	3		-	-	3	-
2.	Study on Evaluation of Asbestos Fiber Levels	-	-	-	-	1	-	-	-	-	-
3.	Safety Audit and Risk Assessment study	-	-	-	-	1	-	-	-	-	-
4.	Environmental Study in Coal Handling	-	-	-	-	-	-	-	-	1	-
5.	Industrial Hygiene Survey on “Physical Health Hazard”	-	-	1	-	-	-	-	-	-	-
6.	Environmental Study	-	-	-	-	-	-	-	-	1	-
7.	Improvement in Working conditions and Higher Productivity at Workplace in Small Scale / Medium Scale Industries	4	-	-	-	-	-	-	-	-	-
8.	On-Site Emergency Plan and Risk Assessment Study	-	-	-	-	4	-	-	-	-	-
9.	Study on ‘Safety in Power Press Operations’	1	-	-	-	-	-	-	-	-	-
10.	Ventilation Study at design stage for the up-coming plant	1	-	-	-	-	-	-	-	-	-

11.	Occupational Health Audit in collaboration with CIF Goa	1	-	-	-	-	-	-	-	-	-
12.	Workplace Environmental Air Monitoring Study	6	-	-	-	-	-	-	-	-	-
13.	Noise Level Study	-	-	-	-	1	-	-	-	-	-
14.	Safety Survey of Steel Industries	6	-	-	-	-	-	-	-	-	-
15.	Breathing air Quality of Compressor Air	1	-	-	-	-	-	-	-	-	-
16.	MCLS study at MAH factory	2	-	-	-	-	-	-	-	-	-
17.	Illumination and Space Adequacy Study	1	-	-	-	-	-	-	-	-	-
18.	HAZOP Study	1	-	-	-	-	-	-	-	1	-
19.	Heat Stress Study	1	-	-	-	-	-	-	-	-	-
20.	Assessment of Airborne contaminants	3	-	-	-	-	-	-	-	-	-
21.	Work zone air monitoring study	1	-	-	-	-	-	-	-	-	-
<b>Total</b>		<b>34</b>	-	<b>5</b>	-	<b>10</b>	-	-	-	<b>6</b>	-

## Long Duration (3 or More Days) Training Programmes – 2015

Programme / Area	CLI, Mumbai		RLI, Kolkata		RLI, Chennai		RLI, Kanpur		RLI, Faridabad	
	Programmes	Participants	Programmes	Participants	Programmes	Participants	Programmes	Participants	Programmes	Participants
<b>A. Professional Programmes</b>										
a) ADIS	1	27 (19)	1	40 (15)	1	49 (42)	1	46 (41)	1	52 (44)
b) AFIH	1	31 (31)	-	-	-	-	-	-	1	15 (11)
c) One-month Certificate Course for Supervisory Personnel in hazardous processes factories	1	24 (18)	-	-	1	9 (6)	-	-	1	12 (8)
<b>B. Specialised Training Programmes</b>										
<b>I. Programmes for Inspectors of Factories</b>										
a) Basic course	1	15 (5)	-	-	-	-	-	-	-	-
b) Refresher course	1	5 (4)	-	-	-	-	-	-	-	-
c) Chemical Safety	-	-	-	-	1	12 (6)	1	8 (6)	-	-
d) Refresher course on “Safety in MSME Industry for Factory Inspector”	-	-	-	-	-	-	-	-	1	10 (4)
<b>II. Programme for Management Personnel</b>										
a) Impact of Environmental Pollutants and their control	1	17 (10)	-	-	-	-	-	-	-	-
b) Three days Training Programme on Physical Hazards its Evaluation and Control	1	5 (5)	-	-	-	-	-	-	-	-



c) Training programme on Chemical Safety at Workplace	1	6 (6)	-	-	-	-	-	-	-	-
d) Training Programme on Need of Industrial Hygiene in Industry	1	10 (4)	-	-	-	-	-	-	-	-
e) Training Programme on Environmental Hazards and their Management at workplace	1	17 (7)	-	-	-	-	-	-	-	-
f) Recognition & Evaluation of Chemical Hazards at workplace	2	28 (15)	-	-	-	-	-	-	-	-
g) Training Workshop on Selection and quality assurance for effective use of PPE	1	8 (7)	-	-	-	-	-	-	-	-
h) Motivation for Safety, Health & Productivity	1	12 (2)	-	-	-	-	-	-	-	-
i) Training Methodology for Trainers in SHE	1	7 (6)	-	-	-	-	-	-	-	-
j) 3-days collaborative Trg. Programme with NSC Maharashtra Chapter on 'Safety Management'	5	116 (59)	-	-	-	-	-	-	-	-
k) 4-days Specialised Trg. Prog. On 'Industrial Safety' for Officers of Indian Ord. Factories	1	24 (1)	-	-	-	-	-	-	-	-
l) 3-days Trg. Workshop on 'Accident Reporting' Investigation & Analysis	1	15 (10)	-	-	-	-	-	-	-	-
m) 4-days Refresher Course for Safety Officer	1	12 (9)	-	-	-	-	-	-	-	-

n) Two weeks Certificate Course on Safety "Management in Transmission System"	-	-	-	-	-	-	-	-	1	17 (1)
o) Training programme for Supervisors & Safety Member on "Safety in Construction Industry"	-	-	-	-	-	-	-	-	1	15 (8)
p) Five days Certificate Course on "Occupational Safety" in association with MMA.	-	-	-	-	1	32 (32)	-	-	-	-
q) Occupational Safety & Health in Construction Industry	-	-	1	13 (8)	-	-	-	-	-	-
r) Environmental Hazards & their control in Industries	-	-	-	-	-	-	1	17 (14)	-	-
s) Training Programme on "Safety and Fire Fighting Management in Factories, Ports and Construction Industries"	-	-	2	48 (22)	-	-	-	-	-	-
t) Safety in Construction Industries	-	-	1	18 (11)	-	-	-	-	-	-
u) Occupational health & Safety Management in Industries	-	-	-	-	-	-	1	7 (7)	-	-
v) Identification, Evaluation & Control of Hazards in Industries	-	-	1	26 (10)	-	-	-	-	-	-
w) Safety Audit in Factories, ports and Construction Industries	-	-	1	19 (15)	-	-	-	-	-	-
x) "Safety in Material Handling in Factories, Ports, and Construction Industries"	-	-	1	16 (7)	-	-	-	-	-	-
y) "Safety in Storage, Handling & Management of Hazardous Chemicals"	-	-	1	14 (9)	-	-	-	-	-	-

z) 5 days training programme on "Safety, Health & Environment at Workplace in Factories, Ports & Construction Industries"	-	-	1	15 (4)	-	-	-	-	-	-
aa) 5 days training programme on "Safety & Health Awareness" for Safety Committee Members	-	-	1	14 (8)	-	-	-	-	-	-
ab) 5 days training programme on "Safety for Productivity & Quality Improvement in Industries"	-	-	1	10 (3)	-	-	-	-	-	-
<b>III. Programme for Factory Supervisors</b>										
a) Training Concept & Methodology on SHE in industries.	1	26 (4)	-	-	-	-	-	-	-	-
b) Training programme on Safety & Law	-	-	-	-	-	-	1	11 (8)	-	-
<b>IV. Programme for Trade Union Leaders/Workers/Joint Participation</b>										
a) Participative Skills for S, H & E at work place	1	29 (5)	-	-	-	-	-	-	-	-
b) Productivity & Quality Improvement through Effective Employee Participation	3	49 (6)	-	-	-	-	-	-	-	-
c) Training - cum Workshop on "Team Building for Health, Safety & Environment at Workplace"	1	25 (8)	-	-	-	-	-	-	-	-
d) Workers Development Programme on "Safety, health and Environment' in Factories, Ports and Construction Projects	-	-	1	13 (9)	-	-	-	-	-	-
e) Safety & Health Awareness in	-	-	1	19 (8)	-	-	-	-	-	-

Ferrous and Non-Ferrous Metals & Paper Industries										
<b>V. Programme for Educational Institutions</b>										
a) Training Programme on Occupational, Health practice for Nurses, Health/Medical Assistants	1	28 (20)	-	-	-	-	-	-	-	-
b) Training Workshop on Occupational Health & ILO Radiograph on Pneumoconiosis for Doctors from SECL	1	12 (1)								
c) Advanced Training Programme on Occupational Health & Environment Medicine	1	45 (28)	-	-	-	-	-	-	-	-
d) Three days Training Programme on "Occupational First Aid"	-	-	-	-	-	-	-	-	1	20 (11)
e) 5 days Study Tour/Training for Batch – I students of PG Diploma in HRD & Labour Welfare, State Labour Institute, Kolkata	-	-	1	15 (1)	-	-	-	-	-	-
<b>VI. Enforcement Officer</b>										
a) Industrial Noise and Vibration	1	5 (2)	-	-	-	-	-	-	-	-
b) Three days Training Programme on Occupational Safety & Health in Construction Industry	-	-	-	-	-	-	1	20 (1)	-	-
c) 3-days Training programme on "Safety and Health Awareness in Construction Industry"	-	-	1	15 (1)	-	-	-	-	-	-
<b>Total</b>	<b>33</b>	<b>598 (292)</b>	<b>16</b>	<b>295 (131)</b>	<b>4</b>	<b>102 (86)</b>	<b>6</b>	<b>109 (77)</b>	<b>7</b>	<b>141 (87)</b>

Note: Figures in bracket indicate no. of organisations

## IN- COMPANY TRAINING PROGRAMMES – 2015

Sl. No.	Participants Category and Title	CLI MUMBAI		RLI KOLKATA		RLI CHENNAI		RLI KANPUR		RLI FARIDABAD	
		Programmes	Participants	Programmes	Participants	Programmes	Participants	Programmes	Participants	Programmes	Participants
<b>A.</b>	<b>Management Personnel</b>										
	a) Industrial Safety	2	54 (2)	-	-	2	135(2)	-	-	-	-
	b) Occupational Safety & Health	-	-	1	30(1)	1	13 (1)	-	-	-	-
	c) Training Programme on “Safety”	-	-	-	-	1	21 (1)	-	-	-	-
	d) Training Programme on ‘Handling & Management of Hazardous Substances”	-	-	-	-	-	-	-	-	1	30 (1)
<b>B.</b>	<b>Supervisors</b>										
	a) Industrial Safety	3	105 (3)	-	-	-	-	-	-	-	-
	b) Training Programme on “Safety & Health at work for contract Supervisors	-	-	-	-	-	-	-	-	1	30 (1)
	<b>Total</b>	<b>5</b>	<b>159 (5)</b>	<b>1</b>	<b>30 (1)</b>	<b>4</b>	<b>169 (4)</b>			<b>2</b>	<b>60 (2)</b>

Note: Figures in bracket indicate no. of organisations

## ANNEXURE- IV

## SHORT DURATION (1-2days) TRAINING PROGRAMMES – 2015

Sl. No.	Participants and Area	CLI MUMBAI		RLI KOLKATA		RLI CHENNAI		RLI KANPUR		RLI FARIDABAD		INSPECTORATE OF DOCK SAFETY	
		Programmes	Participants	Programmes	Participants	Programmes	Participants	Programmes	Participants	Programmes	Participants	Programmes	Participants
<b>A Management</b>													
1.	Training Programme on Lifting Machines and Tackles	-	-	-	-	1	30(19)	-	-	-	-	-	-
2.	Training Programme on 'Pressure Vessel Safety'	-	-	-	-	1	31(23)	-	-	-	-	-	-
3.	Occupational Safety and Health in Engineering Industry	-	-	-	-	1	26(13)	-	-	-	-	-	-
4.	Training Programme on Work Environment Monitoring in Industries	-	-	-	-	1	6(5)	-	-	-	-	-	-
5.	Impact of Work Environment Pollutants and their Control	1	9(3)	-	-	-	-	-	-	-	-	-	-
<b>B Trade Union Leader/ Workers/ Joint Participation</b>													
1	Road safety	-	-	-	-	-	-	-	-	-	-	4	67 (11)
2.	Safe handling of logs and container	-	-	-	-	-	-	-	-	-	-	1	9 (1)
3.	OS&H in Port	-	-	-	-	-	-	-	-	-	-	5	83 (22)
5.	Safety in Cargo handling	-	-	-	-	-	-	-	-	-	-	2	10 (4)

C Students of Educational Institutions													
1.	Industrial Safety	-	-	5	144 (5)	-	-	-	-	-	-	-	-
2.	Industrial Hygiene	-	-	4	80 (4)	-	-	-	-	-	-	-	-
3.	Safety, health & Environment at Workplace	-	-	1	26 (1)	-	-	-	-	-	-	-	-
4.	Tour/Training Programme for CIFM, Rourkela	-	-	1	21 (1)	-	-	-	-	-	-	-	-
5	2 days training programme on SHE at workplace for students of National Institute of Fire Safety (NIFC)	-	-	1	22 (1)	-	-	-	-	-	-	-	-
D Supervisors													
1.	Specialised training Programme on OSH	-	-	-	-	-	-	-	-	-	-	1	25 (1)
2.	To conduct awareness programme for workers & middle management personnel of Asbestos using units in collaboration with CIF Rajasthan	2	151(2)	-	-	-	-	-	-	-	-	-	-
Total:		<b>3</b>	<b>160 (5)</b>	<b>12</b>	<b>293(12)</b>	<b>4</b>	<b>93 (60)</b>	-	-	-	-	<b>13</b>	<b>194 (39)</b>

**Note: Figures in bracket indicate no. of organisations**

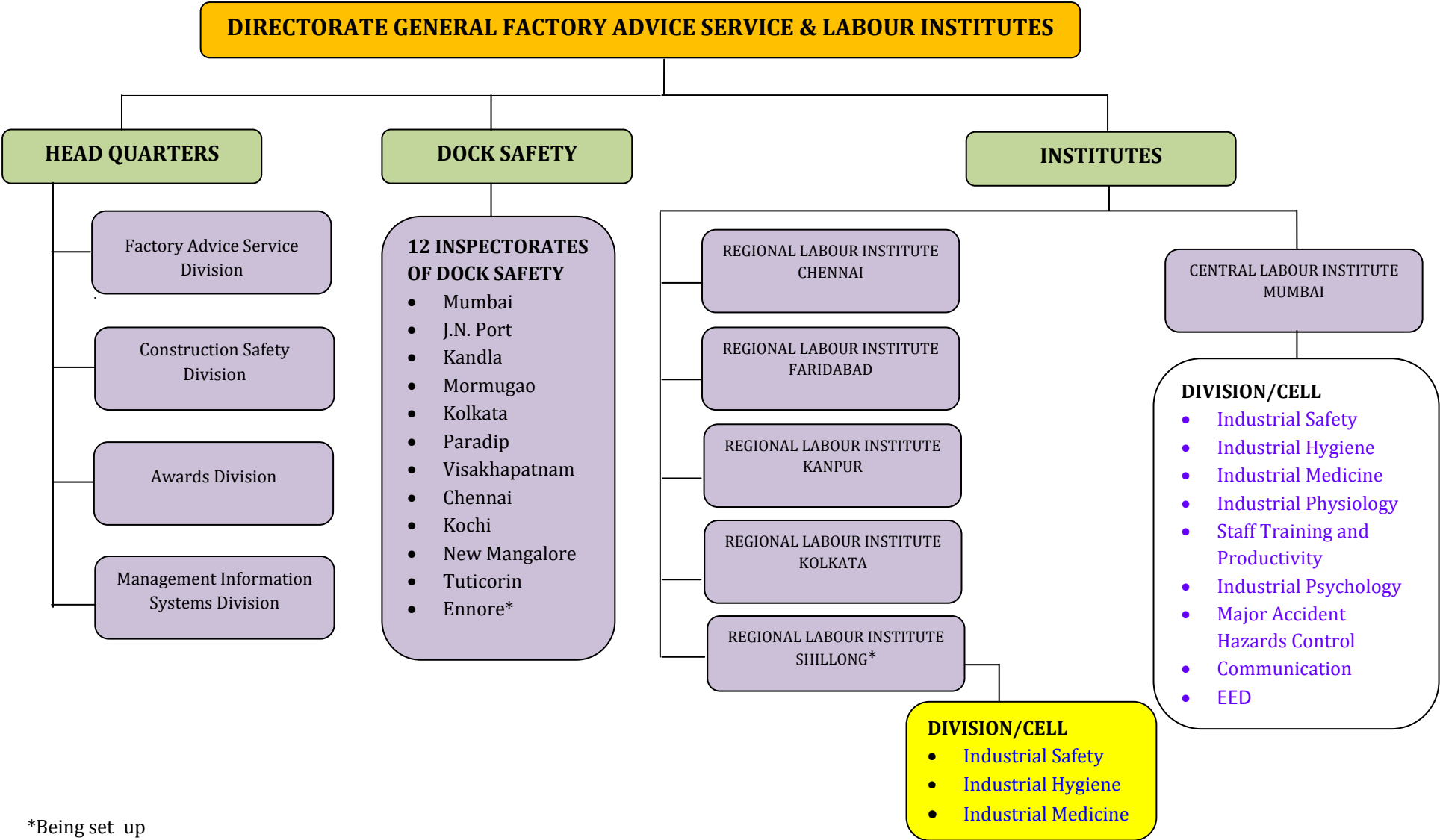
## ANNEXURE- V

## Appreciation and Promotional Programmes in 2015

Sl.No.	Visitors to	CLI Mumbai		RLI Kolkata		RLI Chennai		RLI Kanpur		RLI Faridabad	
		Programmes	Participants (Organisations)	Programmes	Participants (Organisations)	Programmes	Participants (Organisations)	Programmes	Participants (Organisations)	Programmes	Participants (Organisations)
1.	Appreciation Programmes	150	3606 (205)	18	642 (126)	15	335 (15)	24	96 (39)	1	10 (1)
2.	SHW Centre	33	1028 (38)	9	217 (55)	-	-	-	-	6	396 (257)
<b>Total</b>		183	4634 (243)	27	859 (181)	15	335 (15)	24	96 (39)	7	406 (258)

Note: Figures in bracket indicate no. of organisations





\*Being set up

## APPENDIX - II

## Address of DGFASLI and its Subordinate Offices

<p><b>Directorate General Factory Advice Service &amp; Labour Institutes, Mumbai</b> N.S.Mankikar Marg, Sion, Mumbai-400 022. PBX No.91-22-24074538 Fax: 022-24071986 e-mail: <a href="mailto:fasli@dglasli.nic.in">fasli@dglasli.nic.in</a></p>	<p><b>Central Labour Institute, Mumbai</b> N.S.Mankikar Marg, Sion, Mumbai-400 022. PBX No.91-22-24074538 Fax: 022-24071986 e-mail: <a href="mailto:cli@dglasli.nic.in">cli@dglasli.nic.in</a></p>
<p><b>Regional Labour Institute, Kanpur</b> Sarvoday Nagar, Kanpur-208 005 Tel: 0512-2218691,2218692, 2218745 Fax : 0512-2215112 e-mail: <a href="mailto:rlikanpur5@gmail.com">rlikanpur5@gmail.com</a></p>	<p><b>Regional Labour Institute, Kolkata</b> Lake Town, Kolkata-700 089 Tel: 033-25342732, 25342735, 25343254 Fax: 033 – 25348182 e-mail: <a href="mailto:regionallabourinstitutekolkata@gmail.com">regionallabourinstitutekolkata@gmail.com</a></p>
<p><b>Regional Labour Institute, Chennai</b> Sardar Patel Road, Adyar, TTTI PO, Chennai-600113 Tel: 044-22350737, 22351569, 22355690 FAX : 044- 22352457 e-mail: <a href="mailto:chennai.rli@gmail.com">chennai.rli@gmail.com</a></p>	<p><b>Regional Labour Institute, Faridabad</b> Sector 47, Faridabad- 121003 Haryana . Tel: 0129-2468022 FAX : 0129-2437064 e-mail: <a href="mailto:rlifaridabad@yahoo.co.in">rlifaridabad@yahoo.co.in</a></p>
<p><b>Inspectorate Dock Safety, Mumbai</b> MbPT OSC Bldg., 3rd Floor, Opp GPO, P. D'Mello Road, Mumbai- 400038 Office Tel.: 22692180 / 66565558 Fax: 022-22613391 Email : <a href="mailto:idsmbai@dglasli.nic.in">idsmbai@dglasli.nic.in</a> <a href="mailto:idsmumbaigov@gmail.com">idsmumbaigov@gmail.com</a></p>	<p><b>Inspectorate Dock Safety, Kandla</b> Near Bunder Gate, Kandla Port, New Kandla, Post Box No.18,Dist Kutch, Pin – 370210, Gujarat. Office Tel.: 02836 - 270249 Fax: 02836 - 270249 Email : <a href="mailto:idskandla@dglasli.nic.in">idskandla@dglasli.nic.in</a> <a href="mailto:idskandla@gmail.com">idskandla@gmail.com</a></p>
<p><b>Inspectorate Dock Safety, Mormugao</b> Civil Maintenance Office Building Mormugao Port Trust, Headland Sada, Mormugao, Goa- 403804. Office Tel.: 0832-2520752 Fax: 0832-2520752 Email : <a href="mailto:idsmormugao@dglasli.nic.in">idsmormugao@dglasli.nic.in</a> <a href="mailto:idsgoa@gmail.com">idsgoa@gmail.com</a></p>	<p><b>Inspectorate Dock Safety, Navi Mumbai</b> Jawaharlal Nehru Port, P.O.C. Canteen Bldg., Ground Floor, Sheva, Navi Mumbai – 400 707. Office Tel.: 022-27245099 Fax: 022-22623391 Email : <a href="mailto:idsjnpt@dglasli.nic.in">idsjnpt@dglasli.nic.in</a> <a href="mailto:idsjnptgov@gmail.com">idsjnptgov@gmail.com</a></p>

<p><b>Inspectorate Dock Safety, Kolkata</b> Nizam Palace, 1st floor, 2nd M.S.O.Bldg. 234/4 A.J.C. Bose Road, Kolkata-700020. Office Tel.: 033-22830718 / 22830719 Fax: 033-22830718 Email : idskolkata@dglasli.nic.in idskol@rediffmail.com</p>	<p><b>Inspectorate Dock Safety, Paradip</b> Badapadia, Post Box NO.126 Paradip – 754142, Orissa. Office Tel.: 06722-222413 Fax: 06722-222413 Email : idsparadip@dglasli.nic.in idsparadip@gmail.com</p>
<p><b>Inspectorate Dock Safety, Visakhapatnam</b> Ex. D.L.B. Bldg., 5th Floor, Visakhapatnam Port Area, Visakhapatnam-530 035. Office Tel.: 0891-2563857 Fax: 0891-2563857 Email : idsvizag@dglasli.nic.in idsvizag35@gmail.com</p>	<p><b>Inspectorate Dock Safety, Chennai</b> 3rd Floor, Anchor Gate Bldg., Rajaji Salai, Chennai – 600 001. Office Tel.:044- 25220888, 25246419 Email : idschennai@dglasli.nic.in docksafetychennai@gmail.com</p>
<p><b>Inspectorate Dock Safety, Tuticorin</b> Tuticorin Port Trust, Admn. Office Bldg. Harbour Estate, Tuticorin – 628004. Office Tel.: 0461-2352372 Fax: 0461- 2352372 Email : idstuticorin@dglasli.nic.in docksafety559@gmail.com</p>	<p><b>Inspectorate Dock Safety, Cochin</b> C.D.L.B. Dispensary Bldg., G.V.Ayyar Road, Willington Island, Cochin – 682 003. Office Tel.: 0484-2666532 Fax: 0484-2666532 Email : idscochin@dglasli.nic.in docksafety9@gmail.com</p>
<p><b>Inspectorate Dock Safety, New Mangalore</b> New Mangalore Port, Panambur, New Mangalore – 575010. Office Tel.: 0824-2407781 Fax: 0824-2407781 E-mail : idsmangalore@dglasli.nic.in docksafetymangalore@gmail.com</p>	<p><b>Inspectorate Dock Safety, Ennore.</b> (being setup) Operated from Inspectorate Dock Safety, Chennai</p>