



मानक सन्दर्भ नोट - २०२२

STANDARD REFERENCE NOTE - 2022

कारखाना सलाह सेवा एवं श्रम संस्थान महानिदेशालय
Directorate General Factory Advice Service & Labour Institutes

श्रम एवं रोज़गार मंत्रालय, भारत सरकार
Ministry of Labour & Employment, Government of India

PREFACE


The Directorate General Factory Advice Service and Labour Institutes (DGFASLI), the technical arm of the Ministry of Labour and Employment, deals with matters related to Occupational Safety and Health (OSH) in factories and dock works of major ports. The organisation assists the Central Government in formulating policies in the administration of the Factories Act, 1948; enforcing the Dock Workers (Safety, Health and Welfare) Act, 1986 and the Regulations, 1990; and liaising with State Governments, Port authorities and Industries for effective implementation of these statutes.

The 'Standard Reference Note - 2022' provides comprehensive information on the objectives, functions, important activities, organisation structure, human resource and budget of the organisation. It contains details of studies/surveys, audits, support services, training programmes, promotional and other activities carried out by DGFASLI, which are aimed at preventing accidents and occupational diseases in factories and dock works of major ports.

To fulfill the requirement of qualified Safety professionals in the industry, DGFASLI regularly conducts various training programmes on Occupational Safety and Health which, among others, include One-year Diploma course for Safety Officers and Three-month Associate Fellow of Industrial Health for qualified medical practitioners. DGFASLI also conducts a number of other specialized training programmes and certificate programmes, seminars, workshops, online programmes, public training programmes, in-plant training programmes, appreciation programmes, talks, etc. of various duration, which are discussed in detail in this Standard Reference Note.

In addition to presenting the latest information on industrial injuries collected and analysed by Labour Bureau, this 'Standard Reference Note - 2022' further contains the State/UT-wise information relating to OSH in factories based on the information collected by DGFASLI from the Chief Inspectors of Factories/Director of Industrial Safety and Health of States/UTs government. It also contains information on Safety and Health matters such as industrial injuries, safety inspection, investigation, etc. in respect of major ports. This compilation of data and its analysis reflects the trends, evidences and areas of concern on OSH and acts as a reliable tool in devising programmes for preventing accidents and improving working environment in factories and dock works of major ports.

Mumbai
10th November, 2023



(Prabhat Kumar)
Director General

Officers associated with the preparation of the Standard Reference Note - 2022:

Shri B N Jha
Deputy Director General

Dr. S B Mishra
Director (IH)

Shri Sanjay Kumar Gupta
Sr. Statistical Officer

Shri Najibullah Adamji
Jr. Statistical Officer

ABBREVIATIONS AND ACRONYMS

ADIS	Advance Diploma in Industrial Safety
AFIH	Associate Fellow of Industrial Health
AKAM	<i>Azadi Ka Amrit Mahotsav</i>
BE	Budget Estimate
BOCW	Building and Construction Workers
CAS	Construction Advisory Service
CGHS	Central Government Health Scheme
CIF	Chief Inspector of Factories
CLI	Central Labour Institute
CPWD	Central Public Works Department
DG	Director General
DGFASLI	Directorate General Factory Advice Service and Labour Institutes
DIS	Diploma in Industrial Safety
DISH	Directorate of Industrial Safety and Health
FAS	Factory Advisory Service
FR	Frequency Rate
HAZOP	Hazard & Operability
IDS	Inspectorates of Dock Safety
IH	Industrial Hygiene
IM	Industrial Medicine
IR	Incidence Rate
L & E	Labour & Employment
MAHCA	Major Accident Hazards Control Advisory
MoLE	Ministry of Labour & Employment
NDUW	National Database of Unorganized Workers
NRTL	Non-respiratory PPE testing Laboratory
NSA	National Safety Awards
OSH	Occupational Safety & Health
OSH & WC	Occupational Safety Health & Working Conditions
PAO	Pay and Accounts Office
PDIS	Post Diploma in Industrial Safety
PMSA	Prime Minister's Shram Awards
PPE	Personal Protective Equipment
RLI	Regional Labour Institute
RTL	Respiratory PPE testing Laboratory
SHE	Safety, Health & Environment
SHW	Safety, Health & Welfare
SRN	Standard Reference Note
TAC	Technical Advisory Committee
VRP	Vishwakarma Rashtriya Puraskar
WEED	Work Environment Engineering Division

Contents

Title	Page No.
1. General Information	1
2. About DGFASLI	16
3. Budget	26
4. Safety & Health Improvement in Factories and Dock Works of Major Ports	27
5. Safety Awards	50
6. Human Resource Development	55
7. Statistics on Occupational Safety and Health in Factories	57
8. Statistics on Status of Compliance with Statutory Provisions of the Factories Act, 1948	65
9. Statistics on Occupational Safety and Health in Dock Works of Major Ports	101

Appendices

I. Organisation Chart	3
II. Address of DGFASLI and its Subordinate Offices	111

1

General Information

1.1 DGFASLI- A Brief Introduction

The Directorate General Factory Advice Service & Labour Institutes (DGFASLI), formerly known as the office of Chief Adviser of Factories, was set up in 1945 in Delhi with the objective of advising the Central and State Governments on the administration of the Factories Act, 1948 and liaising with factories inspection services in the States and Union Territories. The office was subsequently shifted to Mumbai in 1966.

DGFASLI achieved significant importance as an attached office of the Ministry of Labour & Employment, Government of India serving as a technical arm to assist the Ministry in the formulation of national policies on Occupational Safety and Health in Factories and Docks.

The Dock Workers (Safety, Health and Welfare) Act, 1986 and the Regulations, 1990 framed thereunder provide for safety, health and welfare of dock workers. These are enforced by DGFASLI through the Inspectorates of Dock Safety set up in all the major ports in India.

1.2 Functions of DGFASLI

- Administration of Factories Act, 1948 by rendering advice and carrying out support activities
- Administration of the Dock Workers (Safety, Health & Welfare) Act, 1986 and the Regulations, 1990 framed thereunder and enforcing these in the major ports of the country.
- Providing service to the Central and the State Governments, industries, ports, organisations etc. on matters related to Occupational Safety and Health (OSH).
- Coordinating technical and legal activities to facilitate uniform standards of enforcement of safety and health in manufacturing and port sectors.
- Educating and training employers and employees on matters relating to safety and health.
- Conducting promotional activities for recognition of
 - good suggestions under Vishwakarma Rashtriya Puraskar
 - safety performance under National Safety Awards; and
 - workers' outstanding contribution under Prime Minister's Shram Awards
- Co-operating with International agencies like UN, ILO, WHO, G-20 etc. and advising Central Government with regards to international standards concerning safety and health.
- Building competence of enforcement agencies.
- Encouraging and providing best practices in the field of OSH.
- Collecting and disseminating information and material related to Occupational Safety and Health.

1.3 Organization Structure of DGFASLI

DGFASLI organization comprises of the Headquarters, Central Labour Institute, 4 Regional Labour Institutes and 11 Inspectorates of Dock Safety.

- Headquarters situated in Mumbai
- Central Labour Institute situated in Mumbai
- Regional Labour Institutes at Chennai, Faridabad, Kanpur and Kolkata. A new Regional Labour Institute at Shillong is being set up. A new Regional Labour Institute at Jammu is proposed.
- Inspectorates of Dock Safety at Mumbai, Kolkata, Chennai, Kandla, Mormugao, Tuticorin, New Mangalore, Cochin, Visakhapatnam, Paradip and Jawaharlal Nehru Port. The Inspectorate of Dock Safety at Ennore is being setup.

In 1959, the Central Labour Institute, Mumbai was established under United Nations Development Programme (UNDP) Project as a socio-economic laboratory and as a national institute dealing with the scientific study of human aspects of industrial development. Subsequently, Regional Labour Institutes were established at Kolkata, Kanpur, Chennai and Faridabad to serve as Regional Centers.

The Central Labour Institute and Regional Labour Institutes are fully equipped with necessary laboratory facilities for conducting studies and surveys in the field of safety and health. The Institutes also have conference facilities fully equipped with modern audio-visual aids. Industrial Safety, Health and Welfare Centers are also established at these Labour Institutes.

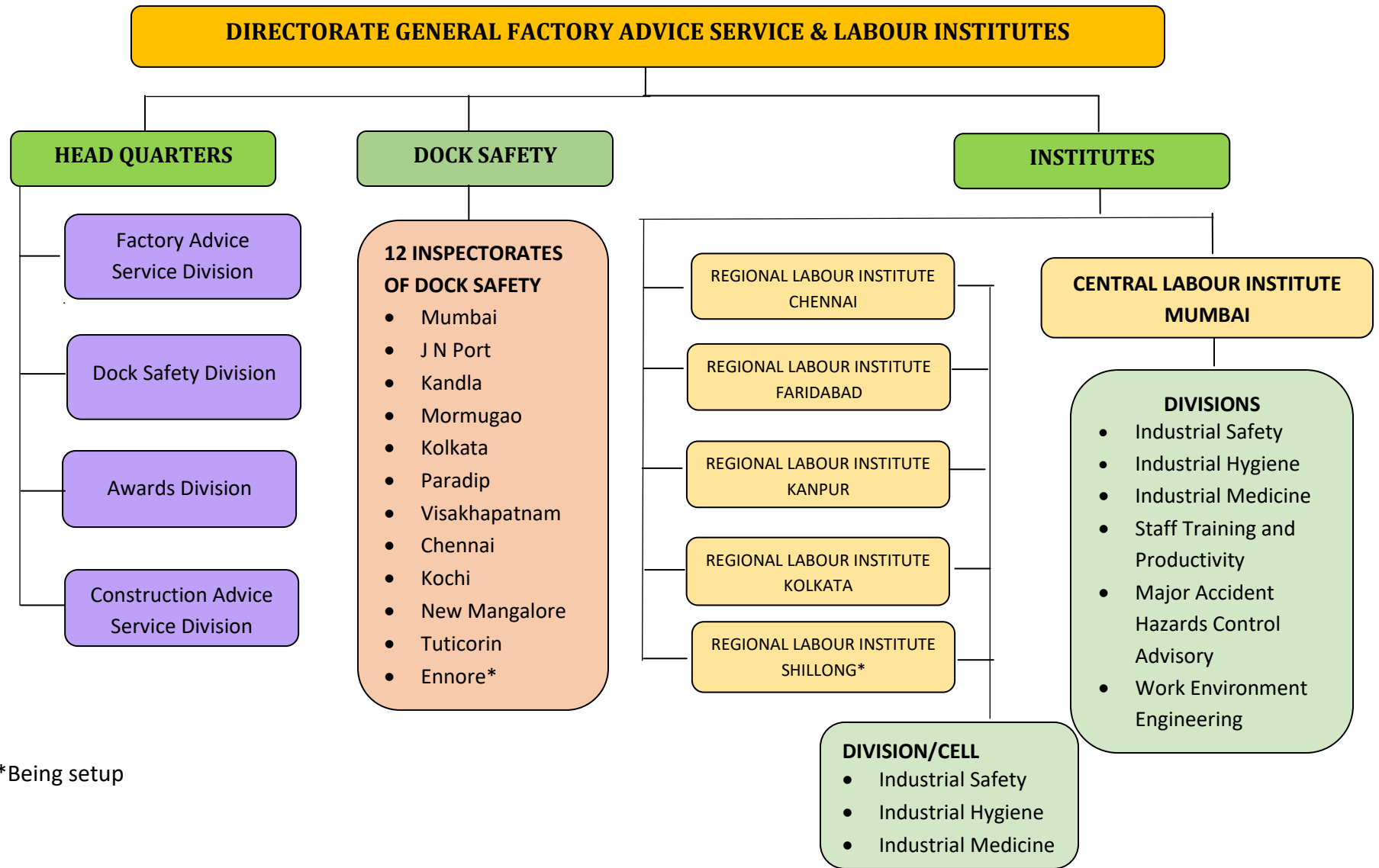
The contact addresses of DGFASLI and its subordinate offices are given in **Appendix**.

1.4 Developments and activities – DGFASLI

1. Occupation Safety and Health (OSH) Legislation - Occupational Safety, Health & Working Conditions Code, 2020

The Government of India has enacted the Occupational Safety, Health and Working Conditions Code, 2020 and the same has been assented by the Hon'ble President of India. The said code consolidates and amends the laws regulating the Occupational safety, health and working conditions of the persons employed in establishments. The Code replaces 13 central labour laws including the Factories Act, 1948.

Further, the Government of India has constituted four Expert Committees for the purpose of framing standards and rules relating to Safety, Health and Welfare as under Section 18, Section 23 and Section 24 of the Occupational Safety, Health and Working Conditions Code, 2020 pertaining to Factories, Dock Works and Building & Other Construction Works. One Expert Committee has been exclusively formed for framing Fire Safety Standards under Section 18 of the Occupational Safety, Health and Working Conditions Code, 2020.



*Being setup

The Expert Committees have framed and submitted in March 2022 the draft standards and rules relating to Safety, Health and Welfare as under Section 18, Section 23 and Section 24 of the Occupational Safety, Health and Working Conditions Code, 2020 pertaining to Factories, Dock Works and Building & Other Construction Works.

The Expert Committee for Fire safety has framed and submitted in March 2022 the draft Fire Safety Standards under Section 18 of the Occupational Safety, Health and Working Conditions Code, 2020.

1. Conference of Chief Inspector of Factories

A conference of the Chief Inspectors of Factories of the State/UT is convened annually by DGFASLI for cooperation and consultation of the State/UT Governments in the matters relating to the administration of the Factories Act, 1948 as well as to discuss proposed amendments relating to it. Besides, this conference also serves as a forum for discussion on the latest developments in the field of Occupational Safety and Health.

The 57th all India Conference of Chief Inspectors of Factories was organized on 10th March 2022 in hybrid mode as part of Iconic Week Celebration (7th March – 13th March, 2022) under Azadi ka Amrit Mahotsav at Directorate General of Factory Advice Service and Labour Institutes (DGFASLI), Mumbai. The Conference was attended by 24 delegates from 18 States and Union Territories.

2. Construction Advisory Service Division

The Safety and Health of the construction workers has been a matter of concern for the Ministry of Labour and Employment. In order to augment the efforts in this direction, it approved and created “Construction Advisory Service (CAS) Division” at DGFASLI, Mumbai. The division is an advisory mechanism for Chief Labour Commissioner (Central) for the administration of the Building and Other Construction Workers (Regulation of Employment and Conditions of Service) Act, 1996 and Central Rules, 1998 framed thereunder.

The functions of the Construction Advisory Service Division are as follows:-

- i. To co-ordinate and assist the Ministry on matters connected with the regulatory aspects pertaining to Construction Safety as under the Building and Other Construction Workers (Regulation of Employment and Conditions of Service) Act, 1996, Central Rules, 1998 and State Rules as well as the Occupational Safety, Health and Working Conditions Code, 2020.
- ii. To provide Construction Advisory Services to CLC (Central), State Government and Construction Industry as enumerated under the Building and Other Construction Workers (Regulation of Employment and Conditions of Service) Act, 1996 and Central Rules, 1998 as well as Occupational Safety, Health and Working Conditions Code, 2020.
- iii. Building competence of the technical officers of the enforcement agencies of the Central and State Government by imparting training on Occupational Safety and Health (OSH) in Construction Industry.
- iv. Co-operating with National and International agencies with regards to Occupational Safety and Health (OSH) in Construction Sector.

This Division has initiated to start following certificate courses in the field of Construction Safety:

- i. Three-month full-time certificate course in Construction Safety
- ii. 15-day full-time certificate course on Safety in Working at Height & Scaffolding
- iii. 15-day full-time certificate course on Safety in Excavation & Tunnelling
- iv. 15-day full-time certificate course on Safety in Material Handling & Lifting Operations

3. Memorandum of Understanding (MoU) with International Agencies

The Memorandum of Understanding between DGFASLI, Ministry of Labour and Employment, Govt. of India and DGUV, Germany has been renewed for a time period of three (3) years w.e.f. 27th April 2022. The MoU aims to establish mutual collaboration to enhance safety and health at work, to reduce the occurrence of work related accidents and diseases and to promote social protection, to build up technical competency and to update the technical skills of the officers in line with the international standards and technological advancements of the developed countries.

4. Online Training Workshop/Seminar in collaboration with DGUV Germany

DGFASLI organised and conducted an online training workshop on 'Chemical Safety' in collaboration with German Social Accident Insurance (DGUV), Germany for Dock Safety Inspectors of DGFASLI, Safety and Health professionals of State Chief Inspectorate of Factories and Major & Minor Ports. A total of 118 delegates attended the workshop.

5. Online Workshop on 'Possibilities of Use of Drone Technology' by the Organizations of Ministry of Labour & Employment- Record Note of Discussion

An Online Workshop on 'Possibilities of Use of Drone Technology' by the Organisations of Ministry of Labour & Employment was organised on 13th June, 2022 virtually. It was attended by Senior Officers of organizations of Ministry of Labour & Employment.

Dr. R.K. Elangovan, DG, DGFASLI mentioned that drone technology can be deployed mainly to monitor safety compliance at construction sites, ports, harbours, etc., which are spread over vast stretches of area. He suggested that a pilot project could be initiated for this purpose. He also added that employment of contract labour, casual labour and their PPE Compliance can also be monitored by drones' usage.

6. Iconic Week Celebrations (7th March to 13th March, 2022)

- **One-day Online National Seminar on Occupational Health and Diseases** was organised on 7th March 2022, for factory medical officers, certifying surgeons, occupational health practitioners, occupational health nurses, general medical practitioners, occupational health specialists, academicians, undergraduate and post graduate medical students, industrial hygienists. Technical sessions on different aspects of occupational health and diseases were discussed by eminent experts in the field of occupational health. The program was attended by a total of 560 delegates from more than 300 industries.
- **One-day Online National Seminar on Fire Safety in Factories, Construction and Dock Work** was organised on 9th March 2022. The seminar was attended by 243 participants. Eminent Speakers from the Industries and Academic Institutions shared the knowledge and

experiences. The seminar presented the participants the knowledge to prevent the fire hazards and also the control techniques in fire prevention.

- **National Conference on Occupational Safety & Health in Construction Industry** was conducted on 11th March 2022 at MMA Management Centre, Chennai which was attended by 480 delegates. In this conference Dr. R K Elangovan, Director General, DGFASLI has launched “Manual of Construction Safety for Supervisors” and “Booklet on Construction Safety for Workers”.
- **National Workshop on “Occupational Safety and Health in Dock Work** was conducted by DGFASLI in collaboration with Chennai Port Trust and Kamarajar Port Limited, Ennore, Chennai, organised a one Day National Workshop on “Occupational Safety and Health in Dock Work” through online Mode on 12th March 2022. A total of 440 delegate various organisations including stevedore organisations from various ports and technical institutes had participated. As a part of this National workshop, PPE demonstrations at different terminals of Chennai Port Trust and Kamarajar Port Limited, Ennore were carried out by Inspectorate Dock Safety, Chennai.
- **Personal Protective Equipment Awareness Campaign** for workers and supervisors in various construction sites was organised on the last day of the Iconic Week of Azadi ka Amrit Mahotsav. Officers and staff of DGFASLI travelled to various construction sites and demonstrated the safe use and importance of PPE in construction industry.

EVENTS AT REGIONAL LEVEL

7th March, 2022

- Regional Labour Institute, Shillong conducted Awareness Campaign on Safety and Health in the Northern Region workers benefitting 90 workers
- Regional Labour Institute, Kolkata conducted programme in Federation of Association of Cottage & Small Industries Kolkata benefitting 255 workers

8th March, 2022

- Regional Labour Institute, Shillong conducted a series of programmes in factories benefitting 54 workers
- Regional Labour Institute, Kolkata conducted programme in Federation of Small & Medium Industries Kolkata benefitting 155 workers

9th March, 2022

- Regional Labour Institute, Kanpur conducted programmes in factories benefitting 75 workers
- Regional Labour Institute, Kolkata conducted programme in Federation of Indian Chamber of Commerce Kolkata benefitting 285 workers

10th March, 2022

- Regional Labour Institute, Faridabad conducted a series of programmes in factories benefitting 153 workers

- Regional Labour Institute, Kanpur contacted programmes in factories benefitting 150 workers
- Regional Labour Institute, Shillong conducted a programme in factories benefitting 56 workers
- Regional Labour Institute, Kolkata conducted programmes in Foundry Cluster Development Association Kolkata benefitting 155 workers

11th March, 2022

- Regional Labour Institute, Faridabad conducted a series of programmes in factories benefitting 187 workers
- The Diploma Certificate Awarding Function For the 39th batch students of RLI, Chennai
- A PPE demonstration at Chennai Port Trust was carried out by Inspectorate of Dock Safety, Chennai benefitting 124 workers
- Regional Labour Institute, Shillong conducted a programme in factory benefitting 51 workers
- Regional Labour Institute, Kolkata conducted programmes in CREDAI member Industries Kolkata benefitting 170 workers

12th March, 2022

- A PPE demonstration at Ennore Port was carried out by inspectorate Dock Safety, Chennai. 142 workers were benefitted
- Regional Labour Institute, Faridabad conducted a series of programmes in factories benefitting 30 workers
- Regional Labour Institute, Kanpur conducted online programme in factories benefitting 150 workers
- Regional Labour Institute, Kolkata conducted programmes in Bengal Chamber of Commerce & Industry members Kolkata benefitting 155 workers

7. 4th meeting (Physical) on the review of the Schedule to the Child and Adolescent Labour (Prohibition and Regulation) Act, 1986 by the Technical Advisory Committee

The Ministry vide gazette notification S.O. 2948 (E) dated 14.08.2019 and S.O. 4811(E) dated 15.09.2022 constituted the Technical Advisory Committee (TAC). The 4th meeting (physical) on the review of the Schedule to the Child and Adolescent Labour (Prohibition and Regulation) Act, 1986 by the TAC under the Chairmanship of Dr. R. K. Elangovan, Director General, DGFASLI was held on 31st October, 2022 at DGFASLI, Mumbai. The TAC discussed and undertook a comprehensive review of Part A and Part B of the Schedule to the Child and Adolescent Labour (Prohibition and Regulation) Act, 1986. The minutes of the meeting recommendations on the review of the Schedule, and recommended revised Part A & Part B of the Schedule to the Child and Adolescent Labour (Prohibition and Regulation) Act, 1986 were sent to Ministry for consideration.





8. Celebration of Azadi Ka Amrit Mahotsav (AKAM):

DGFASLI is conducting a number of awareness programmes on Occupational Safety, Health and Productivity under the Azadi ka Amrit Mahotsav. This is an initiative of the Government of India to celebrate and commemorate 75 glorious years of progressive India and the glorious history of its people, culture and achievements.

The awareness programmes are conducted for workers, employed in factories, ports and construction sites, with a view to promote occupational safety and health and prevent occurrence of occupational injuries and diseases. The objective of the programme is to create awareness amongst the workers on Occupational Safety and Health, so that the workers can understand the importance of safety and following standard operating procedures for preventing occupational injuries and diseases.

The awareness campaign commenced from 1st July, 2021. Various awareness programmes are conducted through the 5 Labour Institutes and 11 IDS offices spread in different parts of the country. The awareness programmes are organised free of cost and at workplaces, i.e. in steel, engineering, atomic energy, power, port, manufacturing sector, port premises and at construction sites, in local languages so that workers can easily understand the concept of safety and health and the importance of anticipation and prevention of occupational injuries and diseases. Special emphasis is laid to reach out to the women and casual workers. Further, contract/casual workers working in Hazardous factories and Construction work have also been covered under Amrit Mahotsav.

This nationwide awareness programme will be continued in the coming months. The details of the programmes conducted under Azadi ka Amrit Mahotsav during the year 2022 is given as below:

No. workers and organisations covered under 'Azadi ka Amrit Mahotsav' during 2022

Sl.	Month	No. of workers trained
1.	January, 2022	2933
2.	February, 2022	5928
3.	March, 2022	13273
4.	April, 2022	7012
5.	May, 2022	6120
6.	June, 2022	7123
7.	July, 2022	8054
8.	August, 2022	2532
9.	September, 2022	4588
10.	October, 2022	3502
11.	November, 2022	3576
12.	December, 2022	4894
Total		69535

9. Special Swachhta Campaign 2.0 conducted successfully at DGFASLI

The Swachhta Campaign 2.0 was successfully conducted in the Directorate General Factory Advice Service & Labour Institutes (DGFASLI) organization from 1st October to 31st October 2022. The five labour institutes viz. Central Labour Institute, Mumbai and Regional Labour Institutes at Chennai, Faridabad, Kanpur and Kolkata carried out a special drive to ensure cleanliness in the institute premises with special focus on office rooms, institute laboratories, wash rooms and office desks.

During the month-long campaign about 400 files were reviewed and 345 files have been disposed. Unwanted materials, scrap have been identified and about 120 kg scrap was disposed off and about 600 sq. meter space has been freed.

The surrounding areas for all the institute premises have been cleaned for shrubs and weeds. The trees have been trimmed and streets cleaned to give the premises a presentable look. The premise at CLI Mumbai has been taken up for beautification. The Special Campaign 2.0 was successfully organized giving a neat and clean look to the premises.

10. e-Shram Portal registration

The Ministry of Labour & Employment has developed e-Shram portal for creating a National Database of Unorganized Workers (NDUW), which will be seeded with Aadhaar. It is the first-ever national database of unorganised workers including migrant workers, construction workers, gig and platform workers, etc. DGFASLI has been organising awareness camps in coordination with all the major ports trust for registration of unorganised workers in the e-Shram Portal. During the year 2022, more than 8000 registration were made in the e-Shram portal through IDS offices of DGFASLI.

11. Establishment of Regional Labour Institute at Shillong for the North-East region

The establishment of a Regional Labour Institute in Shillong for the North-Eastern region was initiated in 2014. This institute aims to address occupational safety and health concerns in factories located in the North-Eastern part of India. This initiative is in alignment with the Government of India's broader objective of integrating the North-Eastern region into the national mainstream. The Regional Labour Institute, Shillong is currently undergoing construction. Upon its completion, it will substantially cater to the requirements of the North-Eastern Region in the areas of Occupational Safety and Health.

12. ISO 9001:2015 Certification (Quality Management Systems) of CLI Mumbai and Regional Labour Institutes at Chennai, Faridabad, Kanpur and Kolkata

The services of ISO Consultant M/s 3E Management in Noida have been obtained through the competitive GeM bidding process to prepare and finalize Quality Management System (QMS) documents for ISO certification at CLI Mumbai and RLI Chennai, Faridabad, Kanpur, and Kolkata. Multiple review meetings have taken place with the ISO consultant and the institutes to ensure the completion of these QMS documents. Quality Policy and Quality documents have been successfully developed and finalized in collaboration with the ISO Consultant.

Institute-level coordinators have been appointed, and necessary review meetings have been conducted to meet the requirements of ISO 9001:2015 certification. Additionally, the ISO consultant has visited CLI Mumbai and RLI Faridabad and Kanpur, conducting in-person meetings to finalize the QMS documents.

Meanwhile, the GeM bidding process to hire a Certification Body for certifying CLI Mumbai and RLI Chennai, Faridabad, Kanpur, and Kolkata has been completed. A proposal requesting financial sanction of Rs. 2,47,800/- for M/s. BSCIC Certifications Pvt. Ltd, Faridabad was submitted to the Ministry on December 20, 2022. The ISO 9001:2015 Certification for Quality Management Systems at CLI Mumbai and RLI Chennai, Faridabad, Kanpur, and Kolkata is expected to be fully completed by March 31, 2023, in accordance with the Operational Action Plan.

13. Study on using Drone Technology for undertaking regulatory Occupational Safety and Health inspections in Factories, Dock Works and Building and Other Construction Works

DGFASLI has taken up 'Pilot Study' on using Drone Technology for undertaking regulatory Occupational Safety and Health inspections in Factories, Dock Works and Building and Other

Construction Works as per directives from the Ministry. The stake holder meetings were held in Mumbai at the following venues:

Sl.	Name of the authority	Location
1.	Bharat Petroleum Corporation Limited	Mumbai
2.	Mumbai Port Trust Authority	Mumbai
3.	Jawaharlal Nehru Port Trust Authority	Mumbai
4.	Labour Commissioner	Mumbai

The field study by using the Drones was conducted in the following factories and construction sites:-

Sl.	Name of the Industry	Location
1.	Pharmaceutical Factory (Hazardous factory) (2 nos.)	Delhi
2.	Ultra Tech Cement Ltd. Unit- Sewagram Cement Works	Kutch, Gujarat
3.	Pantheon Construction Site	Bhuj, Gujarat
4.	L&T Constructions, MTHL Pkg-1, Gate No.2, STP Yard	Sewri, Mumbai

The report of the above pilot study on the use of Drone technology in Occupational Safety and Health inspections at Factories, Dock Works and Building and Other Construction Works is under finalization.

14. During the year 2022, Director General, DGFASLI conducted and participated in number of programmes on OSH. The details of some of the programmes is as follows:

- i. Meeting Technical Advisory Committee (TAC) on the review of the Schedule to the Child and Adolescent Labour (Prohibition and Regulation) Act, 1986 under the Chairmanship of Dr. R. K. Elangovan, Director General, DGFASLI.
- ii. DGFASLI organised and conducted the National Conference on “Occupational Safety and Health in construction Industry” in collaboration with Confederation of Real Estate Developers’ Associations of India (CREDAI) and Madras Management Association (MMA). The conference was held at MMA in hybrid mode under the chairmanship of Dr. R.K. Elangovan, Director General, DGFASLI, Mumbai.
- iii. DGFASLI Jointly organized a Training program on the occasion of International Labour Day on “Safety & Health” with Dattopant Thengadi National Board for Educational workers, which was attended by 100 participants and delivered a Technical talk.
- iv. DG, DGFASLI chaired a session on SHE - A Way Forward in a Seminar on (Theme - Aatmanirbhar Bharat - SHE Challenges & Opportunities) organized by NSCI in Mumbai and delivered a technical session, which was attended by 300 delegates.
- v. DG, DGFASLI participated and delivered a presentation in an online Workshop on ‘Possibilities of Use of Drone Technology by the Organizations of Ministry of Labour and Employment’.

- vi. DG, DGFASLI represented the DGFASLI organization and presented before the Parliamentary Committee on Official Language at Hotel Taj Lands End, Bandra - West, Mumbai.
 - vii. DG, DGFASLI attended the Meeting of Civil Defence Committee under the Chairmanship of Union Home Secretary to review policies and measure for implementation of Civil Defence Set up in the country.
 - viii. DG, DGFASLI delivered a virtual talk on “OSH Training & Awareness” in the International Vision Zero Conference organised by Bharat Chamber of Commerce, DGUV and DGFASLI at Kolkata.
 - ix. DG, DGFASLI conducted a field study at L&T, Mumbai for identifying pros and cons of using Drone Technology in Occupational Safety & Health pertaining to Factories, Dock works and Building and other construction works.
- 15.** DGFASLI also maintains data and statistics related to administration of the Factories Act, 1948 and Rules framed thereunder; and administration of Dock Workers (Safety, Health & Welfare) Act, 1986 and the Regulations, 1990 framed thereunder. This information base is used in planning and implementation of national policies concerning occupational safety and health as well as preparing replies to various parliament questions related to administration of the aforesaid Acts and Regulations. During the period January, 2022 to December, 2022, DGFASLI provided information/answers to 67 Parliament Questions.
- 16.** During the period January, 2022 to December, 2022 a number of training programmes on Occupational Safety and Health were conducted by DGFASLI. The details of these programmes are discussed in Chapter no. 4.
- 17.** Enforcement activities (various inspections, investigations, prosecutions, promotional activities, etc.) were carried out by the Dock Safety Inspectorates at all major ports for the administration and enforcement of the Dock Safety statutes.
- 18.** Awareness campaign has been organised for the registration of unorganised workers in the e-Shram portal in all major ports.
- 19.** Swachhta Abhiyaan, Har Ghar Tiranga Abhiyaan, Hindi Pakhwada etc. were held across DGFASLI (Headquarters), Central Labour Institute at Mumbai, Regional Labour Institutes at Chennai, Faridabad, Kanpur and Kolkata; and IDS offices.

Other Major Activities

- **Regional Labour Institute, Jammu** - A new Regional Labour Institute at Jammu has been proposed and it is under consideration of the Ministry.
- **Integrated Knowledge Centre at CLI, Mumbai** -The CPWD is in the process of getting approvals from the local authorities for the construction of building of Integrated Knowledge Centre in the campus of CLI, Mumbai

Human Resource

The human-resource in the organization comprises of Engineers, Medical Doctors, Industrial Hygienists, Statisticians, etc. The manpower strength of the organization is as given in Table 1.1 & Table 1.2.

Table 1.1- Manpower strength of DGFASLI organization as on 31.12.2022

Units	Technical		Administrative		Total	
	Sanctioned	In Position	Sanctioned	In Position	Sanctioned	In Position
Headquarters	10	7	47	23	57	30
CLI, Mumbai	37	28	70	41	107	69
4 RLIs	57	28	79	36	136	64
11 IDSs	25	13	31	8	56	21
Total	129	76	227	108	356	184

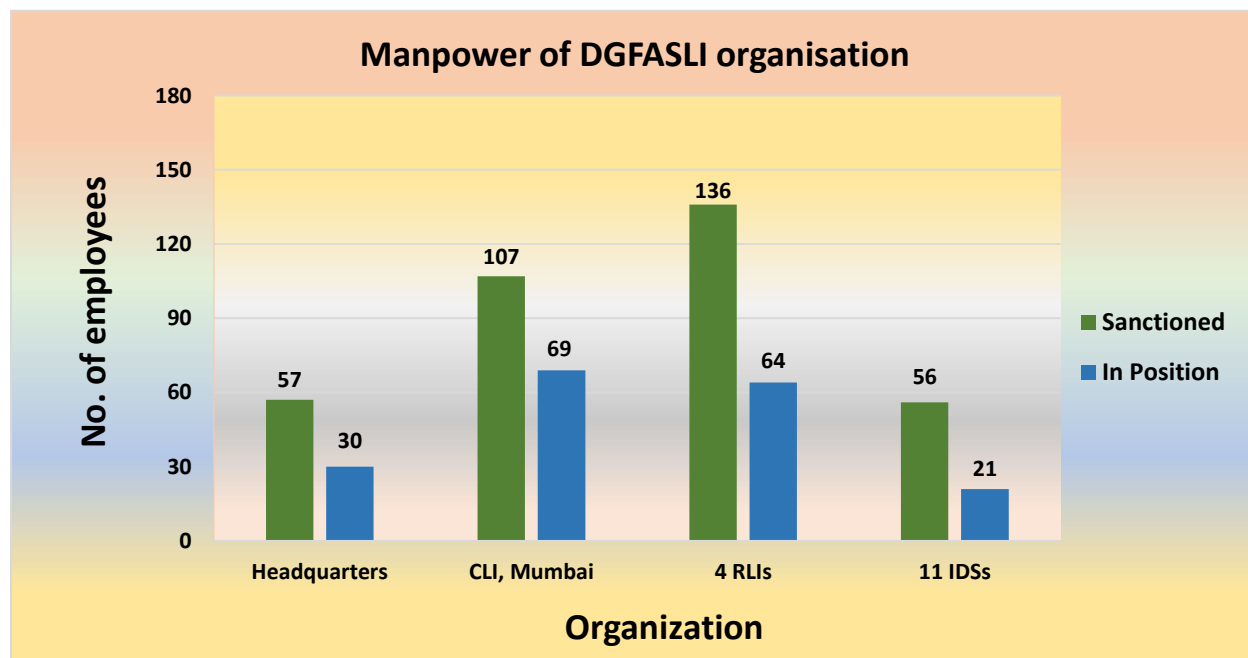
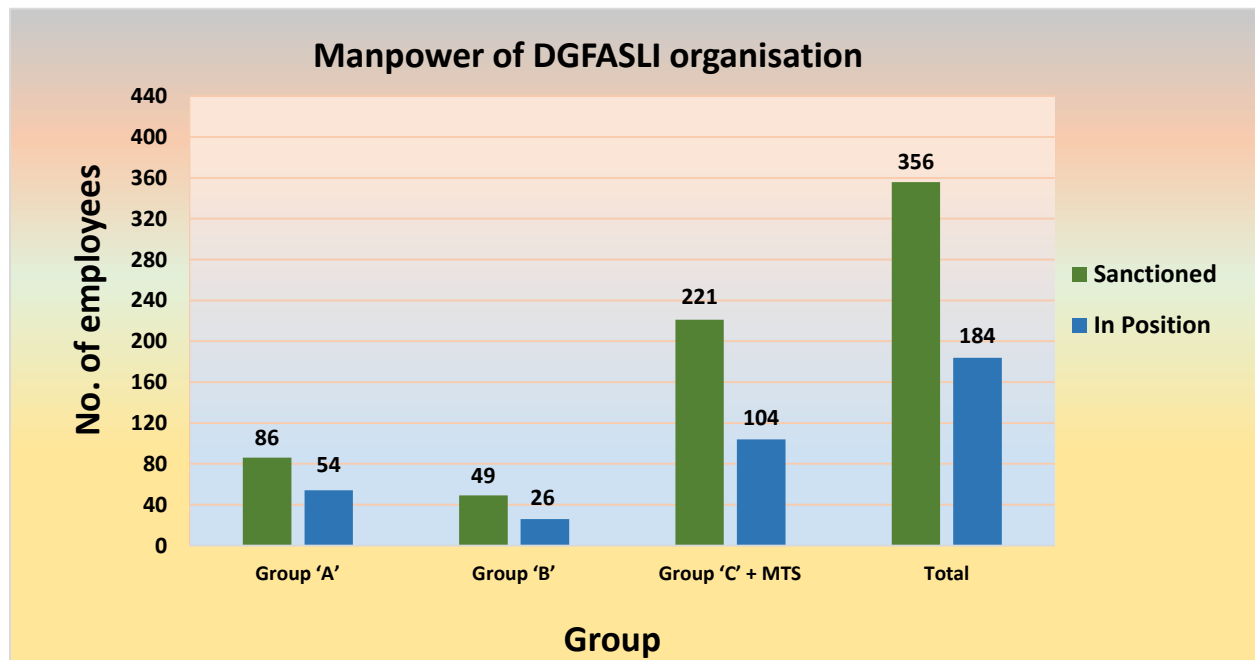


Chart 1: Manpower strength of DGFASLI organization

Table 1.2: Group-wise Manpower strength of DGFASLI organization as on 31.12.2022

Group	Sanctioned	In Position
Group 'A'	86	54
Group 'B'	49	26
Group 'C' + MTS	221	104
Total	356	184

**Chart 2: Group wise Manpower strength of DGFASLI organisation**

2

About DGFASLI

The DGFASLI organization comprises of the Headquarters, Central Labour Institute (CLI), Regional Labour Institutes (RLI), and Inspectorates of Dock Safety (IDS).

- Headquarters situated in Mumbai
- Central Labour Institute situated in Mumbai
- Regional Labour Institutes at Chennai, Faridabad, Kanpur, and Kolkata. A new Regional Labour Institute at Shillong is being set up. A new Regional Labour Institute at Jammu is proposed.
- Inspectorates of Dock Safety at Mumbai, Kolkata, Chennai, Kandla, Mormugao, Tuticorin, New Mangalore, Cochin, Visakhapatnam, Paradip and Jawaharlal Nehru Port. The Inspectorate of Dock Safety at Ennore is being setup.

The Headquarters

The Directorate General Factory Advice Service & Labour Institutes (DGFASLI) headquarters assists the Ministry of Labour & Employment, Government of India, in framing of policies and planning of programmes pertaining to Occupational Safety and Health (OSH) and implements them through its Labour Institutes and Dock Safety Inspectorates. It also implements technical projects and liaises with national and international organisations working in the area of Occupational Safety and Health.

In addition to the overall administrative control of the entire Directorate consisting of its subordinate offices viz. CLI, RLIs and IDSs, the Headquarters carries out its technical activities through the following divisions:

1. Factory Advice Service Division
2. Dock Safety Division
3. Awards Division
4. Construction Advisory Service Division

1. Factory Advice Service Division

The Factory Advice Service (FAS) division coordinates the administration of the Factories Act, 1948 in the States/UT and advises the Central and State Governments on related matters including interpretation, formulating and recommending amendments of the provisions of the Factories Act, 1948 and framing of Model Rules.

A conference of the Chief Inspectors of Factories of the States is convened annually for the purpose of enlisting the cooperation and involvement of the State Governments in the matters relating to the administration of the Act as well as to discuss proposed amendments relating to it. Besides, this conference also serves as a forum for discussion on the latest developments in the field of Occupational Safety and Health.

The Division also organizes training for Inspector of Factories, advises on policy documents on safety and health from the International Labour Organisation and other international agencies.

The **Statistical Cell**, under the FAS division, collects and compiles Occupational Safety and Health (OSH) statistics and other information, from Chief Inspector of Factories and Director of Industrial Safety and Health of State/UT governments, related to the administration of the Factories Act, 1948 and rules framed thereunder. This information base/database is used in planning and implementation of national policies concerning OSH as well as preparing replies to the various parliament questions and queries related to RTI and other official purposes. Apart from this, the Statistical Cell publishes and provides OSH Statistics for various publications pertaining to the Occupational Safety and Health.

2. Dock Safety Division

The DGFASLI through the Inspectorates of Dock Safety set up in all the major ports in India enforces the Dock Workers (Safety, Health and Welfare) Act, 1986 and the Regulations, 1990 and strives to ensure Safety, Health and Welfare of dock workers. The Division also enforces the Manufacture, Storage and Import of Hazardous Chemicals Rules, 1989 framed under the Environment (Protection) Act, 1986.

The Division is responsible for carrying out the following activities:

- Providing Advisory services to the Port Authorities, Dock Labour Boards, Stevedores and other employers of dock workers and Port users.
- Publication of Annual Reports on the administration of the Dock Workers (Safety, Health and Welfare) Act and the Regulations framed thereunder.
- Carrying out Inspection of ships, docks, loose gear, lifting appliances, transport equipment etc., investigation of accidents and initiation of prosecutions.
- Carrying out safety studies and surveys through a multi-disciplinary approach and organizing and conducting training courses on occupational safety and health for the Dock workers.

3. Awards Division

The Awards Division located at Regional Labour Institute Campus Faridabad, operates two national level award schemes namely National Safety Awards (NSA) & Vishwakarma Rashtriya Puraskar (VRP). Government of India, Ministry of Labour & Employment, instituted these two schemes in the year 1965.

The '**National Safety Awards**' scheme is instituted to give recognition to outstanding performance on the part of industrial establishments and ports to stimulate and maintain the interest of both the management and the workers in accident prevention and safety promotion.

The '**Vishwakarma Rashtriya Puraskar**' scheme is instituted to recognize workers employed in factories, docks and construction sites at the national level for their outstanding suggestions that result in increased efficiency, productivity, quality, safety and working conditions including import substitution at the plant level.

The Awards Division provides technical support in scrutinizing applications for 'Prime Minister's Shram Awards' being operated by the Ministry of Labour & Employment. The objective of the Prime Minister's Shram Awards Scheme is to recognize the workmen both from public and private sector organizations at the national level for their outstanding contributions, distinguished record of performance and devotion to duty of a high order towards their organization.

4. Construction Advisory Service Division

The Construction Advisory Service Division coordinates and assists the Ministry of Labour and Employment, Government of India on matters connected with the regulatory aspects pertaining to Construction Safety as under the Building and Other Construction Workers (Regulation of Employment and Conditions of Service) Act, 1996; Central Rules, 1998 and State Rules as well as the Occupational Safety, Health and Working Conditions Code, 2020.

The division also provides Construction Advisory to CLC (Central Government), State Government and Construction Industry as enumerated under the Building and Other Construction Workers (Regulation of Employment and Conditions of Service) Act, 1996; Central Rules, 1998 as well as Occupational Safety, Health and Working Conditions Code, 2020.

It will help in building competence of the technical officers if the enforcement agencies of the Central and State Government by imparting training on Occupational Safety and Health (OSH) in Construction Industry. It also cooperates with National and International agencies with regards to Occupational Safety and Health (OSH) in Construction Sector. The division will collect and publish national data on Occupational Safety and Health (OSH) in construction industry by creating a digital portal aligned with Shram Suvidha Portal

The Central Labour Institute (CLI), Mumbai

The Central Labour Institute (CLI), Mumbai was conceived by the Government of India during the first Five-year plan as a centre for research, training and consultancy on the various aspects of industrial work related to the human factor.

The institute commenced its activities in a rented building in 1961. The foundation stone of the CLI building was laid by the first Prime Minister of India, Pandit Jawaharlal Nehru on 7th October, 1954. It was shifted to its present premises in 1966 when the building was inaugurated on 9th February, 1966 by Dr. Sarvapalli Radhakrishnan, the then President of India.

The CLI aims to improve work methods and working conditions so as to enhance the safety, health, working environment and productivity of the industrial workers leading to improved quality of work life. In this endeavour, CLI interacts with the state factories Inspectorates, employers' associations, trade unions, professional bodies, organizations and institutes concerned with OSH at work place. The divisions of the CLI are:

1. Industrial Safety Division
2. Industrial Hygiene Division
3. Industrial Medicine Division
4. Staff Training and Productivity Division

5. Major Accident Hazards Control Advisory Division
6. Work Environment Engineering Division

1. Industrial Safety Division

The Industrial Safety division aims at achieving improvement in working conditions and safety standards of factories and docks through training, consultancy, field studies, surveys and other promotional activities. It has contributed to the following achievements:

- Evolution of a safety movement in the country
- Creation of national awareness on safety
- Development of infrastructure on safety at national level through competence building
- Better administration of the Factories Act through training of Inspectors of Factories and technical support.

National studies and surveys are conducted for ascertaining the status of working conditions and standards of safety in particular industries and operations.

Unit level studies are carried out with the objective of assessing the safety related problems and formulating recommendations for improvements. These studies also help the management to take necessary measures towards setting up safety systems, instituting safety programmes and achieving the goal of better safety in their organisations.

Consultancy studies are undertaken at the request of the management or govt. agencies like the Factory Inspectorates for studying specific problems and rendering advice for corrective measures.

The findings of national surveys and unit level consultancy studies become the source of technical inputs while drafting Rules & Regulations and designing various occupational safety and health intervention modules for target groups. Safety audits are conducted on request from Factories and Ports.

In keeping with its pioneering role in the field of industrial safety, the division has been conducting training for the benefit of industries, Factory Inspectors, Labour Administrators and Trade Unions. In view of the need of inspection of specific industries and major hazards control, specialized courses are also conducted to impart necessary technical knowledge and skill to the Inspectors appointed under the provisions of the Factories Act, 1948. In order to provide industries and docks sector with qualified safety officers, the division conducts one-year Advanced Diploma in Industrial Safety (ADIS) affiliated to Maharashtra State Board of Technical Examination. Specialized training courses are conducted for identified target groups such as Senior managers, Safety officers, Supervisors, Trade Union officials, and Safety Committee members from the industry. Some of these courses are:

- Testing and examination of lifting machinery, lifting tackles and pressure vessels
- Safety audit
- Safety in chemical industry
- Safety management techniques
- Accident prevention

2. Industrial Hygiene Division

The Industrial Hygiene division is concerned with the improvement of industrial work environment and comprises Industrial Hygiene Laboratory, Respiratory Equipment Testing Laboratory and Non-Respiratory Equipment Testing Laboratory.

The division undertakes various studies/surveys, national projects and training courses to protect the health of industrial workers through identification, evaluation and control of occupational health hazards and advises the management on ways to meet the requirements prescribed in the Second Schedule (under Section 41F) of the Factories Act, 1948.

The Respiratory Equipment Testing Laboratory tests the performance and efficiency of indigenous respiratory personal protective equipment such as dust respirators and canisters/cartridge gas respirators etc. and advises manufacturers on improvements required to meet prescribed standards.

The Non-Respiratory Equipment Testing Laboratory carries out the testing of indigenous non-respiratory personal protective equipment such as safety shoes, safety helmets, safety goggles, eye protectors, etc. This personal protective equipment is tested as per the specifications set by the Bureau of Indian Standards (BIS). Based on the test reports, technical advice and guidance on quality improvement are suggested to the entrepreneurs and manufacturers. User industries are also advised on proper selection, use, care and maintenance of various personal protective equipment.

The division also organizes training courses in the areas of industrial hygiene for the specific group of industries given in the First Schedule, Section 2 (cb) of the Factories Act, 1948. These training courses are meant to help safety officers, chemists, supervisors and middle level managers in the identification, assessment and control of occupational hazards in their factories.

3. Industrial Medicine Division

The Industrial Medicine division aims to prevent and contain health hazards at the workplace brought in by industrialization. The hazards may arise from chemicals or from physical factors such as noise, heat, dust, vibration and radiation.

Occupational Health studies and surveys on industries manufacturing asbestos products, dyestuff, cement, chemical, engineering and ports handling such products are carried out to assess the incidence of occupational diseases by the division. Suitable recommendations such as medical surveillance, use of personal protective equipment, facilities for personal hygiene and first-aid are made to prevent and control health hazards.

The division also carries out training programmes for factory medical officers and workers on occupational health hazards and first-aid. The division conducts a three-month certificate course "Associate Fellow of Industrial Health (AFIH)" for factory medical officers every year since 1993 as per statutory requirement of Factories Act, 1948. The laboratory attached to the division has facilities for medical investigation, including ILO radiography, visual acuity tests, Audiometric evaluation, and Pulmonary Function Tests.

4. Staff Training and Productivity Division

A pilot project on supervisory training was organized in India by the International Labour Organisation (ILO) in 1952. Encouraged by the results of the pilot project and realizing that such training is an essential requirement for the successful implementation of the plans for the industrialization of the country the Ministry of Labour, Government of India set up the Training Within Industry (TWI) Centre in Mumbai in 1955 with the assistance of the ILO. In keeping with the changing trend of manpower training and development activities, the centre was later renamed as the Staff Training Division.

The division conducts the following activities:

- conducts comprehensive supervisory trainer development projects
- helps industry to setup training and development cells with persons trained by the division
- assists industry in institutionalizing their manpower training and development efforts by helping them formulate their training and development plans

Productivity: Over a period of time the activities have expanded to cover the training of management and trade union representatives to help organisations create a climate conducive for the development of collaborative leadership and bring about improvement in working conditions and productivity. Towards this end, new courses for managers, supervisors, trade union representatives and bipartite forums covering socio- psychological and team building aspects have been developed and conducted.

The division has embarked upon the training of supervisory trainers in chemical industries and trainers of dock workers to help organisations discharge their training responsibility on safety and health aspects under the amended Factories Act and the Dock Workers (Safety, Health and Welfare) Regulations, respectively. These trainers, in turn, undertake the training of supervisors/workers on safety and health aspects in their organisations.

The productivity division aims at improving productivity vis-a-vis working conditions and promoting co-operation between labour and management in industrial units. The above objectives are sought to be achieved through training courses and consultancy projects. In consultancy projects, a management and labour project team is formed and the experts of the division act as technical consultants and catalyst to the team.

Some of the courses conducted by the division are:

- Productivity techniques for effective employee participation
- Work study and wage incentives
- Wage & Salary Administration
- Office management

Man-power planning, job evaluation, productivity improvement, organisation and methods and wage incentives are some of the consultancy areas.

5. Major Accident Hazards Control Advisory Division

Major Accident Hazards Control Advisory Division is the outcome of the ILO project “Establishment and Initial Operation of Major Accident Hazards Control System” The project was

executed by DGFASLI in collaboration with Factory Inspectorates of the various States and Union Territories. Although the project was completed in December, 1990, divisions continue to provide important services for the control of major accident hazards in the country. The activities of divisions were gradually enlarged to include other aspects of chemical safety.

The important achievements of the division are:

1. Setting up of technical organisation on Major Accident Hazards Control (MAHC) at the national, regional and state levels.
2. Training of Inspectors of Factories in the inspection of major accident hazards installations.
3. Development and publication of training manuals and checklists.
4. Preparation of guidelines for inspection of chemical plants and on-site emergency plans.

Major Accident Hazards Control Advisory division offers the following services:

1. Conducting institutional & in-plant training programmes and workshops in specialized areas viz. Major Accident Hazards Control, On-Site Emergency Preparedness, Off-Site Emergency Preparedness, Hazard & Operability (HAZOP) Study and Management of Hazardous Chemicals for Major Accident Hazards Installations.
2. Conducting studies and surveys on specialized areas of Risk Assessment, HAZOP and Emergency Preparedness in Major Accident Hazards Installations.

6. Work Environment Engineering Division

The Work Environment Engineering Division (WEED) of Central Labour Institute, Mumbai is a combination of engineering and industrial hygiene branches dealing with identification, assessment and control of physical hazards in industries. Although the emphasis is given on the engineering control of the working environment, it is important not to forget the recognition of potential health hazards done by the industrial hygienist. The WEED identifies the cause and effect relationship of physical hazards to exercise the engineering control to eliminate the work environmental hazards for protecting workers from occupational diseases. The WEED also deals with logical and systematic approach toward recognizing and defining the potential exposures that exist within the occupational work environment which cannot be underestimated. The WEED helps the industries for solving a problem of physical hazards and concludes with adequate data to support that conclusion. The WEED presents an outline of procedural method that can be used to recognize and evaluate physical hazard exposures that may be present within the work environment to provide a logical method of controlling the exposure.

The Division is well-equipped with Environmental Engineering Parameters and sophisticated monitoring equipment for industrial research, study and consultancy services including In-plant and In-house training programmes in the following areas:

- Evaluation and control of industrial noise
- Evaluation and control of industrial vibration
- Evaluation and control of illumination levels in the work places
- Evaluation and control of industrial ventilation system and thermal comfort

Facilities

The Central Labour Institute has models and exhibits regarding safety, health and welfare in the form of properly guarded machines, personal protective equipment, safe methods of material handling, light and colour schemes and other arrangements, for propagating the message of safety and other health of workplaces. This centre is open to organised groups from industry and educational institutions.

The Industrial Safety, Health and Welfare Exhibition Centre have exhibits to demonstrate methods, arrangements and appliances for promoting safety and health of workers. CLI has an auditorium with a seating capacity for 300 persons. It has 3 air-conditioned conference rooms, fully equipped with audio visual aids. Two conference rooms have a seating capacity of approximately 30 persons each and one conference room for 15 persons. A fully furnished class room having a capacity of 60 students is also available.

The institute also has a well-furnished hostel with facility for catering to both the international and national level participants.

Regional Labour Institutes

- The four Regional Labour Institutes are:
 1. Regional Labour Institute, Chennai
 2. Regional Labour Institute, Faridabad
 3. Regional Labour Institute, Kanpur
 4. Regional Labour Institute, Kolkata
- All Regional Labour Institutes have each of the following divisions:
 1. Industrial Hygiene Division
 2. Industrial Medicine Division
 3. Industrial Safety Division
- A new Regional Labour Institute at Shillong is being set up to cater to the needs of the North-East states.
- A new Regional Labour Institute at Jammu has been proposed and it is under consideration of the Ministry.

1. Regional Labour Institute, Chennai

The Regional Labour Institute, Chennai was formally inaugurated in the year 1965 by the then Hon'ble Chief Minister of Tamil Nadu Shri M. Bhaktavatsalam in the presence of the then Hon'ble Union Labour Minister Shri D. Sanjivayya. It serves the southern states and union territories of the country namely Tamil Nadu, Karnataka, Andhra Pradesh, Telangana, Kerala, Puducherry, Lakshadweep and Andaman & Nicobar Islands. Regional Labour Institute, Chennai has been declared as a Centre of Excellence in Safety in Construction and Automobile Industries.

2. Regional Labour Institute, Faridabad

The Regional Labour Institute, Faridabad, was inaugurated on 10th February, 2009 by the then Hon'ble Union Minister of State for Labour & Employment (Independent Charge) Shri Oscar Fernandes

to serve the northern states and union territories of the country namely Jammu & Kashmir, Ladakh, Haryana, Punjab, Himachal Pradesh, Chandigarh and Delhi. Regional Labour Institute, Faridabad has been declared as a Centre of Excellence in Safety in MSME and Chemical Process Industries.

3. Regional Labour Institute, Kanpur

The Regional Labour Institute, Kanpur was inaugurated on 6th July, 1966 by the then Hon'ble Chief Minister of Uttar Pradesh Shrimati Sucheta Kripalani. The institute serves the northern states of Rajasthan, Uttar Pradesh, Uttarakhand, Madhya Pradesh, and Chhattisgarh. Regional Labour Institute, Kanpur has been declared as a Centre of Excellence in Sugar and Power Generating Industries.

4. Regional Labour Institute, Kolkata

The Regional Labour Institute, Kolkata was inaugurated in the year 1965 by the then Hon'ble Union Labour Minister Shri D. Sanjivayya at a function presided over by Shri P.C. Sen, the then Hon'ble Chief Minister of West Bengal. The institute serves the eastern and north-eastern states of the country namely West Bengal, Bihar, Jharkhand, Orissa, Assam, Tripura, Sikkim, Meghalaya, Nagaland, Mizoram, Manipur and Arunachal Pradesh. Regional Labour Institute, Kolkata has been declared as a Centre for Excellence in Safety in Ferrous & Non-Ferrous Metals and Paper Industries.

Inspectorates of Dock Safety

The Dock Workers (Safety, Health and Welfare) Act, 1986 was enacted on 14th April, 1987 and the Dock Workers (Safety, Health and Welfare) Rules, 1989 and Regulations, 1990 were framed under this Act. The Act and Regulations cover the safety, health & welfare aspects of dock worker engaged in loading, unloading & transportation of cargo, including the work incidental to dock work. In addition, the Manufacture, Storage and Import of Hazardous Chemicals Rules, 1989 framed under the Environment (Protection) Act, 1986 are also enforced by DGFASLI in the major ports of India through the Inspectorates of Dock Safety.

Administration of the Act and the Regulations in major ports is carried out by the Ministry of Labour & Employment, through DGFASLI, Mumbai. The Director General is the Chief Inspector of Dock Safety. The Chief Inspector of Dock Safety is also an authority for enforcement of the Manufacture, Storage and Import of Hazardous Chemicals Rules, 1989 framed under the Environment (Protection) Act, 1986 in the major ports.

The above statutes are enforced by the Inspectors posted at Inspectorate of Dock Safety at all the major ports:

1. Inspectorates of Dock Safety, Mumbai
2. Inspectorates of Dock Safety, Kolkata
3. Inspectorates of Dock Safety, Chennai
4. Inspectorates of Dock Safety, Kandla
5. Inspectorates of Dock Safety, Jawaharlal Nehru Port
6. Inspectorates of Dock Safety, Mormugao
7. Inspectorates of Dock Safety, Tuticorin

8. Inspectorates of Dock Safety, New Mangalore
9. Inspectorates of Dock Safety, Cochin
10. Inspectorates of Dock Safety, Visakhapatnam
11. Inspectorates of Dock Safety, Paradip

*Inspectorate of Dock Safety at Ennore is being setup.

The primary function of the Inspectorates is to ensure compliance with the provisions outlined in the statutes. The statutory responsibilities of an Inspector include:

1. Inspecting ships, tankers, loose gears, container-handling equipment, docks, container yards, and terminals.
2. Examining hazardous installations and isolated storages, as well as tanks.
3. Conducting investigations of accidents, both fatal and serious, and dangerous occurrences.
4. Initiating prosecutions against employers.
5. Addressing complaints.
6. Providing advisory services.
7. Organizing safety promotional activities such as training programs, workshops, and safety week celebrations.
8. Prosecuting agencies that violate any provision of the Act and Regulations established under it.

3 Budget

The allocation and expenditure of funds for various constituents of the organization for the year 2022-23 is given below:

Head of Account- 2230.01.102.13.01			
Revenue: Directorate General Factory Advice Service & Labour Institutes(DGFASLI)(in ₹ '000)			
Sl.	Minor head	BE (2022-23)	Total Expenditure
1.	Salaries	233000.00	212045.95
2.	Medical treatment	2400.00	2397.34
3.	Domestic travel expenses	3500.00	3498.53
4.	Office expenses	41700.00	41688.63
5.	Rents, Rates and Taxes	3000.00	2999.32
6.	Other administrative expenses	100.00	99.29
7.	Advertising and publicity	100.00	91.61
8.	Minor works	18500.00	16705.83
9.	Professional services	450.00	449.69
10.	Other charges	100.00	70.75
Total		302850.00	280046.95

Head of Account- 2230.01.102.13.96			
Swachchhta Action Plan (in ₹ '000)			
Sl.	Minor head	BE (2022-23)	Total Expenditure
1.	Office expenses	100.00	97.66
2.	Minor works	100.00	91.16
Total		200.00	188.82

Head of Account- 4250.00.201.19.04			
Capital: DGFASLI and Inspectorates of Dock Safety (in ₹ '000)			
Sl.	Minor head	BE (2022-23)	Total Expenditure
1.	Machinery and equipment	27400.00	27285.90
2.	Major works	95900.00	87375.76
Total		123300.00	114661.66

4

Safety & Health Improvement in Factories and Dock Works of Major Ports

4.1 Co-ordination in the Administration of the Factories Act, 1948

The Factories Act, 1948 is the principal and comprehensive legislation of the Parliament, which provides for the requirements concerning safety, health and welfare amenities needed by workers employed in factories. The provisions of the Act are applicable to the factories as defined under Section 2m (i), 2m (ii) or notified under Section 85 of the Act by the State Governments.

The Ministry of Labour & Employment is accountable to the Parliament for proper enforcement of the Act. Uniformity in the application of the provisions of the Act in the State/Union Territories is achieved by circulating the Model Rules prepared by DGFASLI, which are incorporated by states in their State Factories Rules with necessary modifications to suit local needs. In the task of framing of the Model Rules, the DGFASLI, on behalf of the Ministry of Labour & Employment, enlists the cooperation and involvement of the State Governments by convening annually a Conference of Chief Inspectors of Factories. Matters relating to the administration of the Act as well as proposed amendments are discussed in this conference. Besides, this conference also serves as a forum for discussion on latest developments in the field of Occupational Safety and Health.

4.2 During the year 2022, comments/clarifications/replies/materials were prepared on the following matters:

Table 4.1: comments/clarifications/replies/materials prepared

Sl.	Comments/ Clarifications / Replies/ Materials	Nos.
1.	Matters regarding the Factories Act, 1948	6
2.	Matters regarding ILO Conventions/ILO meetings	7
3.	Matters relating to Parliament Questions and Parliamentary Standing Committee on Labour Meetings	67
4.	Matters regarding Court Cases	12
5.	Other Important Matters	307

4.3 Implementation of the Right to Information Act, 2005

- The enactment of Right to Information Act, 2005, is a gateway for citizens to seek information under the control of Public Authority and promote transparency and accountability.
- DGFASLI being one of the Public Authorities, the Central Public Information Officer (CPIO) of the organization received a total no. of 276 applications during the period January to December, 2022. Of these 276 applications, 212 applications were received as transferred under Section 6(3) of the RTI Act, 60 applications were received directly and 4 applications were brought forward from the year 2021.
- All the 276 applications were considered for providing the sought information. Information was provided within the stipulated time frame to 265 applications and 1 application was transferred to other public authorities under section 6(3) of the RTI Act. Among the total applications received, 10 applications were carried forward to next year.
- An amount of ₹265/- was received during the period as application fees and cost of providing information in material form.
- The Appellate Authority of DGFASLI received a total number of 11 appeals during the period. A total of 10 appeals were disposed off within stipulated time frame and 1 appeal was carried forward to next year.

4.4 Administration of the Dock Workers (Safety, Health and Welfare) Act, 1986 and Regulations, 1990 framed thereunder and enforcing the MSIHC Rules, 1989 framed under the Environment (Protection) Act, 1986

The Dock Workers (Safety, Health and Welfare) Act, 1986 and the Regulations 1990 framed there under cover safety, health and welfare aspects of all the workers engaged in dock work, whether in loading or unloading of cargo on board the ship, alongside it or in transit sheds, warehouses or yard etc., within the port premises including those engaged in chipping and painting of ships. These statutes are in line with the ILO Convention No. 152 on Occupational Safety and Health (Dock Work).

Administration of the Act and the Regulations in major ports is carried out by the Ministry of Labour & Employment, through DGFASLI, Mumbai. The Director General is the Chief Inspector of Dock Safety appointed under the Act. The Chief Inspector of Dock Safety is also an authority for enforcement of the Manufacture, Storage and Import of Hazardous Chemicals Rules, 1989 framed under the Environment (Protection) Act, 1986 in the major ports.

The above statutes are enforced by the Inspectors posted at Inspectorate of Dock Safety at all the major ports viz. Mumbai, Kolkata, Chennai, Kandla, Mormugao, New Mangalore, Cochin, Tuticorin, Visakhapatnam, Paradip and Jawaharlal Nehru Port except Ennore where the Inspectorate is being set up. Presently, the enforcement in this Port is carried out by the Inspectors posted in the Inspectorate Dock Safety, Chennai.

The main function of the Inspectorates is to ensure the compliance with the provisions under the statutes. The statutory responsibilities of Inspector include inspection of ships, tankers, loose-gears,

container-handling equipment, docks, container-yard and terminal, hazardous installations and isolated storages, tanks; carrying out the investigation of accidents (fatal and serious) and dangerous occurrences; prosecution of employers, attending to complaints, providing advisory services and conducting safety promotional activities like training programmes, workshops, celebration of safety week etc. The Inspectorate also prosecutes the agency responsible for violation of any provision of the Act and Regulations framed there under.

4.5 Safety Week Celebrations and Dock Safety Committee Meetings

During the year 2022, Safety Week Celebrations were held at the Ports of Mumbai, Kolkata, Paradip, Visakhapatnam, Kochi, New Mangalore, J. N. Port, and Tuticorin. A total of 36 Safety Weeks Celebrations were held during the period. Various safety promotional activities like safety poster competitions, safety quiz contest, first-aid and firefighting demonstrations and appreciation programmes were organized during the occasions for the benefit of dock workers and their families

During the year 2022, a total of 15 Dock Safety Weeks were observed and 35 Dock Safety Committee Meetings were held at all the 11 major Ports - Mumbai, Kolkata, Chennai, Kandla, Mormugao, Tuticorin, New Mangalore, Cochin, Visakhapatnam, Paradip and Jawaharlal Nehru Port. Port-wise details of Safety Week Celebrations and Dock Safety Committee Meetings are given in Table. 9.8.

4.6 Studies and Surveys

National and state level Studies and Surveys are conducted by DGFASLI in its efforts towards helping the Government to ascertain the status of working conditions, safety and health in factories and docks, and to formulate the appropriate standards for inclusion in statutes. During 2022, the two national studies that were under progress are National Study on Health Issues of Textile Workers and Major Accident Hazards Control System in Factories.

Unit Level Consultancy Studies, Surveys and Audits are undertaken at the request of the management and reports are submitted for implementation of the recommendations for further improvement in factories concerned. The details of Unit level consultancy studies and audits undertaken during the year 2022 are given in Table 4.2.

Table 4.2-Unit-level Consultancy Studies, Surveys and Audits undertaken during 2022

Sl.	Title	Started in 2022	Completed in 2022
1.	Assessment of Workplace Environment	3	3
2.	Compressor Breathing Air Quality Testing	3	2
3.	Industrial Hygiene Monitoring Study	-	2
4.	Safety Audit	9	-
5.	Ventilation Study	1	-
6.	HAZOP Study	1	-
7.	Drone Pilot Study	1	-
Total		18	7

Abstract of some of the OSH Studies, Audits & Surveys conducted by DGFASLI

National Study on Major Accident Hazards Control System in Factories

National study on 'Major Accident Hazards Control System in Factories' is being conducted by the DGFASLI for the first time in India as per approved terms of reference. Details of Major Accident Hazard factories are being collected from respective Chief Inspector of Factories (CIF)/Directorate of Industrial Safety and Health (DISH) of all States/UTs of the country. So far, details of MAH factories from 25 States/UTs have been received.

The Objectives of said National study are given below:

- i. To understand, collect and analyze data pertaining to Major Accident Hazards Control System in Factories
- ii. To ensure legal compliance with respect to major components of Major Accident Hazards Control System in Factories
- iii. To conduct gap analysis and to suggest measures for removing gaps and ensuring compliance
- iv. To ensure best practices of safety and health at workplace in MAH factories

Study of Breathing Air Quality of Compressor (CLI, Mumbai)

A study of Breathing Air Quality of Compressor was conducted at Shipping Industry by CLI, Mumbai to measure the concentration level of carbon dioxide, carbon monoxide, oil mist, odour, relative humidity, temperature etc. of the compressor air. It was found that all the parameters were well within their limit as per IS 9623-2008 specification. It was suggested that while compressor is in operating condition, nearby area shall be free from dust/smoke.

Study of Breathing Air Quality (CLI, Mumbai)

A study of Breathing Air Quality was conducted by CLI, Mumbai at Potassium superoxide granules based SCSR manufacturing Industry in Gujarat to measure the concentration level of carbon monoxide. It was found that concentration of carbon monoxide was well within its limit as per IS 9623-2008 specification. No recommendation was suggested to the industry.

Work Zone Monitoring Study (CLI, Mumbai)

The objective of the study was to measure the prevailing levels of airborne concentration of graphite dust and glass fibre dust, at various work stations in the manufacturing areas and to identify the health hazards generated from the workplace. Personal exposure of workers was evaluated to suggest remedial measures to make the working environment congenial and conducive. Suitable control measures were suggested to reduce the risk associated with chemical health hazards. Though values were within the limit of TLV or PLE limit, several recommendations were made to improve the work environment further.

Safety Audit at Paper Mill Factory in Odisha (Regional Labour Institute, Kolkata)

The objective of Safety Audit was to critically examine the Safety system in that plant. The main focus has been to recommend and improve the Safety system as applicable by the Safety Statutes, Codes,

Standards and Norms. The Audit was aimed to highlight the strength and weakness of the system on both the Management and Technical Aspects of Safety and Health Administration and impress upon the need for improvement on the Safety Standards

In the plant, reporting of near misses, first aid cases and accidents by the workers has been improved over the years which has resulted into reduction of first aid cases drastically and achieved zero reportable accident. It is advice to strengthen and to display accident data et prominent places. Advised for refresher training and trainers training programmes for top functional heads on Safety and Health are to be conducted periodically. It is also advised, apart from the existing inspection and maintenance system, the plant/equipment wise maintenance program on various sections/department etc is to be ensured. Though the plant is creating awareness on "5S" standard, still good housekeeping standard is a must in the old plant side Road Traffic Management System needs improvement for regulation of road traffic

The Work Permit for different operations needs to be followed strictly as per the system requirement Periodic mock drills on emergency preparedness by plant are being conducted involving various Govt. authorities and members of District Crisis Group as observers their Suggestions for Emergency preparedness complied Maintenance of Occupational Health Cana First Aid Boxes and Welfare facilities like canteen drinking water, washing areas and toilet are to be given periodic attention for maintaining hygienic conditions

Work Environment Monitoring Study (Regional Labour Institute, Chennai)

Work environment monitoring (WEM) study was conducted with the objectives to assess the airborne concentrations of certain contaminants like Acetic Acid, Ammonia, Carbon Monoxide, Nitric Acid, Sodium Hydroxide, Sulphur Dioxide, Nickel Oxide and Manganese Dioxide etc. The factory manufactures automotive emission catalytic converters for vehicle exhaust emission control these consist of special combinations of precious metals viz., Platinum, Palladium. Rhodium and others metals like, Nickel. Manganese, etc.

After meticulous survey of work area, more prone to contaminate the work area were selected and sampling for the selected airborne contaminants was performed. Estimation of contaminants level reveals that the studied contaminants concentrations are below the limits as per the limits prescribed in the schedule-41 of the Factories Act-1984. Nickel Oxide for which permissible exposure limit is not prescribe in schedule-II of the Factories Act-1984, TLV by ACGIH compared and complies with. Further, to improve health and safety practices in the work area, general recommendations with regard housekeeping, Hazard labelling, certain work specific recommendations and selection of proper PPES and its effective use of has been suggested

Safety Audit at Steel Plant in Tamil Nadu (Regional Labour Institute, Chennai)

Safety audit was carried out at a Steel Plant covering the areas such as Steel Melting shop, Hot Rolling mill Cold Rolling Mill-1. Cold Rolling Mill-2, LPG Installation, Boiler and Compressor House, Furnace Oil

Tank, Open Scrap Yard, Re-circulation water pump House, Make up water Receiver, Electrical Substation, DG Sets, Fire Stations, Canteens and other Welfare facilities. The report covers the detailed methodology Safety organization, Safety and Health Education and Training, Hazard Identification and control system, Plant Safety Inspections and Emergency Action Plan, Medical Examination of the Plant, Observation, Findings and summary of recommendations. Each of the management and Technical elements were audited. The Safety Committee should meet at least once in 3 months so that the safety issues at hand are discussed immediately and the recommendations of the Safety Committee are implemented at the earliest in time bound programme and the plant Management should focus more attention to execute the follow up action on the points appearing repeatedly at every meeting of the Safety Committee.

4.7 Education and Training

DGFASLI organizes professional programmes, short duration (1 or 2 days) training programmes, half-day online training programmes, seminars, workshops, in-plant training programmes, appreciation & promotional programmes etc. for the benefit of industries, ports, enforcement officials, etc.

4.7.1 Professional Programmes: To fulfill the need of qualified Safety Officers, and Factory Medical Officers in the industry, DGFASLI organization conducts one-year “Advanced Diploma in Industrial Safety” (ADIS) Course and three-month “Associate Fellow of Industrial Health” (AFIH) Certificate Course. Besides other programmes, DGFASLI also conducts Four-Week Certificate Course for Supervisors to be employed in Hazardous Process Industries, Three-week Basic course for the freshly recruited Inspectors of Factories and a Two-week Refresher course for the experienced Senior Inspector of Factories and other specialized courses in the emerging field of Occupational Safety and Health. The details of Professional Programmes conducted by DGFASLI during the year 2022 are as given in Table 4.3

Table 4.3: Professional Programmes conducted during 2022

Programme	Institute	No. of Participants	No. of Organizations
Professional Programmes			
1. Advanced Diploma in Industrial Safety	CLI, Mumbai	26	18
2. Advanced Diploma in Industrial Safety	RLI, Chennai	47	44
3. Advanced Diploma in Industrial Safety	RLI, Faridabad	50	44
4. Advanced Diploma in Industrial Safety	RLI, Kanpur	44	43
5. Advanced Diploma in Industrial Safety	RLI, Kolkata	43	36
Total		210	185
1. Associate Fellow of Industrial Health*	CLI, Mumbai	71	71
2. Associate Fellow of Industrial Health*	RLI, Chennai	49	49
3. Associate Fellow of Industrial Health*	RLI, Faridabad	34	32
4. Associate Fellow of Industrial Health*	RLI, Kanpur	13	13
5. Associate Fellow of Industrial Health*	RLI, Kolkata	35	35
Total		202	200

*Course started in November 2021 and completed in February 2022

4.7.2 Specialized Training Programmes are conducted for identified target groups such as Inspectors of Factories, Senior Managers, Safety Officers, Factory Medical Officers, Supervisors, Trade Union Officials and Safety Committee members from Industry. Basic Course for newly recruited inspectors of factories is conducted to impart technical knowledge and skills in the field of safety and health. In view of the need for inspection of specific industries and Major Accident Hazards units, specialized courses are also conducted for Senior Inspectors. Some of the programmes are exclusively conducted for the union-leaders where joint participation of management personnel and union representatives from industries are the special features of some programmes.

Table 4.4: Long duration (3 or more days) programmes conducted during 2022

Sl.	Title	Coordinating body	No. of Participants	No. of Organizations
1.	Role of effective participation in improving Safety & Health at workplace	CLI, Mumbai	24	2
2.	Effective participation Skills in SHE	CLI, Mumbai	41	2
3.	Safety in scaffolding	RLI, Kolkata	7	4
4.	Industrial Safety Management to reduce injuries & accidents at workplace	CLI, Mumbai	10	6
5.	Major Accident Hazards Control in Factories (2 prog.)	CLI, Mumbai	54	29
6.	Effective communication – A tool for improving OSH at workplace	CLI, Mumbai	20	6
7.	Management of Hazardous Substances in factories	CLI, Mumbai	33	19
8.	Onsite Emergency Preparedness in Factories	CLI, Mumbai	35	21
9.	Internal Safety Audit	RLI, Kolkata	8	6
Total			232	95

4.7.3 Seminars and Workshops

Seminars and Workshops are organized on the basis of findings and recommendations of various national studies; unit level studies and surveys; and issues and priorities of national concern. They are organized to enhance the skills of the participants in dealing with matters connected to safety, health, productivity and environment etc. These seminars & workshops provide platform for discussing various

issues related to safety and health; and recommend National level/State level/Unit level action plan in respective area of concern. The details of seminar and workshops conducted by DGFASLI during the year 2022 are given in table 4.4.

Table 4.5 – Seminars and Workshops (online) conducted in 2022

Sl.	Title	Coordinating body	No. of Participants	No. of Organizations
1.	One-day Online National Seminar on "Fire Safety in Factories, Construction and Dock Works"	CLI, Mumbai	243	1
2.	Training workshop on Occupational Health Audit for Factory Medical Officers	CLI, Mumbai	22	22
3.	3-day workshop on Pneumoconiosis and ILO Radiographs	CLI, Mumbai	31	14
4.	"Three Days Workshop on Basic Life Support and Recent Changes in First Aid Procedures"	RLI, Kanpur	30	30
Total			326	67

Details of some of the online seminar/workshop/conference organised by DGFASLI:

Basic course for Inspectors of Factories

The 10-days basic course is organized for the recently hired Inspectors of Factories to familiarize them with the rules and regulations specified under the Factories Act, 1948. The Basic Course is designed to provide the Inspectors with a comprehensive understanding of the provisions and requirements of the Act. During the training, the Inspectors are educated on various aspects of the Factories Act, such as the safety measures that need to be implemented in factories, the working conditions that must be ensured for the workers, and the measures to be taken in case of accidents or mishaps in the factory premises. Additionally, they are also given insights into the legal procedures and documentation that must be followed in the process of factory inspections. The training program is a crucial step in ensuring that the newly recruited Inspectors are equipped with the knowledge and skills necessary to enforce the provisions of the Factories Act effectively. The aim is to ensure the safety and well-being of workers employed in factories and to ensure that the factories are in compliance with the various requirements specified under the Factories Act, 1948.

During the year 2022, the 10-days basic course for Inspector of Factories was held at DGFASLI from 01.08.2022 to 12.08.2022 with total participation of 39 Inspectors of Factories from 10 States/UTs.





National Conference on “Occupational Safety & Health in Construction Industry”

The Regional Labour Institute, Chennai organised and conducted a National Conference on Occupational Safety and Health in Construction Industry” in collaboration with Confederation of Real Estate Developers’ Associations of India (CREDAI) and Madras Management Association (MMA). Dr. R. K. Elangovan, Director General, DGFASLI, Mumbai was the chief guest at the function. The other dignitaries present on this occasion were Gp Capt. R. Vijayakumar (Rtd.) VSM, Shri C.V. Subba Rao, Chola MS Risk, Shri T. Padam Dugar and Shri G.P. Nijalingappa, Director (Safety), RLI, Chennai. The conference was attended by 281 delegates. The conference highlighted on the importance of Occupational Safety and Health in Construction Industries and application of knowledge at workplace to attain the highest productivity preserving human life and environment.

National Workshop on “Occupational Safety and Health in Dock Work”

DGFASLI, in collaboration with Chennai Port Trust and Kamarajar Port Limited, Ennore, Chennai, organised a National Workshop on “Occupational Safety and Health in Dock Work” through online Mode on 12.03.2022 during Iconic Week Celebrations under Azadi Ka Amrit Mahotsav. Dr R.K. Elangovan, Director General, DGFASLI, as the chief guest at the workshop, deliberated on various aspects of OSH in dock works and emphasized on various causes of accidents in Dock Work. He elaborated on the initiatives by Ministry of Labour and Employment, Govt. of India to rationalize the OSH practices in Dock Works in line with the changes in work practices and technological advancement across the globe.

In this National Workshop, the following speakers shared their expertise in different aspects of Dock Safety and Health at Dock work:

- i. Dr Tsuyoshi Kawakami, Sr. Specialist on OSH, ILO, New Delhi, elaborated on “Practical application of ILO OSH Standards- Experience in South Asia”
- ii. Shri G.P. Nijalingappa in his presentation discussed on salient features of statutory provisions of the Dock Workers Safety, Health and Welfare Act, 1986 and Regulations, 1990
- iii. Dr. I. Arul Raj, Safety Officer, VO Chidambaram Port Trust, Tuticorin discussed on the aspects of Safety in Cargo Handling
- iv. Shri K. Kathirvan, Safety Officer, Chennai Port Trust deliberated on various aspects of Transport Safety in Dock Work.

This National Workshop was attended by a total of 440 delegates from across the globe, Stevedore organisations from various ports and different Technical Institutes.

Short Term Training Programme for Domestic and Household Workers

One-day Short Term Training Programme (STTP) for Domestic and Household Workers was organised on 12.01.2023 by Dattopant Thengadi National Board for Workers Education and Development (DTNBWED), Regional Directorate, Mumbai at Prabhat Colony Municipal School Auditorium, Santacruz (E), Mumbai presided by Shri. C. M. Jagtap, Zonal Director (West Zone) Incharge of DTNBWED. An Additional Assistant Director (Safety) from DGFASLI, Mumbai delivered talk on "Safety in household work" in the programme. The training programme was attended approximately 100 participants, all women workers.



National Seminar on Occupational Health and Diseases

An online National seminar on "Occupational Health and Diseases was organized on 7 March, 2022 with the following objectives:

- i. To exchange experience and ideas regarding new approaches, methods & strategies towards prevention of occupational diseases.
- ii. To promote occupational health practices in the workplace.
- iii. To share best practices on occupational health services at workplace.
- iv. To promote closer interaction among OSH stakeholders and government functionaries.

This seminar is primarily designed for factory medical officers, certifying surgeons, occupational health practitioners, occupational health nurses general medical practitioners, occupational health specialists, academicians, under graduate and post graduate medical students, industrial hygienists.

The topics covered were:

- i. Heat Stress and Its Management
- ii. Basic Occupational Health Services (BOHS)
- iii. Medical Management of Radiation Exposure at workplace
- iv. Occupational Health Risk Reduction Strategies with Case Studies
- v. Occupational Health Surveillance and Biomonitoring
- vi. Occupational Lung Diseases

The seminar was inaugurated by Dr. R. K. Elangovan, Director General, DGFASLI, Mumbai. Technical sessions on different aspects of occupational health and diseases were discussed by eminent experts in the field of occupational health. The program was attended by a total of 560 delegates from more than 300 industries.

National Seminar on Fire Safety in Factories, Construction and Dock Work

A one-day National Seminar on Fire Safety in Factories, Construction and Dock Work was organized on 9th March, 2023 in CLI, Mumbai with the objective:

- i. To exchange experience and ideas regarding new approaches, methods & strategies towards fire safety.
- ii. Gap analysis and to find out measures for removing gaps with fire safety.
- iii. To share best practices on fire safety and related issues.
- iv. To promote closer interaction among OSH stakeholders and government functionaries
- v. To discuss adequate preventive and control techniques

The seminar was attended by 243 participants. The seminar was divided into five technical sessions eminent speakers from the Industries and academic Institutions shared the knowledge and experiences in the technical session. The seminar presented the participants the knowledge to prevent the fire hazards and also the control techniques in fire prevention. The seminar was ended with concluding address by Dr. R. K. Elangovan, Director General, DGFASLI, Mumbai.

4.7.4 1 or 2 days Duration Training Programmes/Half-day online Training Programmes: DGFASLI organizes 1 or 2 days training programmes for the benefit of supervisors, workers, and workers' representatives from factories. Such programmes are organized in the field of Safety, Health, Hygiene, Psychology, etc. Owing to Covid-19, instead of physical classes, DGFASLI conducted a number of half-day online training programmes. The details of Half-day online training programmes conducted during the year 2022 are given in Table 4.5

Table 4.5: Half-day online Training Programmes conducted during 2022

Sl.	Programme	Institute	No. of participants	No. of organizations
1.	Personal Protective Equipment – Foot & Leg Protection	CLI, Mumbai	4	4
2.	Management of Chemical Hazards in Industries	CLI, Mumbai	7	3
3.	Monitoring and control of physical hazards at workplace	CLI, Mumbai	1	1
4.	Accident prevention and Loss Control Programme	CLI, Mumbai	1	1
5.	Occupational Hazards and their Control at Workplace	CLI, Mumbai	2	2
6.	Measures for prevention and control of Major accidents in Factories	CLI, Mumbai	5	5
7.	Safety in Mechanical Handling and Storing of Materials	CLI, Mumbai	1	1
8.	Statutory provisions related to Accidents & Dangerous Occurrences under the Factories Act, 1948	CLI, Mumbai	3	2
9.	Major Accident Hazards Control	CLI, Mumbai	24	1
10.	Onsite Emergency Preparedness	CLI, Mumbai	9	1
11.	Hazardous & Safety Provisions: Working At Height	RLI, Faridabad	1	1
12.	Safety & Health management in industries	RLI, Faridabad	1	1
13.	Occupational Health & Safety Audit as per IS:14489- Elements, Methodology & Report Writing	RLI, Faridabad	5	5
14.	Accident reporting and investigation	RLI, Faridabad	4	4
15.	Safe Guarding of Machines	RLI, Faridabad	9	4
16.	Occupational Safety And Health Managements System in Industries	RLI, Faridabad	5	5
17.	Effective participation for promotion of Safety, Health & Welfare culture in industries	RLI, Faridabad	16	4
18.	Accident reporting and investigation	RLI, Faridabad	4	4

19.	Safety Audit	RLI, Kanpur	7	7
20.	Safety Working in machinery	RLI, Kanpur	3	3
21.	Occupational injury and illness Classification System	RLI, Kanpur	5	5
22.	Occupational Health & Safety management system	RLI, Kanpur	6	6
23.	Role and Responsibility of Safety Officer	RLI, Kolkata	3	2
24.	Importance of Management Information System in SHE	RLI, Kolkata	1	1
25.	Safe Handling of Chlorine Gas	RLI, Kolkata	2	2
26.	Personal Protective Equipments	RLI, Kolkata	2	2
27.	Fall Prevention & Protection at Workplace	RLI, Kolkata	4	4
28.	OHS Policy	RLI, Kolkata	2	2
29.	Injury Prevention during Manual Handling	RLI, Kolkata	14	3
30.	Importance of Safety Audit in Industries	RLI, Kolkata	24	5
31.	Importance of Safety Audit in Industries	RLI, Kolkata	24	5
32.	Evaluation of Chemical Hazards at Chemical Works	RLI, Kolkata	2	2
33.	Work Environmental Hazards in Industries	RLI, Kolkata	3	3
34.	Occupational Safety and Health in MSMEs	RLI, Kolkata	4	4
35.	Safety in Work at Height	RLI, Kolkata	7	6
36.	Transport Equipment Hazards and its prevention in Industries and Major Ports	RLI, Chennai	9	2
37.	Accident causation and Analysis	RLI, Chennai	4	4
38.	Safety Inspection at Workplace	RLI, Chennai	3	3
39.	Work permit System in Industries	RLI, Chennai	5	5
40.	Understanding Industrial Dust Exposure at workplaces	RLI, Chennai	4	4
41.	Occupational Health Practices for Paramedics at OHC	RLI, Chennai	7	7
42.	Excavation Safety at Construction Site	RLI, Chennai	2	2
43.	System Reliability and Safety Analysis at Industries	RLI, Chennai	2	2
44.	Safe use of Lifting Appliances & Loose Gears at Construction Sites	RLI, Chennai	5	5
45.	Safety Measures with Pressure Plant and Vessels	CLI, Mumbai	2	2
46.	Ergonomics in Designing of Workstation	CLI, Mumbai	2	2
47.	Work Environmental Monitoring In Industries	CLI, Mumbai	3	3
48.	Personal Protective Equipment – Fall Prevention	CLI, Mumbai	7	7

49.	Assessment of Work Environment Chemical Exposure	CLI, Mumbai	4	4
50.	Hazard Identification and Risk Assessment	CLI, Mumbai	1	1
51.	Mechanical Hazards and their prevention & control measures	CLI, Mumbai	3	3
52.	Occupational Safety and Health Audit in Industries	CLI, Mumbai	9	9
53.	Electrical Safety at the Workplace	CLI, Mumbai	20	4
54.	Management of Physical and Chemical hazards in Industries	CLI, Mumbai	5	5
55.	Management of Heat stress and ventilation in Industries	CLI, Mumbai	3	3
56.	Offsite Chemical Emergency Planning	CLI, Mumbai	6	2
57.	Management of Hazardous substances	CLI, Mumbai	28	6
58.	Design & Implementation of Safety Management System	RLI, Faridabad	3	3
59.	Safety Audit	RLI, Faridabad	13	8
60.	Safety Provision under The Factory Act,1948	RLI, Faridabad	9	4
61.	Accident reporting and investigation	RLI, Faridabad	10	9
62.	Safety in Material Handling in Industries	RLI, Faridabad	2	1
63.	SHE Policy & Safety Provisions under The Factory Act,1948	RLI, Faridabad	3	2
64.	Occupational Safety, Health and Working condition in industries	RLI, Kanpur	3	3
65.	Prevention of eye injury and illness at workplace	RLI, Kanpur	6	6
66.	Occupational health practices for nurses & medical assistants working in occupational health centre	RLI, Kanpur	31	25
67.	Safety in Material Handling	RLI, Kanpur	37	33
68.	Injury Prevention and Loss Control	RLI, Kanpur	23	1
69.	Effective Toolbox Talks	RLI, Kolkata	5	5
70.	Industrial Gas Cylinder - Hazards and its Prevention	RLI, Kolkata	5	4
71.	Safe Work Procedure at Workplace	RLI, Kolkata	9	4
72.	Role of Safety Officer in Safety Management System	RLI, Kolkata	7	3
73.	Plant Safety Inspection	RLI, Kolkata	3	2
74.	Occupational Safety & Health at Building and other Construction Works	RLI, Kolkata	2	2
75.	Prevention and Control of Hazards in Coal Handling Factories	RLI, Kolkata	4	3
76.	Internal Safety Audit in Industries	RLI, Kolkata	13	9

77.	Fire Prevention & Control Measures in Industries	RLI, Kolkata	8	7
78.	Applied Ergonomics	RLI, Kolkata	3	3
79.	Prevention and control of Hazards in Construction Industries	RLI, Kolkata	1	1
80.	Occupational Safety and Health in Metal Industry	RLI, Kolkata	6	6
81.	Accident Reporting & Investigation	RLI, Kolkata	20	18
82.	Basic crane and rigging safety	RLI, Chennai	9	8
83.	Safety Leadership in Industries	RLI, Chennai	9	5
84.	PSM Audit	RLI, Chennai	7	5
85.	Hazard Identification and Risk Assessment at Construction Site	RLI, Chennai	5	5
86.	Personal Protective Equipment	RLI, Chennai	4	4
87.	OHS in Confined Space	CLI, Mumbai	23	7
88.	Disaster Management in Chemical Industries	CLI, Mumbai	24	11
89.	Safety in Chemical Industries	CLI, Mumbai	24	9
90.	Accident reporting investigation and analysis	RLI, Faridabad	14	11
91.	Basic Occupational Health Services in Industries and Ports	RLI, Kanpur	21	14
92.	Role and Responsibilities of Health Professionals in Industrial Emergency Preparedness	RLI, Kanpur	24	19
93.	Types of Hazards & Its Preventive Measure	RLI, Kolkata	30	30
94.	Safety with Scaffold	RLI, Kolkata	40	16
95.	Hand and Power Tools	RLI, Kolkata	21	16
96.	Basic Introduction to Occupational Health Hazards	RLI, Kolkata	29	29
97.	Electrical Safety at Construction Industry	RLI, Kolkata	40	28
98.	Medical Response to Fire Disaster/ Explosions	RLI, Kolkata	30	30
99.	Accidents Prevention By Good Housekeeping	RLI, Kolkata	31	8
100.	Safety in Manual Handling & Storage	RLI, Kolkata	20	19
101.	Warehouse Safety	RLI, Kolkata	28	12
102.	Occupational Safety & Health in Thermal Power Plants	RLI, Kolkata	43	36
103.	Safety with Transport Equipment	RLI, Kolkata	28	13
104.	Occupational Health & Safety Audit as per IS: 14489:2018	RLI, Chennai	42	27
105.	Offsite Chemical Emergency Planning in	CLI, Mumbai	24	11

	Industries			
106.	Major Accident Hazards Control in Factories	CLI, Mumbai	21	8
107.	Enhancing Safety Through Effective Leadership & Communication	RLI, Faridabad	38	9
108.	Management of Hazardous Substances in Industries	CLI, Mumbai	26	6
109.	Hazard Identification, Risk Assessment and Control Measures	RLI, Kolkata	27	17
110.	Slings & Hoisting Safety in Industries and Ports	RLI, Chennai	26	6
111.	Fork Lift Safety	RLI, Chennai	23	17
112.	Prevention of Occupational Lung Diseases and ILO Radiography System	RLI, Kanpur	20	20
113.	Onsite Emergency Preparedness in Chemical Industries	CLI, Mumbai	24	13
114.	Management of Work Environmental Hazards in Industries	CLI, Mumbai	19	11
115.	Accident Reporting Investigation and Analysis	RLI, Kolkata	20	14
116.	Safety with Hand and Portable Power Tools at Workplaces	RLI, Chennai	20	13
117.	Ergonomics and Safe Manual Material Handling	RLI, Chennai	23	13
118.	Techniques of Accident Investigation and report writing for Manufacturing Industries	RLI, Chennai	60	3
119.	Role & Function of Safety Committees	RLI, Faridabad	20	4
120.	Investigation and Prevention of Accident in Factories and Docks	RLI, Chennai	23	12
121.	Work Permit System and Lock Out/ Tag Out	RLI, Chennai	26	20
122.	Qualitative and Quantitative Risk Analysis in Industries & Construction sites	RLI, Chennai	27	17
123.	Safety Audit as per IS:14489:2018	RLI, Chennai	37	24
124.	Safety in Confined Spaces	RLI, Kolkata	25	13
125.	Internal Safety Audit for Factories	RLI, Kolkata	40	35
126.	Permit to Work and Lock Out Tag Out System in Factories	RLI, Kolkata	24	12
Total			1714	1018

4.7.5 Need Based In-Plant Training Programmes: On the request of management, CLI and RLIs conduct in-plant need based training programmes for the benefit of cross-section of personnel from respective units. These programmes are designed after proper identification of needs of the defined target groups through preliminary discussions with the management. The details of need based in-plant Training Programmes conducted during the year 2022 are as given in Table 4.6

Table 4.6: Need based in-plant Training Programmes conducted during 2022

Sl.	Programme	Institute	No. of participants	No. of organizations
1.	Behaviour Based Safety at M/s Rohan Builders (India) Pvt. Ltd, Pune	RLI, Faridabad	371	1
2.	In-plant training programme on OSH at M/s Rohan Builders (India) Pvt. Ltd, Pune	RLI, Faridabad	57	1
3.	Behavior Based Safety at JNSPST, Singrouli	RLI, Kanpur	28	1
Total			456	3

4.7.6 Appreciation and Promotional Programmes: Each of the Labour Institutes at Mumbai, Chennai, Faridabad, Kanpur and Kolkata has an Industrial Safety Health and Welfare Centre, where half-day appreciation programmes are conducted. Appreciation Programmes are also conducted at various laboratories and divisions of the organization. The details of appreciation and promotional programmes conducted during the year 2022 are given in Table 4.7

Table 4.7: Appreciation and Promotional Programmes conducted during 2022

Sl.	Programme	Institute	No. of Programmes	No. of Participants	No. of Organizations
1	Visit to Safety Centre, CLI, Mumbai	CLI, Mumbai	1	40	1
2	Visit to OSH Exhibition Centre for ADIS students from Smt. JSK Business School, Dadar, Mumbai	CLI, Mumbai	1	20	1
3	Visit to OSH exhibition Centre by 'PG in Labour Studies' course students from LNML Maharashtra Institutes of Labour Studies, Parel Mumbai	CLI, Mumbai	1	45	1
4	Visit to OSH Exhibition Centre for ITI students from Don Bosco School, Kurla, Mumbai	CLI, Mumbai	7	239	1
5	Visit to OSH Exhibition Centre for participants from 3-days training Prog. conducted by ST/P Div.	CLI, Mumbai	1	22	1
6	Appreciation programme for the students of V. Ramakrishna Polytechnic College, Chennai	RLI, Chennai	1	34	1
7	Appreciation programme for the students of Sree Balaji College of Nursing, Chromepet, Chennai	RLI, Chennai	2	66	1
8	Appreciation programme on Personal Protective Equipment	CLI, Mumbai	1	28	1
9	Appreciation programme on Safety, visit to Machine Guarding Section & Asbestosis and Silicosis centre	RLI, Faridabad	1	14	1

10	Appreciation programme on Safety, visit to Machine Guarding Section & Asbestosis and Silicosis centre	RLI, Faridabad	1	4	1
11	Appreciation programme for students of EEE from V. Ramakrishna Polytechnic College, Chennai	RLI, Chennai	1	33	1
12	Concept of Industrial Hygiene in workplace.	CLI, Mumbai	1	30	1
13	Educational Visit on Occupational Health for Student of HBT Medical College & Cooper Hospital, Mumbai.	CLI, Mumbai	1	53	1
14	Educational Visit & Programme on Principles and Practices of Occupational Health conducted at CLI for Medical Students of LTMMC & Sion Hospital, Mumbai.	CLI, Mumbai	1	14	1
15	Academic Visit of PG students (MD) of AIIMS, New Delhi.	RLI, Faridabad	1	10	1
16	Visit to ISH & W Centres for St. Theresa of Child Jesus School of Nursing, St. Thomas Mount, Chennai	RLI, Chennai	1	37	1
17	Educational Visit on Occupational Health for HBT Medical College & Cooper Hospital, Mumbai	CLI, Mumbai	1	50	1
18	Visit to OSH exhibition Centre by participants of training programme conducted by ST/P Division.	CLI, Mumbai	1	20	1
19	Visit to OSH exhibition Centre by participants of training programme conducted by MAHCA Division.	CLI, Mumbai	1	25	1
20	Visit to Industrial Safety, Health & Welfare Centre for M.A. Chidambaram College of Nursing, VHS Campus, Chennai (DGNM III Year & B.Sc. IV year)	RLI, Chennai	1	57	1
21	Visit to Industrial Safety, Health & Welfare Centre for Tagore College of Nursing, Chennai (B.Sc. (Nursing) Final year)	RLI, Chennai	1	67	1
22	Visit to Industrial Safety, Health & Welfare Centre for Mohamed Sathak A.J. College of Nursing, Chennai. IV year B.Sc. (Nursing), I & II year M.Sc. (Nursing)	RLI, Chennai	1	34	1
23	Academic Visit of a group of 17 MBBS students from ESI Faridabad	RLI, Faridabad	1	17	1
24	Visit to OSH exhibition Centre by participants of Basic course for Factory Inspector conducted by FAS Division	CLI, Mumbai	1	45	1
25	Visit to OSH Exhibition Centre by participants of training programme conducted by MAHCA	CLI, Mumbai	1	33	1

	Division				
26	Visit to Industrial Safety, Health & Welfare Centre – students of Sri Jayendra Saraswathi Institute of Optometry, Sankara Eye Hospital, Pammal, Chennai	RLI, Chennai	1	34	1
27	Visit to Industrial Safety, Health & Welfare Centre – students of Dept. of Community Medicine, SRM Medical Hospital & Research Centre, Chennai	RLI, Chennai	1	8	1
28	Appreciation programme for students of Cooper Hospital and Medical College, Mumbai	CLI, Mumbai	1	60	1
29	Visit to OSH exhibition Centre by students of D Y Patil University, Mumbai	CLI, Mumbai	1	18	1
30	Appreciation programme for students of Cooper Hospital and Medical College, Juhu, Mumbai	CLI, Mumbai	1	64	1
31	Appreciation programme for 2 nd year medical students of ESI	RLI, Faridabad	1	15	1
32	Visit to OSH exhibition Centre by students of Masters in Labour Studies course of Late Narayan Meghaji Lokhande Maharashtra Institute of Labour Studies, Mumbai	CLI, Mumbai	1	40	1
33	Visit to OSH exhibition Centre by students of Don Bosco Industrial training Institute, Mumbai	CLI, Mumbai	1	21	1
34	Visit to OSH exhibition Centre by students of Don Bosco Industrial training Institute, Mumbai	CLI, Mumbai	1	20	1
Total			41	1317	34

4.8 Technical Advice

Technical advice and guidance are provided to industries and port users on various aspects relating to control of hazards, prevention of accidents and occupational diseases, work environment, productivity etc.

4.9 Testing of Personal Protective Equipment (PPE)

The respiratory and non-respiratory Personal Protective Equipment (PPE) testing laboratories at the Central Labour Institute, Mumbai undertake performance tests of canisters, masks, helmets, safety shoes, safety goggles, safety belts, welding glasses etc. The details of Personal Protective Equipment tested during the year 2022 are given in Table 4.8

Table 4.8: Personnel Protective Equipment tested in 2022

Sl.	Equipment	No. of Equipment tested
1.	Safety Helmet	19
2.	Safety Hand Glove	11
3.	Safety Shoe	16
4.	Safety Belt	09
5.	Safety Clothing	02
6.	Dust Mask	29
7.	Breathing Air Cylinder	99

4.10 Talks

The officers of the organization deliver talks on special topics in programmes organized by external organisations to disseminate latest technical information with specific reference to national studies, unit level studies, surveys conducted, etc. Institute-wise details of talks delivered during the year 2022 are given in Table 4.9

Table 4.9: Institute-wise Talks delivered during 2022

Sl.	Institute	Coordinating Body	No. of Talks	No. of Participants	No. of Organizations
1.	Talks on Training of Dock workers	Dock Safety Division, DGFASLI	8	77	30
2.	Talk on 'Machine maintenance and cost of accidents' during a webinar conducted by QCI in association with SII	RLI, Faridabad	1	330	50
3.	Technical Presentation on Safety & PPEs applicable to the workers at Noida organised by M/s Venus Safety & Health Pvt. Ltd.	RLI, Faridabad	2	78	33
4.	Talks on Training for Dock Workers of Syama Prasad Mookerjee Port Trust	Dock Safety Division, DGFASLI	7	92	24
5.	Management System Auditors Meet Organised by BIS, New Delhi	RLI, Faridabad	1	20	20
Total			19	597	157

4.11 DGFASLI website

The DGFASLI website www.dgfasli.gov.in is a source of information on various safety and health related matters. The website contains database on abstract of OSH studies, reports, information on advisory services rendered by DGFASLI in the area of testing of respiratory and non-respiratory personal protective equipment etc. The training programme calendar for all the Labour Institutes, announcement on National Safety Awards & Vishwakarma Rashtriya Puraskar awards, application forms for Associate Fellow of Industrial Health course and Diploma Course in Industrial Safety are available on the website. The website enables users to access other useful websites related to safety and health and get the national directory of organization and profile of agencies engaged in the field of safety and health. The website also contains the text of the Factories Act, 1948 and the Model Rules framed there under and also the Dock Workers (Safety, Health and Welfare) Act, 1986 and Regulations, 1990 etc. Statistics of Factories, Docks, list of Chief Inspectors of Factories and list of Dock Safety Inspectorates are also available on the portal.

5

Safety Awards

To appreciate the contribution made by the factories and docks towards producing quality goods and providing efficient services in safe and healthy conditions, the following awards are given.

5.1 Prime Minister's Shram Awards (PMSA)

The Prime Minister's Shram Awards (PMSA) were instituted in 1985, for the workers (as defined in Industrial Disputes Act, 1947) in recognition of their outstanding contributions in organizations both in public and private sector and who have distinguished record of performance, devotion to duty of a high order, specific contribution in the field of productivity, proven innovative abilities, presence of mind and exceptional courage; and also to the workmen who have made supreme sacrifice of laying down their lives in the conscientious discharge of their duties.

It has been decided from the year 2004 onwards that the private sectors shall also be included within the ambit of Prime Minister's Shram Awards and the workers in the private sector units employing 500 or more workers and engaged in manufacturing and productive processes will be eligible to apply for these awards. The number of awards has been increased from 17 to 33. The awards, in order of sequence are Shram Ratna, Shram Bhushan, Shram Vir/Veerangana and Shram Shri/Devi. The recognition consists of a Sanad and cash award of Rs. Two lakh (1 award), Rs. One lakh (4 awards), Rs. 60,000 (12 awards) and Rs. 40,000 (16 awards) respectively.

5.2 Vishwakarma Rashtriya Puraskar & National Safety Awards

The DGFASLI on behalf of the Ministry of Labour & Employment has been implementing the Vishwakarma Rashtriya Puraskar (earlier known as Shram Vir National Awards) and the National Safety Awards scheme since 1965. These schemes were modified in 1971, 1978 and 2007. The schemes presently in operation are as follows:

- **Vishwakarma Rashtriya Puraskar (VRP):** VRP is awarded in recognition of outstanding suggestions given by a worker or group of workers and implemented by the management during the previous calendar year resulting in improvement in quality, productivity and working conditions such as safety, health and environmental conservation in the industrial undertakings where "Suggestion Schemes" are in operation.

It is designed to give recognition at the national level to outstanding suggestions resulting in

- (I) Higher Productivity
- (II) Improvement in safety and working conditions
- (III) Savings in foreign exchange (import substitution as well as quality and safety of products)
- (IV) Improvement in overall efficiency of the establishments.

The prizes are grouped in three classes:

- (a) Applications ranked 1 to 5 (5 Awards) - Class "A" Awards of Rs.75, 000/- each.
- (b) Applications ranked 6 to 13 (8 Awards) - Class "B" Awards of Rs.50, 000/- each.
- (c) Applications ranked 14 to 28 (15 Awards) - Class "C" Awards of Rs. 25, 000/- each.

These awards are applicable to the workers of Industrial establishments covered under the Factories Act, 1948, the employees covered under the Dock Workers (Safety, Health and Welfare) Act 1986, the Building and Other Construction Workers (Regulation of Employment and Conditions of Service) Act, 1996 and Installations under Atomic Energy Regulatory Board (AERB).

- **National Safety Awards (NSA):** National Safety Awards are given in recognition of outstanding safety performance on the part of the industrial establishments covered under the Factories Act, 1948, the employers covered under the Dock Workers (Safety, Health and Welfare) Act 1986, the Building and Other Construction Workers (Regulation of Employment and Conditions of Service) Act, 1996 and Installations under Atomic Energy Regulatory Board (AERB). The National Safety Awards are given to stimulate and maintain the interest of both the management and the workers in accident prevention programmes.

The awards are given under twelve schemes. Schemes I to X are meant for factories, construction sites and nuclear Installations whereas Schemes XI and XII are for Ports. Shields and Citation Certificates are awarded to Winners and Runners Up.





Awards for the performance year 2018

I. Prime Minister's Shram Awards

The Prime Minister's Shram Awards (PMSA) for the performance year 2018 are to be awarded to 69 workers employed in the Departmental Undertakings & Public Sector Undertakings of the Central and State Governments and Private Sector Units employing 500 or more workers in recognition of their distinguished performance, innovative abilities, outstanding contribution in the field of productivity and exhibition of exceptional courage and presence of mind.

This year the Prime Minister's Shram Awards are given in three categories namely:

- i. Shram Bhushan Awards which carry a cash prize of Rs.1,00,000/- each
- ii. Shram Vir/Shram Veerangana Awards which carry a cash prize of Rs. 60,000/- each
- iii. Shram Shree/Shram Devi Awards which carry a cash prize of Rs. 40,000/- each

For the year 2018, four (4) nominations for the Shram Bhushan Awards, twelve (12) nominations for Shram Vir/Shram Veerangana awards and seventeen (17) nominations for Shram Shree/Shram Devi Awards have been selected. While the total numbers of Shram Awards conferred this year are thirty-three (33), the number of workers receiving the Awards is sixty-nine (69) as some of the awards have been shared by workers and/or teams of workers consisting of more than one worker. Out of the total awardees, forty-nine (49) workers are from the public sector while twenty (20) workers are from the private sector. The awardees include eight (8) women workers.

II. Vishwakarma Rashtriya Puraskar (VRP)

For the performance year 2018, the Vishwakarma Rashtriya Puraskar (VRP) and the National Safety Awards (NSA) were presented by Shri. Bhupender Yadav, Hon'ble Union Minister of Labour and Employment, Environment, Forest, and Climate Change, in the presence of Shri. Rameswar Teli, Hon'ble Minister of State for Labour and Employment and Petroleum and Natural Gas and Shri. Sunil Barthwal, IAS, Secretary (L&E) on 8th March 2022.

In the case of VRP, there are 96 winners in three categories A, B and C for 28 VRP awards selected out of a total of 227 applications received from different industries. The details are as follows:

Sl.	Class	No. of Awards	No. of Awardees
1.	Class 'A'	5	14
2.	Class 'B'	8	26
3.	Class 'C'	15	56
Total		28	96

III. National Safety Awards (NSA)

For the performance year 2018, the total number of NSA winners and runners-up in all the twelve schemes adds up to 141 (80 winners and 61 runners-up) who are selected out of 408 applications received under various schemes.

Table 5.1 - Applications received for Vishwakarma Rashtriya Puraskar and the number of awards given:

Performance Year	Applications Received	Awards
2012	142	28
2013	193	28
2014	199	28
2015	212	28
2016	175	28
2017	197	28
2018	227	28

Table 5.2 - Estimated annual savings resulting from the suggestions

Performance Year	Savings in Indian Currency		Savings in Foreign Exchange	
	Recurring	Non-Recurring	Recurring	Non-Recurring
2012	8,37,70,16,690	5,61,15,000	2,22,69,000	-
2013	6,43,77,70,600	35,48,73,900	68,80,96,665	2,66,01,55,248
2014	57,71,27,000	2,29,14,000	2,27,85,894	2,92,00,830
2015	7,32,29,75,801	8,19,27,26,452	3,03,90,34,983	2,94,12,883
2016	66,97,43,925	1,03,33,184	79,21,842	2,72,22,720
2017	32,84,30,074	74,91,39,521	54,21,772	13,90,496
2018	217,16,24,663	75,72,048	3,13,54,070	1,00,339

Table 5.3 - National Safety Awards under different schemes

Performance Year	National Safety Awards	SCHEMES											
		I	II	III	IV	V	VI	VII	VIII	IX	X	XI	XII
2012	Applications	30	31	10	12	9	12	8	9	2	2	-	-
	Awards	20	19	10	10	5	7	6	8	2	2	-	-
2013	Applications	48	39	12	19	18	21	13	13	8	8	-	-
	Awards	23	20	10	12	6	6	8	9	2	2	-	-
2014	Applications	42	34	18	20	14	17	9	14	1	1	-	-
	Awards	27	17	13	13	8	6	8	9	1	1	-	-
2015	Applications	68	54	32	37	38	42	38	38	3	3	1	1
	Awards	28	24	11	13	10	10	12	12	2	2	1	1
2016	Applications	54	44	31	35	18	22	17	16	7	7	2	2
	Awards	25	24	11	14	10	12	10	11	3	4	2	2
2017	Applications	72	60	32	34	15	19	14	15	5	6	2	1
	Awards	24	25	15	15	9	10	9	10	5	5	2	1
2018	Applications	114	91	39	37	22	22	21	22	11	8	8	13
	Awards	26	26	16	16	11	10	8	9	6	6	4	3

N.B.: The assessment of applications for Awards for the performance years 2019 and 2020 is in progress; while the performance year 2021 is declared as "NIL Year" vide MoL&E letter No. 13011/20/2022-ISH-I dated 07.12.2022.

6

Human Resource Development

The officers of the Organization are deputed to the programmes organized by various agencies within the country and abroad; and training programmes are held for their exposure to the latest technical developments that are taking place in the field of Industrial Safety and Health. The details of such programmes are as follows:

Memorandum of Understanding (MoU) with International Agencies

The Memorandum of Understanding between DGFASLI, Ministry of Labour and Employment, Govt. of India and DGUV, Germany has been renewed for a time period of three (3) years w.e.f. 27th April 2022. The said MoU deals with an objective to establish a mutual collaboration that seeks to enhance safety and health at work, to reduce the occurrence of work related accidents and diseases and to promote social protection, to build up technical competency and to update the technical skills of the officers in line with the international standards and technological advancements of the developed countries.

Online Training Workshop/Seminar in collaboration with DGUV Germany

DGFASLI organised and conducted an online training workshop on "Chemical Safety" in collaboration with German Social Accident Insurance (DGUV), Germany for Dock Safety Inspectors of DGFASLI, Safety and Health professionals of State Chief Inspectorate of Factories and Major & Minor Ports. A total of 118 delegates attended the workshop.

Celebration of Hindi Pakhwara

"Hindi Pakhwara" was celebrated in this Directorate and across Regional Labour Institutes at Chennai, Faridabad, Kanpur and Kolkata and Central Labour Institute, Mumbai in the month of September, 2022. During this period various competition like *Nibandh Lekhan*, *Bhashan*, *Anuvaad*, *Nara Lekhan* etc. were organized in Hindi language all through the pakhwara.

International Yoga Day Celebration at Central Labour Institute, Mumbai

International Yoga Day was celebrated at Central Labour Institute, Mumbai on 21.06.2022. Around 155 participants took part in the programme. The participants include employees from industries, CPWD workers, casual labours and contractual employees. Further, employees of DGFASLI, CLI, CPWD, CGHS, PAO and family members of employees also took part in the celebration.

Around 13 delegates from Brahma Kumari Sansthan of Mumbai branch participated in the Yoga Day celebration. The participants performed different Yoga techniques, breathing exercise, positive thinking, and stress management. The participants were also provided with T-shirts and Caps bearing logo of International Day of Yoga.



7

Statistics on Occupational Safety and Health in Factories

The statistics of factories are collected and compiled by the Labour Bureau on the basis of the Annual Returns/Reports in respect of the Factories Act, 1948, furnished by various States and Union Territories. Under the Factories Act, 1948, injuries resulting from industrial accidents, by reasons of which the person injured is prevented from attending to work for a period of 48 hours or more immediately following the accident, are recorded. The important indices on injuries are Frequency Rate (FR) and Incidence Rate (IR). The Frequency Rate is defined as number of total injuries per 1,00,000 man-days worked. The Incidence Rate is the number of injuries per 1,000 workers employed in the factories.

The latest information relating to occupational injuries in factories are given in this chapter in tables 7.1 to 7.7, which are based on the statistics provided by Labour Bureau, Chandigarh up to the year 2019.

Table: 7.1-Statistics of Employment, Industrial Injuries, etc. in Factories for the year 2013-19

Year	No. of Working Factories	Estimated Average daily Employment (in thousands)	Industrial Injuries		Frequency Rate of injuries per lakh man-days worked		Incidence Rate of injuries per thousand Workers Employed in Factories Submitting Return	
			Fatal	Total	Fatal	Total	Fatal	Total
(1)	(2)	(3)	(4)	(5)	(6)	(7)	(8)	(9)
2013	87493	3659	494	1951	0.08	0.37	0.14	0.53
2014	135971	6367	515	3984	0.06	0.49	0.08	0.71
2015	167726	8660	789	5500	0.05	0.33	0.09	0.64
2016	167025	9335	777	3906	0.1	0.51	0.08	0.42
2017	158046	7999	668	3149	0.07	0.33	0.08	0.39
2018	138735	7381	636	2661	0.08	0.35	0.09	0.36
2019	192761	10182	661	2540	0.03	0.12	0.06	0.25

Source: (i) Data received from Labour Bureau through correspondence.

(ii) Data for the year 2020 and beyond is yet to be updated by the Labour Bureau.

Note: Limitations of the data received from Labour Bureau: The Number of injuries has been given on the basis of notices of accidents whereas the rates have been worked out on the basis of Annual Return.

Table 7.2- State-Wise Total Number of Industrial Injuries in Factories

Sl.	State / UT	2015	2016	2017	2018	2019
1.	Andaman & Nicobar	40(-)	58(-)	89(-)	57(-)	40(-)
2.	Andhra Pradesh	207(72)	220(77)	184(55)	118(41)	135(53)
3.	Arunachal Pradesh	NA	NA	NA	NA	NA
4.	Assam	48(8)	53(12)	64(10)	47(12)	25(4)
5.	Bihar	210(10)	198(11)	97(17)	88(21)	8(2)
6.	Chandigarh	-	1(1)	8(1)	3(-)	1(-)
7.	Chhattisgarh	124(74)	120(67)	NA	158(91)	151(86)
8.	Daman & Diu and DNH	70(12)	54(15)	46(16)	75(25)	74(1)
9.	Delhi	NA	NA	NA	NA	NA
10.	Goa	80(9)	58(3)	57(5)	40(3)	30(3)
11.	Gujarat	1722(206)	1412(243)	1257(250)	1273(236)	934(216)
12.	Haryana	90(42)	132(62)	132(62)	79(37)	69(26)
13.	Himachal Pradesh	5(-)	15(2)	9(5)	13(7)	14(1)
14.	Jammu & Kashmir	NA	NA	NA	6(3)	6(3)
15.	Jharkhand	144(29)	91(21)	78(18)	70(18)	63(21)
16.	Karnataka	NA	NA	NA	NA	NA
17.	Kerala	NA	NA	NA	NA	159(27)
18.	Lakshadweep	NA	NA	NA	NA	NA
19.	Madhya Pradesh	NA	422(30)	NA	NA	NA
20.	Maharashtra	1660(145)	NA	NA	NA	NA
21.	Manipur	NA	NA	-	-	-
22.	Meghalaya	2(1)	2(1)	3(2)	7(3)	1(1)
23.	Mizoram	NA	NA	NA	-	NA
24.	Nagaland	-	-	-	-	-
25.	Odisha	239(55)	222(47)	197(52)	91(42)	NA
26.	Puducherry	21(5)	22(2)	38(3)	58(5)	37(5)
27.	Punjab	NA	NA	NA	NA	NA
28.	Rajasthan	604(33)	125(15)	374(31)	291(32)	220(32)
29.	Sikkim	NA	NA	NA	NA	NA
30.	Tamil Nadu	NA	476(104)	290(72)	NA	342(123)
31.	Telangana	192(63)	164(52)	193(59)	128(45)	166(39)
32.	Tripura	7(4)	6(2)	4(1)	1(-)	-
33.	Uttar Pradesh	NA	NA	NA	NA	NA
34.	Uttarakhand	43(21)	55(10)	29(9)	58(15)	65(18)
35.	West Bengal	NA	NA	NA	NA	NA
Total		5500(789)	3906(777)	3149(668)	2661(636)	2540(661)

Note: (i) NA = Not Available (ii) - = Nil
 (iii) Figures in brackets pertain to "Fatalities" and are included in the total.
 (iv) For limitations of the data, refer note under table 7.1
 (v) Data for the year 2020 and beyond is yet to be updated by the Labour Bureau.

Source: Data received from Labour Bureau through correspondence.

Table 7.3- State-wise Frequency Rates of Industrial Injuries in Factories

Sl.	State / UT	2015	2016	2017	2018	2019
1.	Andaman & Nicobar	3.40(-)	3.75(-)	5.87(-)	3.74(-)	3.38(-)
2.	Andhra Pradesh	0.17(0.06)	0.16(0.06)	0.14(0.04)	0.1(0.04)	0.15(0.06)
3.	Arunachal Pradesh	NA	NA	NA	NA	NA
4.	Assam	0.38(0.06)	0.4(0.09)	0.39(0.06)	0.41(0.11)	0.19(0.03)
5.	Bihar	6.2(0.31)	4.95(0.27)	1.5(0.26)	1.52(0.36)	0.26(0.07)
6.	Chandigarh	-	0.07(0.07)	0.53(0.07)	0.28(-)	0.1(-)
7.	Chhattisgarh	0.44(0.26)	0.79(0.44)	NA	0.64(0.37)	1.37(0.78)
8.	Daman & Diu and DNH	0.19(0.03)	0.14(0.04)	0.12(0.04)	0.19(0.06)	0.36(-)
9.	Delhi	NA	NA	NA	NA	NA
10.	Goa	0.38(0.04)	0.25(0.01)	0.23(0.02)	0.17(0.01)	0.14(0.01)
11.	Gujarat	1.1(0.13)	1.01(0.17)	0.34(0.07)	0.86(0.16)	0.06(0.01)
12.	Haryana	0.02(0.01)	0.18(0.08)	0.16(0.07)	0.1(0.05)	0.08(0.03)
13.	Himachal Pradesh	0.01(-)	0.05(0.01)	0.03(0.02)	0.03(0.02)	0.03(-)
14.	Jammu & Kashmir	NA	NA	NA	0.07(0.03)	0.08(0.04)
15.	Jharkhand	0.62(0.13)	0.58(0.13)	0.37(0.09)	0.28(0.07)	0.24(0.08)
16.	Karnataka	NA	NA	NA	NA	NA
17.	Kerala	NA	NA	NA	NA	6.33(1.07)
18.	Lakshadweep	NA	NA	NA	NA	NA
19.	Madhya Pradesh	NA	2.03(0.14)	NA	NA	NA
20.	Maharashtra	0.37(0.03)	NA	NA	NA	NA
21.	Manipur	NA	NA	-	-	-
22.	Meghalaya	0.24(0.12)	0.22(0.11)	0.39(0.26)	0.9(0.39)	0.14(0.14)
23.	Mizoram	NA	NA	NA	-	NA
24.	Nagaland	-	-	-	-	-
25.	Odisha	0.50(0.11)	0.39(0.08)	0.32(0.08)	0.14(0.07)	NA
26.	Puducherry	0.27(0.06)	0.25(0.02)	0.49(0.04)	0.6(0.05)	0.45(0.06)
27.	Punjab	NA	NA	NA	NA	NA
28.	Rajasthan	0.84(0.05)	0.27(0.03)	0.99(0.08)	0.55(0.06)	0.3(0.04)
29.	Sikkim	NA	NA	NA	NA	NA
30.	Tamil Nadu	NA	4.36(0.95)	2.48(0.62)	NA	3.42(1.23)
31.	Telangana	0.22(0.07)	0.17(0.05)	0.24(0.07)	0.16(0.06)	0.21(0.05)
32.	Tripura	0.07(0.04)	0.22(0.07)	0.34(0.09)	0.04(-)	-
33.	Uttar Pradesh	NA	NA	NA	NA	NA
34.	Uttarakhand	0.15(0.07)	0.19(0.03)	0.1(0.03)	0.2(0.05)	0.23(0.06)
35.	West Bengal	NA	NA	NA	NA	NA
Total		0.33(0.05)	0.51(0.1)	0.33(0.07)	0.35(0.08)	0.12(0.03)

Note: (i) F.R. = Frequency Rate per lakh man-days worked (ii) NA = Not Available (iii) (-) = Nil/Negligible (iv) Figures in bracket pertain to "Fatalities" and are included in the total (v) For limitations of the data, refer note under table 7.1 (vi) Data for the year 2020 and beyond is yet to be updated by the Labour Bureau.

Source: Data received from Labour Bureau through correspondence.

Table 7.4- State-wise Incidence Rates of Industrial Injuries in Factories

Sl.	State / UT	2015	2016	2017	2018	2019
1.	Andaman & Nicobar	7.25(-)	10.32(-)	16.22(-)	10.43(-)	7.24(-)
2.	Andhra Pradesh	0.32(0.11)	0.3(0.1)	0.24(0.07)	0.16(0.05)	0.17(0.07)
3.	Arunachal Pradesh	NA	NA	NA	NA	NA
4.	Assam	0.22(0.04)	0.22(0.05)	0.24(0.04)	0.17(0.04)	0.09(0.01)
5.	Bihar	0.95(0.05)	1.11(0.06)	0.51(0.09)	0.45(0.11)	0.04(0.01)
6.	Chandigarh	-	0.08(0.08)	0.61(0.08)	0.24(-)	0.09(-)
7.	Chhattisgarh	0.44(0.26)	0.44(0.24)	NA	0.44(0.25)	0.42(0.24)
8.	Daman & Diu and DNH	0.38(0.06)	0.28(0.08)	0.23(0.08)	0.39(0.13)	0.59(0.01)
9.	Delhi	NA	NA	NA	NA	NA
10.	Goa	1(0.11)	0.64(0.03)	0.62(0.05)	0.39(0.03)	0.3(0.03)
11.	Gujarat	1.09(0.13)	0.86(0.15)	1.06(0.21)	0.74(0.14)	0.51(0.12)
12.	Haryana	0.1(0.05)	0.15(0.07)	0.14(0.07)	0.08(0.04)	0.07(0.03)
13.	Himachal Pradesh	0.02(-)	0.05(0.01)	0.03(0.01)	0.04(0.02)	0.04(-)
14.	Jammu & Kashmir	NA	NA	NA	0.09(0.04)	0.09(0.04)
15.	Jharkhand	0.53(0.11)	0.37(0.08)	0.28(0.07)	0.24(0.06)	0.2(0.07)
16.	Karnataka	NA	NA	NA	NA	NA
17.	Kerala	NA	NA	NA	NA	0.45(0.08)
18.	Lakshadweep	NA	NA	NA	NA	NA
19.	Madhya Pradesh	NA	0.68(0.05)	NA	NA	NA
20.	Maharashtra	0.79(0.07)	NA	NA	NA	NA
21.	Manipur	NA	NA	-	-	-
22.	Meghalaya	0.18(0.09)	0.21(0.11)	0.3(0.2)	0.65(0.28)	0.07(0.07)
23.	Mizoram	NA	NA	NA	-	NA
24.	Nagaland	-	-	-	-	-
25.	Odisha	1.01(0.23)	0.78(0.17)	0.66(0.17)	0.27(0.12)	NA
26.	Puducherry	0.25(0.06)	0.25(0.02)	0.44(0.03)	0.67(0.06)	0.45(0.06)
27.	Punjab	NA	NA	NA	NA	NA
28.	Rajasthan	1.3(0.07)	0.23(0.03)	0.73(0.06)	0.55(0.06)	0.4(0.06)
29.	Sikkim	NA	NA	NA	NA	NA
30.	Tamil Nadu	NA	0.26(0.06)	0.17(0.04)	NA	0.15(0.05)
31.	Telangana	0.31(0.1)	0.26(0.08)	0.3(0.09)	0.2(0.07)	0.24(0.06)
32.	Tripura	0.12(0.07)	0.09(0.03)	0.06(0.02)	0.01(-)	-
33.	Uttar Pradesh	NA	NA	NA	NA	NA
34.	Uttarakhand	0.11(0.05)	0.14(0.03)	0.08(0.02)	0.16(0.04)	0.1(0.03)
35.	West Bengal	NA	NA	NA	NA	NA
Total		0.64(0.09)	0.42(0.08)	0.39(0.08)	0.36(0.09)	0.25(0.06)

Note: (i) F.R. = Frequency Rate per lakh man-days worked

(ii) NA = Not Available

(iii) (-) = Nil or Negligible

(iv) Figures in bracket pertain to "Fatalities" and are included in the total

(v) For limitations of the data, refer note under table 7.1

(vi) Data for the year 2020 and beyond is yet to be updated by the Labour Bureau.

Source: Data received from Labour Bureau through correspondence.

Table 7.5- Industrial Injuries and their Incidence Rate (IR) per Thousand Workers Employed by Important Industries

Sl.	Industry	NIC Code 2008	2015		2016		2017		2018		2019	
			Total Injuries	IR	Total Injuries	IR	Total Injuries	IR	Total Injuries	IR	Total Injuries	IR
(1)	(2)	(3)	(4)	(5)	(6)	(7)	(8)	(9)	(10)	(11)	(12)	(13)
1.	All Textiles	13,14	1235 (85)	1.27 (0.09)	709 (64)	0.56 (0.05)	694 (94)	0.57 (0.08)	480 (52)	0.61 (0.07)	358 (60)	0.24 (0.04)
2.	Manufacture of Paper & paper products & printing, publishing & allied products	17,18	123 (23)	0.43 (0.08)	119 (33)	0.38 (0.11)	82 (23)	0.21 (0.06)	38 (18)	0.14 (0.07)	50 (18)	0.12 (0.04)
3.	Manufacture of Chemicals & Chemical products (Except Petroleum and coal products)	20	710 (102)	1.26 (0.18)	546 (146)	0.81 (0.22)	331 (73)	0.53 (0.12)	267 (53)	0.67 (0.13)	335 (93)	0.42 (0.12)
4.	Manufacture of Non-metallic mineral products	23	294 (47)	0.39 (0.06)	134 (56)	0.16 (0.07)	132 (48)	0.2 (0.07)	137 (59)	0.20 (0.09)	117 (46)	0.15 (0.06)
5.	Basic metal and alloys Industries	24	506 (154)	0.58 (0.18)	377 (144)	0.45 (0.17)	233 (91)	0.36 (0.14)	251 (111)	0.33 (0.15)	271 (111)	0.36 (0.15)
6.	Manufacture of metal products & Parts (except machinery & transport equipment)	25	417 (35)	0.66 (0.06)	313 (30)	0.53 (0.05)	174 (20)	0.41 (0.05)	157 (34)	0.37 (0.08)	189 (39)	0.29 (0.06)
7.	Manufacture of machinery, machine tools & parts tools (except electrical machinery)	28	199 (19)	0.48 (0.05)	139 (21)	0.35 (0.05)	137 (23)	0.39 (0.07)	73 (14)	0.24 (0.05)	66 (16)	0.16 (0.04)

Contd. ...

Sl.	Industry	NIC Code 2008	2015		2016		2017		2018		2019	
			Total Injuries	IR	Total Injuries	IR	Total Injuries	IR	Total Injuries	IR	Total Injuries	IR
(1)	(2)	(3)	(4)	(5)	(6)	(7)	(8)	(9)	(10)	(11)	(12)	(13)
8.	Manufacture of transport equipment and parts	30	232 (13)	1.68 (0.09)	134 (5)	0.75 (0.03)	164 (13)	1.42 (0.11)	74 (7)	0.85 (0.08)	49 (9)	0.33 (0.06)
9.	Electricity, Gas and Steam	35	173 (49)	0.81 (0.23)	167 (40)	0.57 (0.14)	101 (29)	0.74 (0.21)	109 (41)	0.55 (0.21)	88 (15)	0.47 (0.08)
Total of (Sl. 1 to 9 Industries)			3889 (527)	0.81 (0.11)	2638 (539)	0.49 (0.1)	2048 (414)	0.45 (0.09)	1586 (389)	0.41 (0.10)	1523 (407)	0.27 (0.07)
*Total of All Industries			5500 (789)	0.64 (0.09)	3906 (777)	0.42 (0.08)	3149 (668)	0.39 (0.08)	2661 (636)	0.36 (0.09)	2540 (661)	0.25 (0.06)

- Note:** (i) Figures in brackets indicate "Fatalities" and are included in the Total
(ii)* The figures for All Industries include the figures of other industries apart from above Industries shown.
(iii) For limitations of data, refer note under table 7.1
(iv) Data for the year 2020 and beyond is yet to be updated by the Labour Bureau.

Source: Data received from Labour Bureau through correspondence.

Table 7.6- Frequency Rate of Total Injuries by Important Industries

Sl.	Industry	NIC Code 2008	2015	2016	2017	2018	2019
1.	All Textiles	13, 14	0.75	0.65	0.55	0.41	0.41
2.	Manufacture of Paper & paper products & printing, publishing & allied products	17, 18	0.32	0.39	0.34	0.13	0.27
3.	Manufacture of Chemicals & Chemical products (Except products of Petroleum and coal)	20	0.76	1.04	0.49	0.38	0.02
4.	Manufacture of Non-metallic mineral products	23	0.46	0.3	0.17	0.32	0.26
5.	Basic metal and alloys Industries	24	0.42	0.49	0.16	0.26	0.33
6.	Manufacture of metal products & Parts(except machinery & transport equipment)	25	0.48	1.06	0.88	0.54	0.77
7.	Manufacture of machinery, machine tools & parts (except electrical machinery)	28	0.32	0.48	0.44	0.25	0.23
8.	Manufacture of transport equipment and parts	30	0.89	0.99	1.00	0.6	0.39
9.	Electricity, Gas and Steam	35	0.41	0.61	0.42	0.36	0.44
Total of (Sl. 1 to 9 Industries)			0.56	0.64	0.38	0.35	0.09
* Total of All Industries			0.33	0.51	0.33	0.35	0.12

Note:(i) *: The figures for All Industries include the figures of other industries apart from above industries shown.

(ii) For limitations of the data, refer note under table 7.1

(iii) Data for the year 2020 and beyond is yet to be updated by the Labour Bureau.

Source: Data received from Labour Bureau through correspondence.

Table 7.7- Industrial injuries in Factories by causes

Sl.	Causation	2015		2016		2017		2018		2019	
		Total	Fatal	Total	Fatal	Total	Fatal	Total	Fatal	Total	Fatal
1.	Prime movers	68	19	67	17	48	14	45	17	49	16
2.	Machinery moved by Mechanical Power	994	132	583	95	800	101	786	110	687	110
3.	Machinery not moved by Mechanical Power	258	28	170	24	135	19	206	20	93	14
4.	Transport whether moved by Power or not	46	5	112	29	43	21	74	44	54	20
5.	Electricity	87	36	185	91	106	51	77	51	113	60
6.	Explosions	200	54	118	44	81	40	56	28	130	68
7.	Fires	148	28	179	39	154	37	143	41	166	42
8.	Gassing	129	27	68	19	30	13	34	11	39	14
9.	Molten Metals & other Hot or Corrosive Substances	177	40	127	37	58	15	68	34	58	29
10.	Hand Tools	234	8	131	5	54	4	95	20	62	6
11.	Falling Bodies	218	21	229	52	129	29	64	12	93	31
12.	Persons Falling	515	114	324	89	413	116	274	104	242	95
13.	Stepping on or Striking against Objects	319	17	158	18	121	21	147	17	114	20
14.	Handling Goods or Articles	425	28	289	22	189	9	106	6	69	8
15.	Others	1353	135	934	115	656	116	407	84	502	102
Total		5171	692	3674	696	3017	606	2582	599	2471	635

Note: (i) For limitations of the data, refer note under table 7.1

(ii) The Total in table 7.7 may not tally with the corresponding tables 7.1, 7.2 and 7.4 due to non-availability of cause-wise data of industrial injuries.

(iii) Data for the year 2020 and beyond is yet to be updated by the Labour Bureau.

Source: Data received from Labour Bureau through correspondence.

8

Statistics on Status of compliance with statutory provisions of the Factories Act, 1948

DGFASLI receives information relating to factories covered under the provisions of the Factories Act, 1948 from States and Union Territories from time to time. This information is mainly collected through Factory Advice Service (FAS) Forms as well as through correspondence as and when required from the CIFs of the States/UTs. This information can be used to know the state-wise status of safety and health as well as compliance level with statutory standards in factories. The information can be used for estimation of various trends. It is emphasized here that for ascertaining the correctness or the updated information given in the following pages/tables, the State Governments/Union Territory Administration concerned may be contacted.

Statistics of Factories at a Glance: 2021

1. No. of registered factories		321578
2. No. of working factories		268521
3. Employment	Total	17414912
	Women	3057122
4. No. of Safety Officers		5651
5. No. of Welfare Officers		5487
6. No. of Medical Officers		4019
7. No. of factories having Safety Policy		28324
8. No. of factories having Safety Committees		23557
9. No. of Hazardous Process factories		40398
10. No. of factories having On-site Emergency Plan		2012
11. No. of factories having Canteens Facility		10918
12. No. of factories having Crèche Facility		8476
13. Total Injuries		3791
14. Fatal Injuries		988

Source: Data collected by DGFASLI through correspondence with Chief Inspector of Factories (CIF) of States/UTs.

N.B.: The above numbers does not include data pertaining to the State/UT of Daman and Diu & Dadra and Nagar Haveli, Punjab, Uttar Pradesh and West Bengal as it's not provided to DGFASLI.

Table 8(a): Fatal Injuries and Non-Fatal Injuries in registered factories (2012-2016)

Sl.	State/UT	2012	2013	2014	2015	2016
		FI/N-FI	FI/N-FI	FI/N-FI	FI/N-FI	FI/N-FI
1	Andaman & Nicobar	#/71	#/46	#/48	#/46	#/70
2	Andhra Pradesh	106/487	97/472	82/147	68/78	68/247
3	Arunachal Pradesh	*/*	*/*	*/*	*/*	*/*
4	Assam	8/70	8/57	13/58	8/40	12/41
5	Bihar	9/126	4/156	2/7	10/188	11/184
6	Chandigarh	1/1	#/2	#/#	#/#	1/#
7	Chhattisgarh	103/164	97/43	113/75	74/50	81/56
8	DD & DNH	13/31	12/57	21/47	12/58	15/39
9	Delhi	6/18	13/14	1/9	6/20	10/26
10	Goa	7/86	10/44	5/81	8/71	3/56
11	Gujarat	279/2781	250/1611	209/1334	206/1516	272/1169
12	Haryana	37/41	51/46	35/58	41/39	67/40
13	Himachal Pradesh	10/11	11/23	13/23	4/23	9/31
14	Jammu & Kashmir	8/5	#/#	3/18	#/14	1/2
15	Jharkhand	33/149	37/92	32/96	29/115	21/69
16	Karnataka	59/825	82/588	84/665	72/612	54/464
17	Kerala	14/426	27/386	24/234	20/326	18/158
18	Lakshadweep	*/*	*/*	*/*	*/*	*/*
19	Madhya Pradesh	45/749	48/465	41/383	44/348	30/358
20	Maharashtra	215/2333	199/2013	187/1687	145/1471	150/1352
21	Manipur	#/#	#/#	#/#	#/#	#/#
22	Meghalaya	1/1	3/3	1/1	#/1	2/1
23	Mizoram	#/#	#/#	#/#	#/#	#/#
24	Nagaland	#/#	#/#	#/#	#/#	#/#
25	Odisha	78/390	58/196	46/165	55/167	46/169
26	Puducherry	8/30	3/25	6/12	5/16	2/20
27	Punjab	46/129	29/103	16/98	21/100	23/115
28	Rajasthan	34/699	55/706	39/624	33/571	15/133
29	Sikkim	*/*	*/*	*/*	*/*	*/*
30	Tamil Nadu	110/314	109/415	105/293	87/327	104/344
31	Telangana	*/*	*/*	71/60	57/39	63/56
32	Tripura	2/5	2/4	2/8	4/3	1/3
33	Uttar Pradesh	#/#	#/#	45/47	39/57	46/63
34	Uttarakhand	23/65	11/35	7/42	21/21	10/44
35	West Bengal	62/18693	96/19250	63/19180	38/13940	54/57
Total		1317/28700	1312/26852	1266/25500	1107/20257	1189/5367

Source: Data collected by DGFASLI through correspondence with Chief Inspector of Factories (CIF) of States/UTs.

N.B.: (i) FI – Fatal injuries and N-FI – Non-Fatal Injuries

(ii) *: There are no registered factories in this State/UT.

(iii) #: Data not available/not reported by the CIF/NIL Data.

Table 8(b): Fatal Injuries and Non-Fatal Injuries in registered factories (2017-2021)

Sl.	State/UT	2017	2018	2019	2020	2021
		FI/N-FI	FI/N-FI	FI/N-FI	FI/N-FI	FI/N-FI
1	Andaman & Nicobar	#/69	#/39	#/43	#/57	#/41
2	Andhra Pradesh	68/103	61/182	72/154	66/62	65/60
3	Arunachal Pradesh	*/*	#/#	#/#	#/#	#/#
4	Assam	10/54	12/35	4/21	10/19	4/40
5	Bihar	17/80	21/67	8/52	12/22	17/14
6	Chandigarh	1/4	#/2	#/1	#/#	#/#
7	Chhattisgarh	72/84	91/67	86/65	84/117	82/117
8	DD & DNH	16/30	25/50	9/49	5/29	#/#
9	Delhi	37/37	5/26	6/23	9/4	6/19
10	Goa	5/52	3/36	3/26	6/32	2/29
11	Gujarat	229/1189	263/1036	216/718	212/560	235/621
12	Haryana	49/38	45/27	26/47	35/33	14/24
13	Himachal Pradesh	14/27	9/13	9/23	8/18	2/15
14	Jammu & Kashmir	#/1	#/1	2/5	2/1	2/3
15	Jharkhand	17/59	18/52	21/42	16/38	26/35
16	Karnataka	49/358	85/363	69/414	45/215	46/27
17	Kerala	16/236	22/145	29/122	14/79	12/117
18	Lakshadweep	*/*	*/*	*/*	*/*	*/*
19	Madhya Pradesh	30/268	22/265	44/299	26/242	30/258
20	Maharashtra	137/1167	142/1292	145/1089	154/778	180/793
21	Manipur	#/#	#/#	#/#	#/#	#/#
22	Meghalaya	3/3	4/5	1/2	1/3	1/#
23	Mizoram	#/#	#/#	#/#	#/#	#/#
24	Nagaland	#/#	#/#	#/#	#/#	#/#
25	Odisha	52/136	42/46	32/40	47/48	36/35
26	Puducherry	3/35	5/53	5/32	1/26	4/30
27	Punjab	20/117	16/85	64/83	28/40	#/#
28	Rajasthan	31/343	32/259	32/188	23/81	19/141
29	Sikkim	*/*	*/*	*/*	*/*	*/*
30	Tamil Nadu	71/192	84/205	122/206	114/120	147/288
31	Telangana	70/117	43/45	56/57	51/98	50/65
32	Tripura	#/#	2/6	#/#	#/#	2/#
33	Uttar Pradesh	58/52	48/62	46/79	66/69	#/#
34	Uttarakhand	9/15	15/41	20/47	15/41	6/31
35	West Bengal	#/#	39/23	#/#	#/#	#/#
Total		1084/4866	1154/4528	1127/3927	1050/2832	988/2803

Source: Data collected by DGFASLI through correspondence with Chief Inspector of Factories (CIF) of States/UTs.

- N.B.:** (i) FI – Fatal injuries and N-FI – Non-Fatal Injuries
(ii) *: There are no registered factories in this State/UT.
(iii) #: Data not available/not reported by the CIF/NIL Data.

Table 8(c): OSH Data of registered factories (2012-2021)

Year	No. of Registered Factories	Total Employment	Dangerous Occurrences	Fatal Injuries	Non-fatal injuries	Total Injuries	Fatal injuries per lakh workers	Non-fatal injuries per lakh workers	Total injuries per lakh workers	Fatal injuries per thousand registered factories	Non-fatal injuries per thousand registered factories	Total injuries per thousand registered factories
2012	353684	14910645	1310	1317	28700	30017	8.83	192.48	201.31	3.72	81.15	84.87
2013	340226 (-3.81%)	14042410 (-5.82%)	1343 (2.52%)	1312 (-0.38%)	26852 (-6.44%)	28164 (-6.17%)	9.34 (5.78%)	191.22 (-0.65%)	200.56 (-0.37%)	3.86 (3.56%)	78.92 (-2.74%)	82.78 (-2.46%)
2014	361994 (6.4%)	20034859 (42.67%)	1534 (14.22%)	1266 (-3.51%)	25500 (-5.04%)	26766 (-4.96%)	6.32 (-32.33%)	127.28 (-33.44%)	133.60 (-33.39%)	3.50 (-9.33%)	70.44 (-10.75%)	73.94 (-10.68%)
2015	348429 (-3.75%)	16374546 (-18.27%)	1091 (-28.88%)	1107 (-12.56%)	20257 (-20.56%)	21364 (-20.18%)	6.76 (6.96%)	123.71 (-2.8%)	130.47 (-2.34%)	3.18 (-9.14%)	58.14 (-17.47%)	61.32 (-17.07%)
2016	360949 (3.59%)	17376854 (6.12%)	700 (-35.84%)	1189 (7.41%)	5367 (-73.51%)	6556 (-69.31%)	6.84 (1.18%)	30.89 (-75.03%)	37.73 (-71.08%)	3.29 (3.46%)	14.87 (-74.42%)	18.16 (-70.38%)
2017	339931 (-5.82%)	16409493 (-5.57%)	1382 (97.43%)	1084 (-8.83%)	4866 (-9.33%)	5950 (-9.24%)	6.61 (-3.36%)	29.65 (-4.01%)	36.26 (-3.90%)	3.19 (-3.04%)	14.31 (-3.76%)	17.50 (-3.63%)
2018	364268 (7.16%)	18724733 (14.11%)	1124 (-18.67%)	1154 (6.46%)	4528 (-6.95%)	5682 (-4.50%)	6.16 (-6.81%)	24.18 (-18.45%)	30.34 (-16.33%)	3.17 (-0.63%)	12.43 (-13.13%)	15.60 (-10.86%)
2019	355478 (-2.41%)	18552909 (-0.92%)	1371 (21.98%)	1127 (-2.34%)	3927 (-13.27%)	5054 (-11.05%)	6.07 (-1.46%)	21.17 (-12.44%)	27.24 (-10.22%)	3.17 (0.00%)	11.05 (-11.10%)	14.22 (-8.85%)
2020	363442 (2.24%)	20298387 (9.41%)	634 (-53.76%)	1050 (-6.83)	2832 (-27.88%)	3882 (-23.19%)	5.17 (-14.83%)	13.95 (-34.10%)	19.12 (-29.81%)	2.89 (-8.83%)	7.79 (-29.50)	10.68 (-24.89%)
2021	321578 (-11.52%)	17414912 (-14.21%)	1058 (66.88%)	988 (-5.90%)	2803 (-1.02%)	3791 (-2.34%)	5.67 (9.73%)	16.09 (15.38%)	21.76 (13.85%)	3.07 (6.31%)	8.71 (11.89%)	11.78 (10.38%)

Source: Data collected by DGFASLI through correspondence with Chief Inspector of Factories (CIF) of States/UTs.

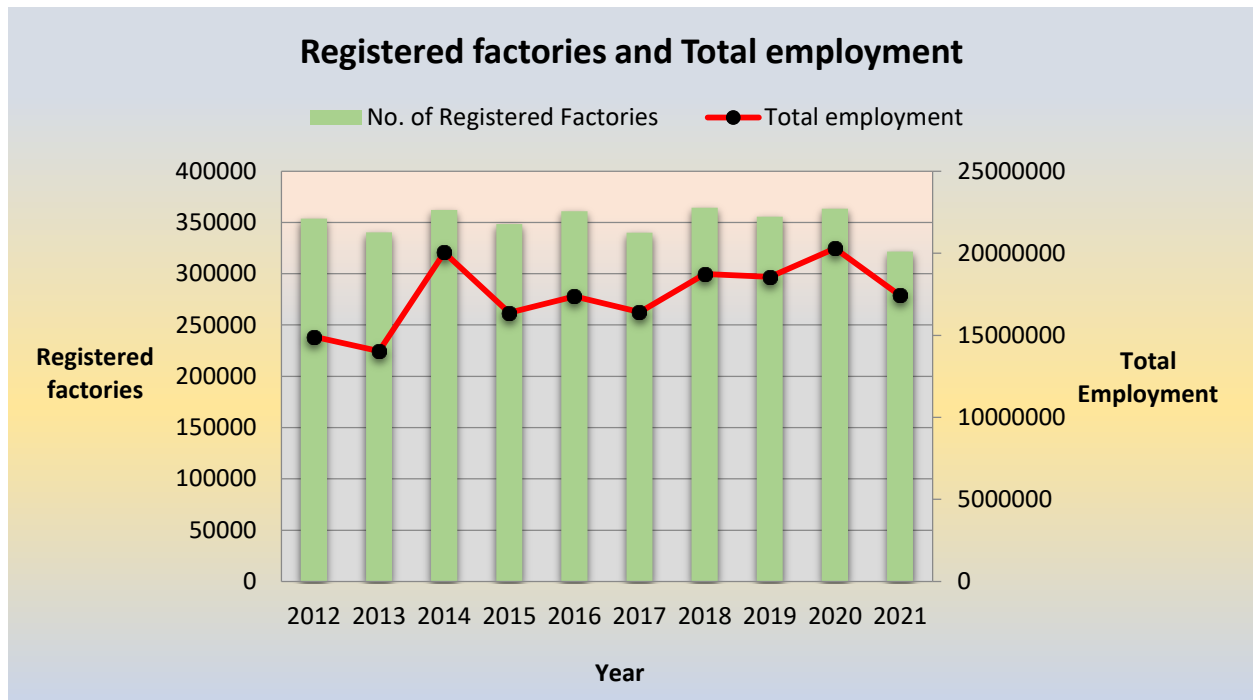
N.B.:(i) Figures in the bracket represent percentage change as compared to the previous year.

(ii) The data in the table pertaining to the following years doesn't include data from the States/UTs mentioned against them as these states did not provide data to DGFASLI during that year: 2021 - Daman and Diu & Dadra and Nagar Haveli, Punjab, Uttar Pradesh and West Bengal, 2020 West Bengal, 2019 - West Bengal, 2017 - West Bengal, 2013 - Jammu & Kashmir and Uttar Pradesh, 2012 - Uttar Pradesh, 2011 - Uttarakhand and Uttar Pradesh.

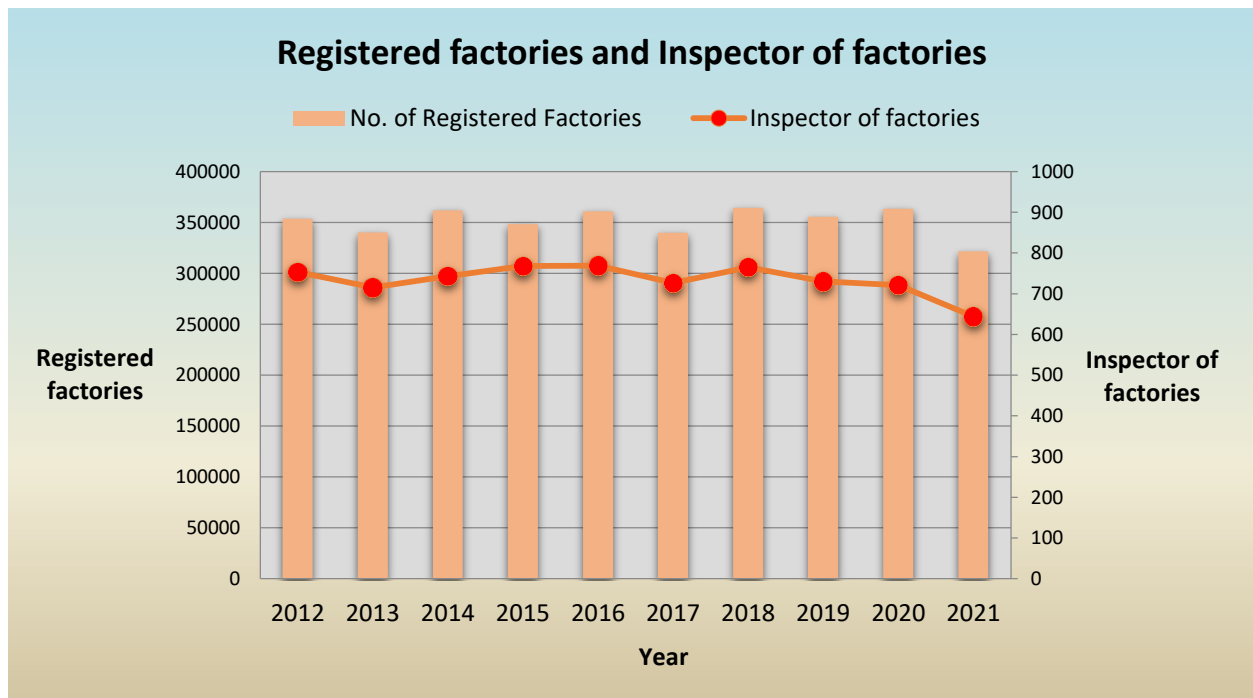
The above table shows Occupational Safety and Health data of last 10 years (2012-2021) of factories registered under Factories Act, 1948. It is important to note that the office of the Chief Inspector of Factories / Directorate of Industrial Safety & Health Daman and Diu & Dadra and Nagar Haveli, Punjab, Uttar Pradesh and West Bengal have not provided data to the Statistics Cell and therefore, the data pertaining to the aforesaid States/UT is not included in the above table.

The following observations can be made from the data:

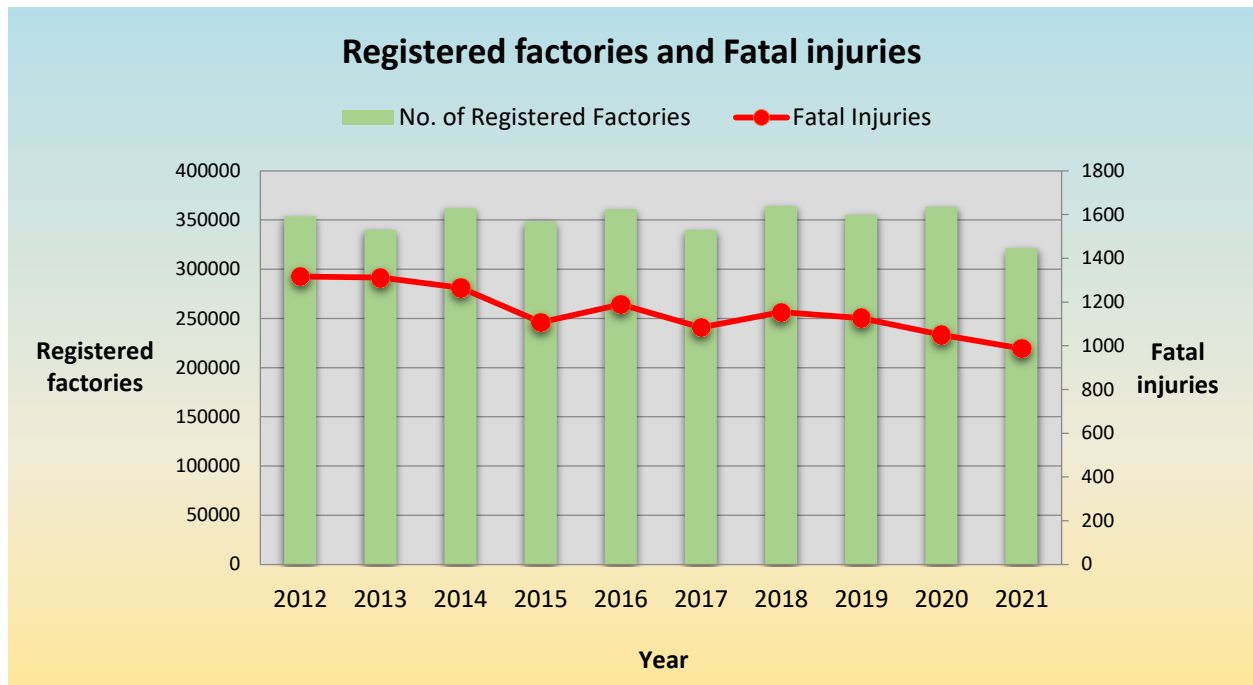
- The no. of registered factories and total employment in registered factories registered shows a general increasing trend during the last ten years. However, during the year 2021 the no. of registered factories in India decreased by 11.52% while the total no. of workers employed registered a decrease of 14.21%.
- Both the fatal and non-fatal injuries registered a decline as compared to the base year 2012. The largest annual decline of 12.56% is seen in fatal injuries during the year 2015 while during the year 2016, non-fatal injuries registered the largest ever annual decline of 73.51%. The year 2021 saw a decline of 5.9% and 1.02% in fatal and non-fatal injuries respectively.
- There is a consistent decline every year in the no. of total injuries. Each year, the no. of total injuries reported is less than the previous year. There is decline of 24.98 % in the no. of fatal injuries in the registered factories since 2012 to 2021 i.e. fatal injuries in registered factories decreased from 1317 to 988. During the corresponding period, the non-fatal injuries in the registered factories decreased by 90.23 % from 28,700 to 2,803.
- It can be observed from the table that the decline in the no. of non-fatal injuries and total injuries during the year 2016 is steeper vis-à-vis during the years preceding 2016. This is primarily because the state of West Bengal has reported a large decrease in the no. of non-fatal injuries during the year 2016 and 2018 as compared to previous years, while it didn't report data in the year 2017, 2019, 2020 and 2021.
- The no. of fatal injuries and non-fatal injuries per lakh workers in the registered factories have witnessed a general declining trend, and also the Fatal injuries per thousand registered factories and Non-fatal injuries per thousand registered factories. It can be seen from the table the numbers are significantly less as compared to the base year 2012.



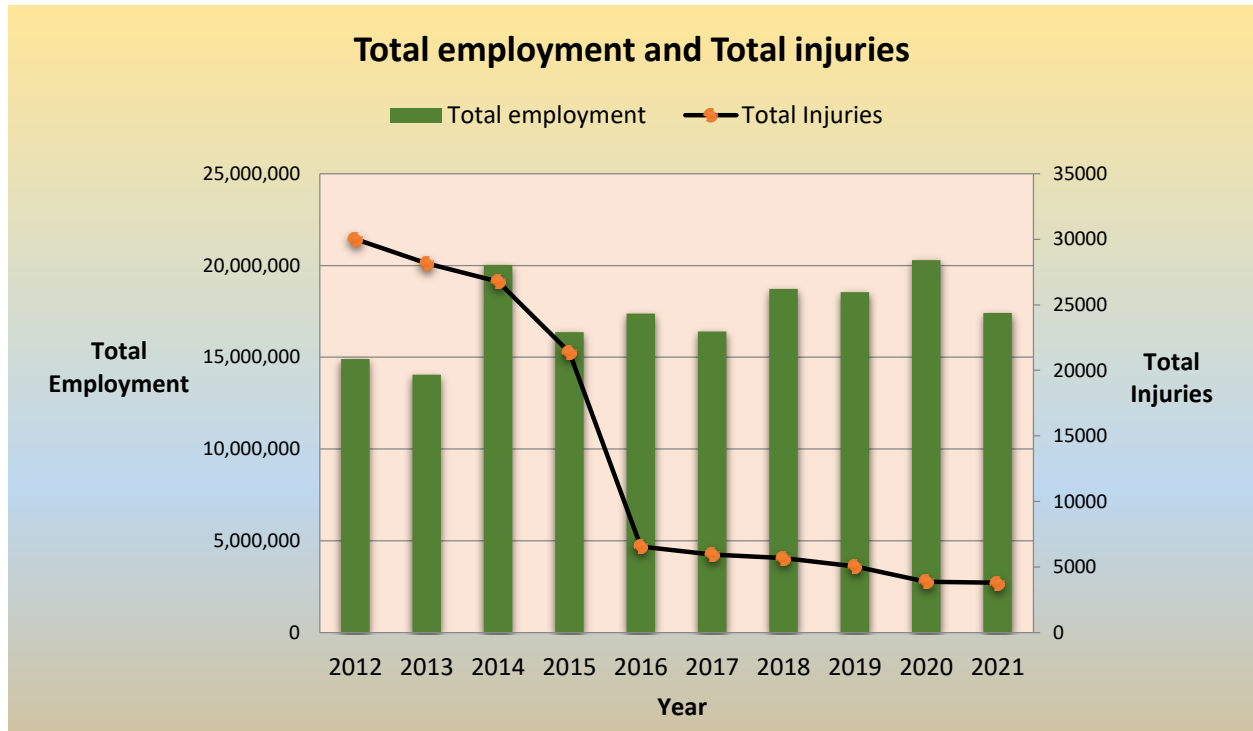
Graph 1: Registered factories and total employment in registered factories (2012-2021)



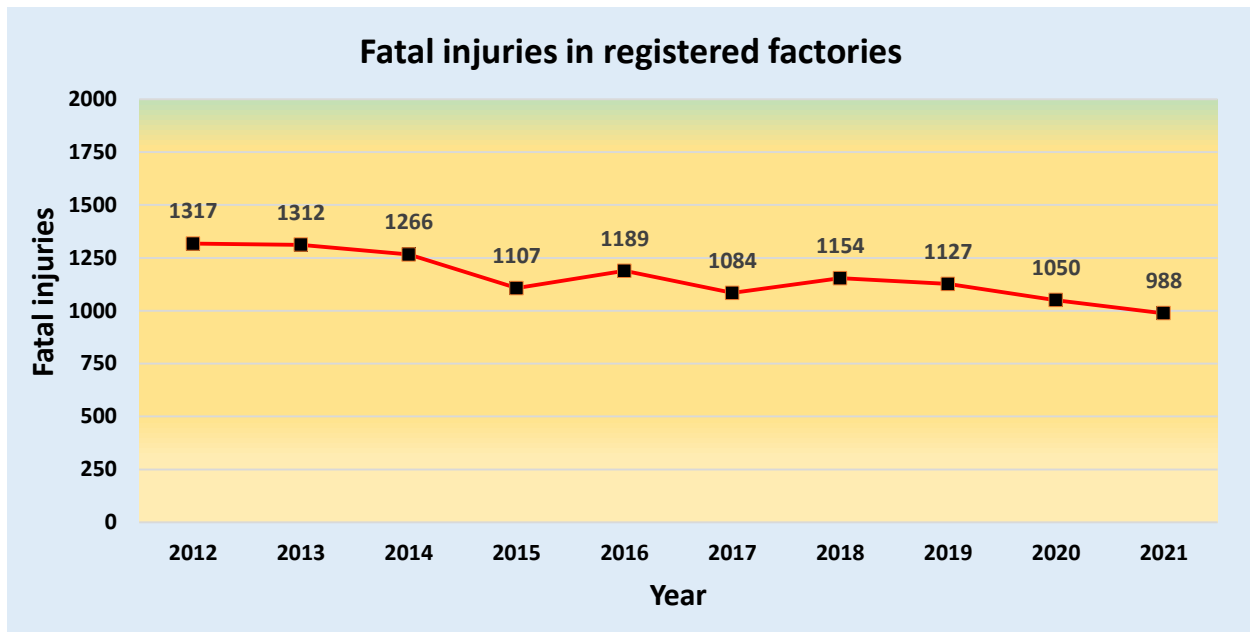
Graph 2: Registered factories and Inspector of factories (2012-2021)



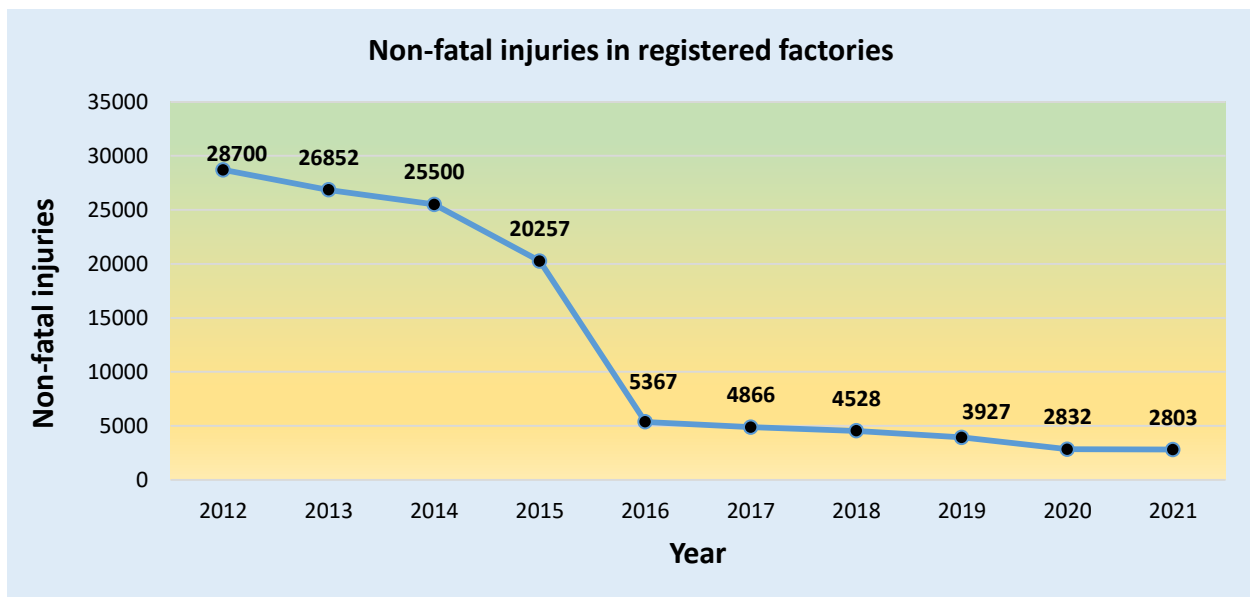
Graph 3: Registered factories and Fatal injuries in registered factories (2012-2021)



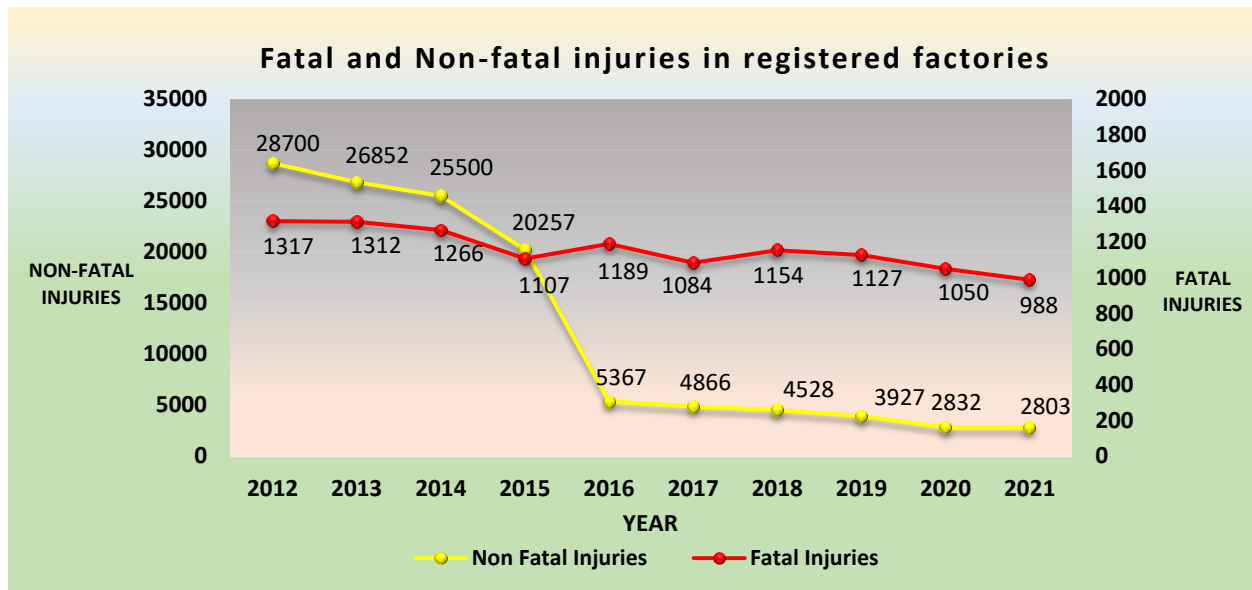
Graph 4: Total employment and Total injuries in registered factories (2012-2021)



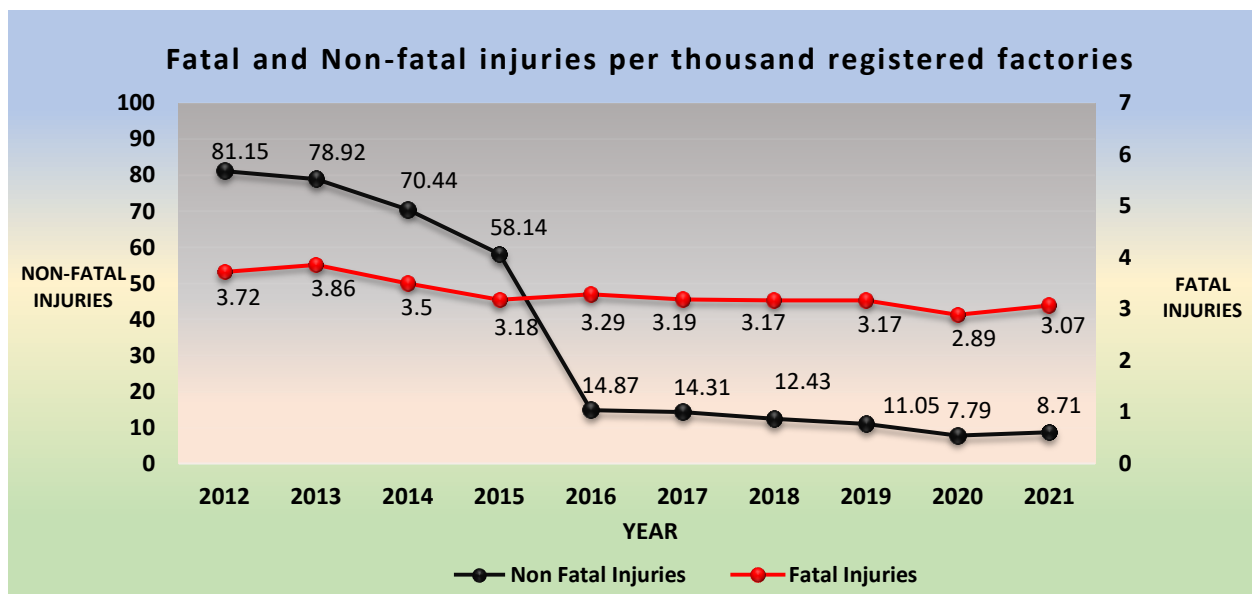
Graph 5: Fatal injuries in registered factories (2012-2021)



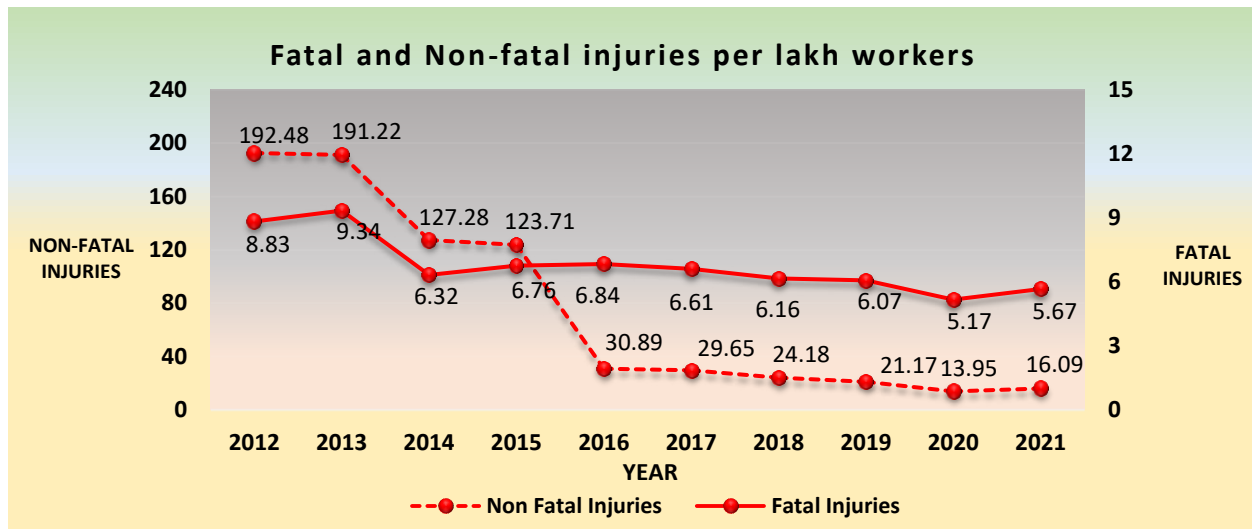
Graph 6: Non-fatal injuries in registered factories (2012-2021)



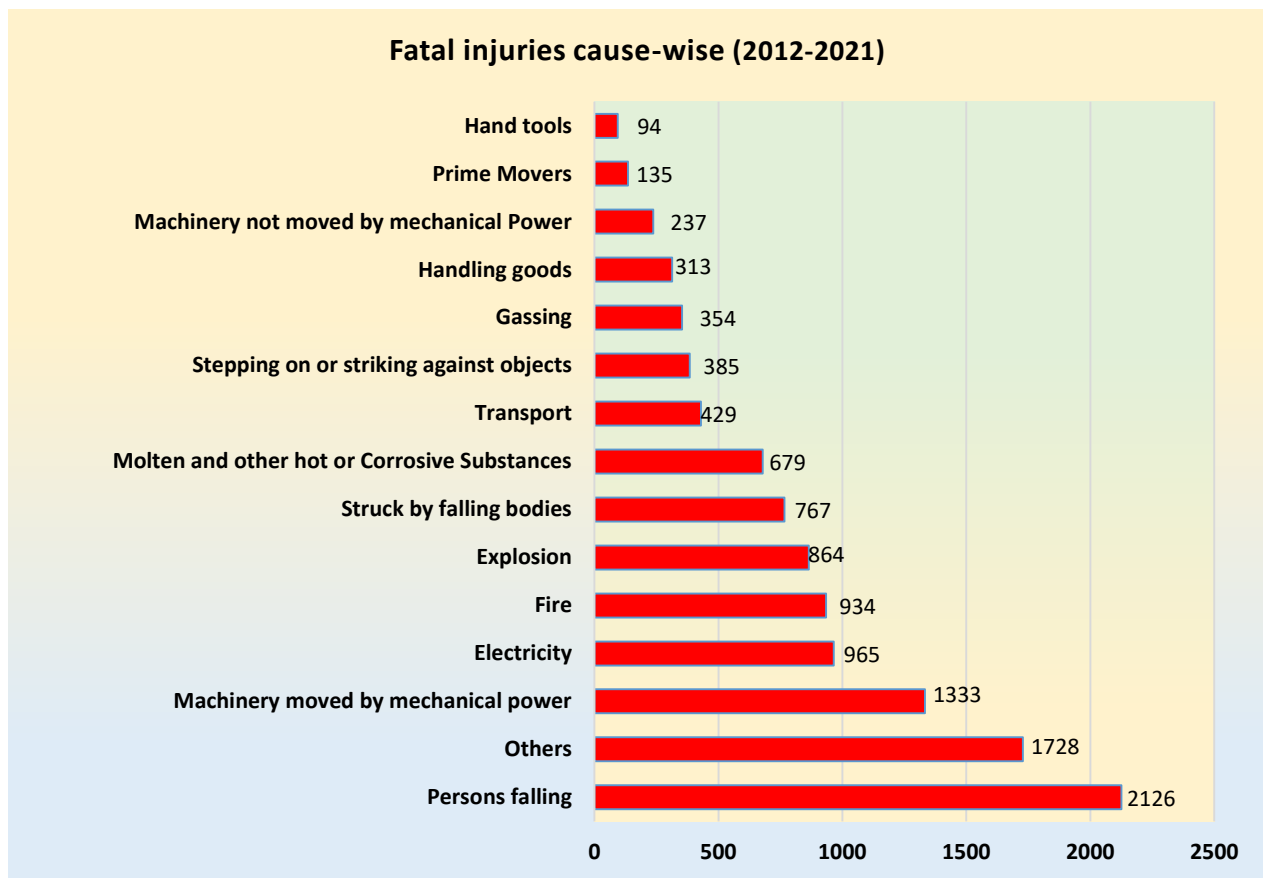
Graph 7: Fatal and Non-fatal injuries in registered factories (2012-2021)



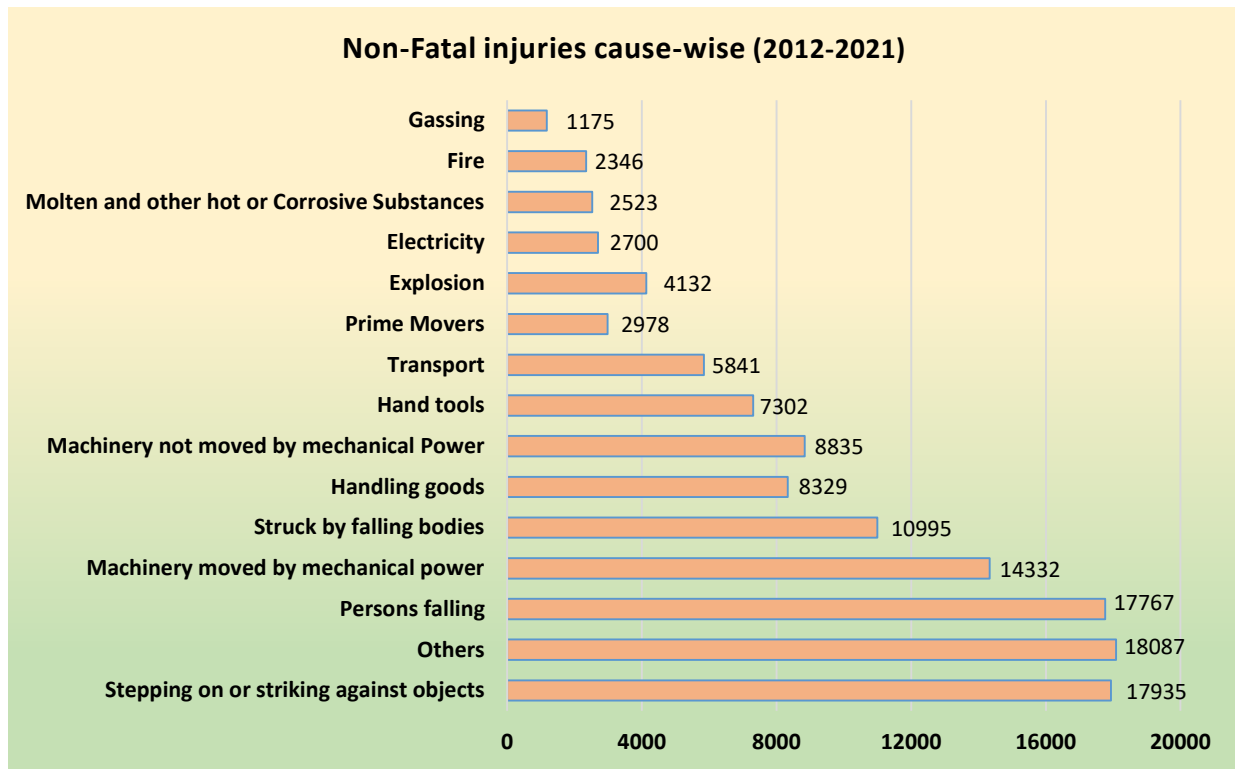
Graph 8: Fatal and Non-fatal injuries per thousand registered factories (2012-2021)



Graph 9: Fatal and Non-fatal injuries per lakh workers in registered factories (2012-2021)



Graph 10: Fatal injuries in registered factories: cause-wise (2012-2021)



Graph 11: Non-fatal injuries in registered factories: cause-wise (2012-2021)

Table 8.1- Inspectors of Factories (2021)

Sl.	State/UT	2021	
		Sanctioned	Working
1	Andaman and Nicobar Islands	2	2
2	Andhra Pradesh	53	41
3	Arunachal Pradesh	1	3
4	Assam	29	25
5	Bihar	21	10
6	Chandigarh	#	6
7	Chhattisgarh	29	23
8	Daman and Diu & Dadra and Nagar Haveli	#	#
9	Delhi	16	9
10	Goa	7	7
11	Gujarat	153	78
12	Haryana	36	30
13	Himachal Pradesh	2	49
14	Jammu and Kashmir	5	5
15	Jharkhand	25	25
16	Karnataka	43	31
17	Kerala	58	53
18	Lakshadweep	*	*
19	Madhya Pradesh	41	16
20	Maharashtra	122	48
21	Manipur	4	2
22	Meghalaya	4	3
23	Mizoram	2	1
24	Nagaland	2	2
25	Odisha	35	22
26	Puducherry	9	3
27	Punjab	#	#
28	Rajasthan	39	29
29	Sikkim	*	*
30	Tamil Nadu	168	90
31	Telangana	35	27
32	Tripura	5	3
33	Uttar Pradesh	#	#
34	Uttarakhand	7	1
35	West Bengal	#	#
Total		953	644

Source: Data collected by DGFASLI through correspondence with Chief Inspector of Factories (CIF) of States/UTs.

Note: (i) *: There are no registered factories in this State/UT. (ii) #: Data not reported by the CIF.

Table 8.2- Medical Inspectors of Factories (2021)

Sl.	State/UT	2021	
		Sanctioned	Working
1	Andaman and Nicobar Islands	#	#
2	Andhra Pradesh	2	#
3	Arunachal Pradesh	#	#
4	Assam	1	1
5	Bihar	2	#
6	Chandigarh	#	#
7	Chhattisgarh	1	1
8	Daman and Diu & Dadra and Nagar Haveli	#	#
9	Delhi	1	1
10	Goa	1	1
11	Gujarat	5	#
12	Haryana	5	3
13	Himachal Pradesh	#	#
14	Jammu and Kashmir	#	#
15	Jharkhand	#	#
16	Karnataka	1	1
17	Kerala	5	1
18	Lakshadweep	*	*
19	Madhya Pradesh	1	1
20	Maharashtra	2	1
21	Manipur	#	#
22	Meghalaya	#	#
23	Mizoram	#	#
24	Nagaland	1	1
25	Odisha	1	#
26	Puducherry	1	1
27	Punjab	#	#
28	Rajasthan	1	1
29	Sikkim	*	*
30	Tamil Nadu	#	#
31	Telangana	1	#
32	Tripura	#	#
33	Uttar Pradesh	#	#
34	Uttarakhand	#	#
35	West Bengal	#	#
Total		32	14

Source: Data collected by DGFASLI through correspondence with Chief Inspector of Factories (CIF) of States/UTs.

Note: (i) *: There are no registered factories in this State/UT. (ii) #: Data not reported by the CIF.

Table 8.3- Chemical Inspectors of Factories (2021)

Sl.	State/UT	2021	
		Sanctioned	Working
1	Andaman and Nicobar Islands	#	#
2	Andhra Pradesh	1	1
3	Arunachal Pradesh	#	#
4	Assam	#	#
5	Bihar	2	1
6	Chandigarh	#	#
7	Chhattisgarh	#	#
8	Daman and Diu & Dadra and Nagar Haveli	#	#
9	Delhi	1	#
10	Goa	#	#
11	Gujarat	4	1
12	Haryana	5	5
13	Himachal Pradesh	1	#
14	Jammu and Kashmir	#	#
15	Jharkhand	#	#
16	Karnataka	#	#
17	Kerala	4	4
18	Lakshadweep	*	*
19	Madhya Pradesh	#	#
20	Maharashtra	#	#
21	Manipur	#	#
22	Meghalaya	#	#
23	Mizoram	#	#
24	Nagaland	#	#
25	Odisha	#	#
26	Puducherry	1	#
27	Punjab	#	#
28	Rajasthan	3	2
29	Sikkim	*	*
30	Tamil Nadu	#	#
31	Telangana	#	#
32	Tripura	#	#
33	Uttar Pradesh	#	#
34	Uttarakhand	#	#
35	West Bengal	#	#
Total		22	14

Source: Data collected by DGFASLI through correspondence with Chief Inspector of Factories (CIF) of States/UTs.

Note:(i) *: There are no registered factories in this State/UT. (ii) #: Data not reported by the CIF/NIL Data.

Table 8.4- Hygiene Inspectors of Factories (2021)

Sl.	State/UT	2021	
		Sanctioned	Working
1	Andaman and Nicobar Islands	#	#
2	Andhra Pradesh	#	#
3	Arunachal Pradesh	#	#
4	Assam	#	#
5	Bihar	#	#
6	Chandigarh	#	#
7	Chhattisgarh	#	#
8	Daman and Diu & Dadra and Nagar Haveli	#	#
9	Delhi	#	#
10	Goa	#	#
11	Gujarat	4	#
12	Haryana	#	#
13	Himachal Pradesh	#	#
14	Jammu and Kashmir	#	#
15	Jharkhand	#	#
16	Karnataka	#	#
17	Kerala	#	#
18	Lakshadweep	*	*
19	Madhya Pradesh	#	#
20	Maharashtra	#	#
21	Manipur	#	#
22	Meghalaya	#	#
23	Mizoram	#	#
24	Nagaland	#	#
25	Odisha	#	#
26	Puducherry	#	#
27	Punjab	#	#
28	Rajasthan	2	2
29	Sikkim	*	*
30	Tamil Nadu	#	#
31	Telangana	#	#
32	Tripura	#	#
33	Uttar Pradesh	#	#
34	Uttarakhand	#	#
35	West Bengal	#	#
Total		6	2

Source: Data collected by DGFASLI through correspondence with Chief Inspector of Factories (CIF) of States/UTs.

Note: (i) *: There are no registered factories in this State/UT.
(ii) #: Data not reported by the CIF/NIL Data.

Table 8.5- Other Inspectors of Factories (2021)

Sl.	State/UT	2021	
		Sanctioned	Working
1	Andaman and Nicobar Islands	#	#
2	Andhra Pradesh	#	#
3	Arunachal Pradesh	#	#
4	Assam	#	#
5	Bihar	#	#
6	Chandigarh	#	#
7	Chhattisgarh	#	#
8	Daman and Diu & Dadra and Nagar Haveli	#	#
9	Delhi	#	#
10	Goa	#	#
11	Gujarat	21	14
12	Haryana	3	3
13	Himachal Pradesh	#	#
14	Jammu and Kashmir	#	#
15	Jharkhand	#	#
16	Karnataka	1	1
17	Kerala	2	1
18	Lakshadweep	*	*
19	Madhya Pradesh	#	#
20	Maharashtra	#	#
21	Manipur	#	#
22	Meghalaya	#	#
23	Mizoram	#	#
24	Nagaland	#	#
25	Odisha	#	#
26	Puducherry	1	1
27	Punjab	#	#
28	Rajasthan	#	#
29	Sikkim	*	*
30	Tamil Nadu	#	#
31	Telangana	#	#
32	Tripura	#	#
33	Uttar Pradesh	#	#
34	Uttarakhand	#	#
35	West Bengal	#	#
Total		28	20

Source: Data collected by DGFASLI through correspondence with Chief Inspector of Factories (CIF) of States/UTs.

Note: (i) *: There are no registered factories in this State/UT.

(ii) #: Data not reported by the CIF/NIL Data.

Table 8.6- Certifying Surgeons (employed) in Factories (2021)

Sl.	State/UT	2021	
		Sanctioned	Working
1	Andaman and Nicobar Islands	#	#
2	Andhra Pradesh	#	#
3	Arunachal Pradesh	#	#
4	Assam	3	2
5	Bihar	#	#
6	Chandigarh	#	#
7	Chhattisgarh	#	#
8	Daman and Diu & Dadra and Nagar Haveli	#	#
9	Delhi	1	1
10	Goa	#	#
11	Gujarat	21	5
12	Haryana	3	3
13	Himachal Pradesh	#	#
14	Jammu and Kashmir	#	#
15	Jharkhand	#	#
16	Karnataka	#	#
17	Kerala	#	#
18	Lakshadweep	*	*
19	Madhya Pradesh	#	#
20	Maharashtra	1	1
21	Manipur	#	#
22	Meghalaya	#	#
23	Mizoram	#	#
24	Nagaland	#	#
25	Odisha	#	#
26	Puducherry	1	1
27	Punjab	#	#
28	Rajasthan	1	1
29	Sikkim	*	*
30	Tamil Nadu	9	9
31	Telangana	#	#
32	Tripura	#	#
33	Uttar Pradesh	#	#
34	Uttarakhand	#	#
35	West Bengal	#	#
Total		40	23

Source: Data collected by DGFASLI through correspondence with Chief Inspector of Factories (CIF) of States/UTs.

Note: (i) *: There are no registered factories in this State/UT.
(ii) #: Data not reported by the CIF/NIL Data.

Table 8.7- Certifying Surgeons (notified) in Factories (2021)

Sl.	State/UT	2021	
		Sanctioned	Working
1	Andaman and Nicobar Islands	2	2
2	Andhra Pradesh	#	#
3	Arunachal Pradesh	#	#
4	Assam	#	#
5	Bihar	#	#
6	Chandigarh	#	#
7	Chhattisgarh	#	#
8	Daman and Diu & Dadra and Nagar Haveli	#	#
9	Delhi	1	1
10	Goa	1	1
11	Gujarat	#	#
12	Haryana	#	#
13	Himachal Pradesh	#	12
14	Jammu and Kashmir	#	#
15	Jharkhand	#	#
16	Karnataka	#	#
17	Kerala	#	#
18	Lakshadweep	*	*
19	Madhya Pradesh	#	#
20	Maharashtra	#	#
21	Manipur	#	#
22	Meghalaya	#	#
23	Mizoram	#	#
24	Nagaland	#	#
25	Odisha	#	#
26	Puducherry	#	#
27	Punjab	#	#
28	Rajasthan	1	#
29	Sikkim	*	*
30	Tamil Nadu	#	#
31	Telangana	#	#
32	Tripura	20	20
33	Uttar Pradesh	#	#
34	Uttarakhand	#	#
35	West Bengal	#	#
Total		25	36

Source: Data collected by DGFASLI through correspondence with Chief Inspector of Factories (CIF) of States/UTs.

Note: (i) *: There are no registered factories in this State/UT.
(ii) #: Data not reported by the CIF/NIL Data.

Table 8.8- State-wise Status of Registered Factories (2021)

Sl.	State/UT	2021
1	Andaman and Nicobar Islands	42
2	Andhra Pradesh	25881
3	Arunachal Pradesh	260
4	Assam	7790
5	Bihar	8444
6	Chandigarh	876
7	Chhattisgarh	5517
8	Daman and Diu & Dadra and Nagar Haveli	#
9	Delhi	13299
10	Goa	815
11	Gujarat	45920
12	Haryana	19522
13	Himachal Pradesh	5305
14	Jammu and Kashmir	1840
15	Jharkhand	5898
16	Karnataka	17251
17	Kerala	24277
18	Lakshadweep	*
19	Madhya Pradesh	7464
20	Maharashtra	39255
21	Manipur	957
22	Meghalaya	311
23	Mizoram	4
24	Nagaland	1032
25	Odisha	4713
26	Puducherry	3125
27	Punjab	#
28	Rajasthan	12385
29	Sikkim	*
30	Tamil Nadu	47918
31	Telangana	17017
32	Tripura	922
33	Uttar Pradesh	#
34	Uttarakhand	3538
35	West Bengal	#
Total		321578

Source: Data collected by DGFASLI through correspondence with Chief Inspector of Factories (CIF) of States/UTs.

Note: (i) *: There are no registered factories in this State/UT.
(ii) #: Data not reported by the CIF.

Table 8.9-State-wise Status of Working Factories (2021)

Sl.	State/UT	2021
1	Andaman and Nicobar Islands	39
2	Andhra Pradesh	19010
3	Arunachal Pradesh	248
4	Assam	6704
5	Bihar	6485
6	Chandigarh	416
7	Chhattisgarh	5517
8	Daman and Diu & Dadra and Nagar Haveli	#
9	Delhi	8724
10	Goa	815
11	Gujarat	36750
12	Haryana	18124
13	Himachal Pradesh	5305
14	Jammu and Kashmir	1188
15	Jharkhand	5268
16	Karnataka	16852
17	Kerala	23460
18	Lakshadweep	*
19	Madhya Pradesh	6690
20	Maharashtra	38625
21	Manipur	957
22	Meghalaya	283
23	Mizoram	4
24	Nagaland	1032
25	Odisha	2572
26	Puducherry	2151
27	Punjab	#
28	Rajasthan	12385
29	Sikkim	*
30	Tamil Nadu	28915
31	Telangana	15666
32	Tripura	836
33	Uttar Pradesh	#
34	Uttarakhand	3500
35	West Bengal	#
Total		268521

Source: Data collected by DGFASLI through correspondence with Chief Inspector of Factories (CIF) of States/UTs.

Note: (i) *: There are no registered factories in this State/UT.

(ii) #: Data not reported by the CIF.

Table 8.10- State-wise Status of Employment in Factories (2021)

Sl.	State/UT	2021
1	Andaman and Nicobar Islands	3242
2	Andhra Pradesh	793149
3	Arunachal Pradesh	8302
4	Assam	305690
5	Bihar	211680
6	Chandigarh	16460
7	Chhattisgarh	388014
8	Daman and Diu & Dadra and Nagar Haveli	#
9	Delhi	418752
10	Goa	290468
11	Gujarat	1983431
12	Haryana	1222300
13	Himachal Pradesh	366580
14	Jammu and Kashmir	68081
15	Jharkhand	339085
16	Karnataka	1621414
17	Kerala	649090
18	Lakshadweep	*
19	Madhya Pradesh	469098
20	Maharashtra	3022116
21	Manipur	14292
22	Meghalaya	15092
23	Mizoram	131
24	Nagaland	11990
25	Odisha	401568
26	Puducherry	85827
27	Punjab	#
28	Rajasthan	705548
29	Sikkim	*
30	Tamil Nadu	2384467
31	Telangana	865918
32	Tripura	63258
33	Uttar Pradesh	#
34	Uttarakhand	689869
35	West Bengal	#
Total		17414912

Source: Data collected by DGFASLI through correspondence with Chief Inspector of Factories (CIF) of States/UTs.

Note: (i) *: There are no registered factories in this State/UT.

(ii) #: Data not reported by the CIF.

Table 8.11- State-wise Status of Women Employment in Factories (2021)

Sl.	State/UT	2021
1	Andaman and Nicobar Islands	163
2	Andhra Pradesh	84802
3	Arunachal Pradesh	1056
4	Assam	39740
5	Bihar	154
6	Chandigarh	#
7	Chhattisgarh	19753
8	Daman and Diu & Dadra and Nagar Haveli	#
9	Delhi	29523
10	Goa	73716
11	Gujarat	201640
12	Haryana	543018
13	Himachal Pradesh	24249
14	Jammu and Kashmir	7533
15	Jharkhand	26399
16	Karnataka	424347
17	Kerala	220704
18	Lakshadweep	*
19	Madhya Pradesh	48900
20	Maharashtra	237090
21	Manipur	6354
22	Meghalaya	421
23	Mizoram	6
24	Nagaland	2166
25	Odisha	10265
26	Puducherry	7094
27	Punjab	#
28	Rajasthan	55456
29	Sikkim	*
30	Tamil Nadu	811801
31	Telangana	142150
32	Tripura	8322
33	Uttar Pradesh	#
34	Uttarakhand	30300
35	West Bengal	#
Total		3057122

Source: Data collected by DGFASLI through correspondence with Chief Inspector of Factories (CIF) of States/UTs.

Note: (i) *: There are no registered factories in this State/UT.

(ii) #: Data not reported by the CIF.

Table 8.12- State-wise Hazardous Process Factories under Sec. 2(cb) (2021)

Sl.	State/UT	2021
1	Andaman and Nicobar Islands	#
2	Andhra Pradesh	2180
3	Arunachal Pradesh	22
4	Assam	28
5	Bihar	97
6	Chandigarh	#
7	Chhattisgarh	871
8	Daman and Diu & Dadra and Nagar Haveli	#
9	Delhi	411
10	Goa	130
11	Gujarat	14990
12	Haryana	2120
13	Himachal Pradesh	420
14	Jammu and Kashmir	432
15	Jharkhand	776
16	Karnataka	1540
17	Kerala	1622
18	Lakshadweep	*
19	Madhya Pradesh	1506
20	Maharashtra	6492
21	Manipur	7
22	Meghalaya	210
23	Mizoram	#
24	Nagaland	2
25	Odisha	699
26	Puducherry	233
27	Punjab	#
28	Rajasthan	1104
29	Sikkim	*
30	Tamil Nadu	1599
31	Telangana	1990
32	Tripura	78
33	Uttar Pradesh	#
34	Uttarakhand	839
35	West Bengal	#
Total		40398

Source: Data collected by DGFASLI through correspondence with Chief Inspector of Factories (CIF) of States/UTs.

Note: (i) *: There are no registered factories in this State/UT.
(ii) #: Data not reported by the CIF/NIL data.

Table 8.13- State-wise Status of Workers in Hazardous Factories (2021)

Sl.	State/UT	2021
1	Andaman and Nicobar Islands	#
2	Andhra Pradesh	136053
3	Arunachal Pradesh	725
4	Assam	9042
5	Bihar	42346
6	Chandigarh	#
7	Chhattisgarh	243369
8	Daman and Diu & Dadra and Nagar Haveli	#
9	Delhi	15618
10	Goa	55004
11	Gujarat	488652
12	Haryana	119184
13	Himachal Pradesh	117009
14	Jammu and Kashmir	17216
15	Jharkhand	122329
16	Karnataka	283091
17	Kerala	33524
18	Lakshadweep	*
19	Madhya Pradesh	118050
20	Maharashtra	1020808
21	Manipur	838
22	Meghalaya	12263
23	Mizoram	#
24	Nagaland	73
25	Odisha	193468
26	Puducherry	10180
27	Punjab	#
28	Rajasthan	136178
29	Sikkim	*
30	Tamil Nadu	247848
31	Telangana	245117
32	Tripura	521
33	Uttar Pradesh	#
34	Uttarakhand	170000
35	West Bengal	#
Total		3838506

Source: Data collected by DGFASLI through correspondence with Chief Inspector of Factories (CIF) of States/UTs.

Note: (i) *: There are no registered factories in this State/UT.
(ii) #: Data not reported by the CIF/NIL data.

Table 8.14- No. of Factories Inspected (2021)

Sl.	State/UT	2021	
		All Factories	Hazardous Factories
1	Andaman and Nicobar Islands	19	#
2	Andhra Pradesh	2696	1252
3	Arunachal Pradesh	#	#
4	Assam	1777	28
5	Bihar	10	#
6	Chandigarh	#	#
7	Chhattisgarh	692	393
8	Daman and Diu & Dadra and Nagar Haveli	#	#
9	Delhi	526	39
10	Goa	160	29
11	Gujarat	8877	2970
12	Haryana	978	159
13	Himachal Pradesh	999	420
14	Jammu and Kashmir	645	255
15	Jharkhand	379	139
16	Karnataka	5630	721
17	Kerala	5122	300
18	Lakshadweep	*	*
19	Madhya Pradesh	796	407
20	Maharashtra	3158	1551
21	Manipur	191	7
22	Meghalaya	51	40
23	Mizoram	1	#
24	Nagaland	16	2
25	Odisha	959	699
26	Puducherry	479	82
27	Punjab	#	#
28	Rajasthan	2443	171
29	Sikkim	*	*
30	Tamil Nadu	8163	406
31	Telangana	1735	405
32	Tripura	489	31
33	Uttar Pradesh	#	#
34	Uttarakhand	134	7
35	West Bengal	#	#
Total		47125	10513

Source: Data collected by DGFASLI through correspondence with Chief Inspector of Factories (CIF) of States/UTs.

Note: (i) *: There are no registered factories in this State/UT.
(ii) #: Data not reported by the CIF/NIL Data.

Table 8.15- Prosecution & Conviction under Section 92 & 96A (2021)

Sl.	State/UT	2021					
		No. of prosecutions			No. of convictions	Penalty imposed	
		pending from previous year	launched during the year	decided during the year		Imprisonment	Total fine imposed
1	Andaman and Nicobar Islands	#	#	#	#	#	#
2	Andhra Pradesh	1562	602	215	215	#	3459500
3	Arunachal Pradesh	#	#	#	#	#	#
4	Assam	22	#	#	#	#	#
5	Bihar	263	30	#	#	#	#
6	Chandigarh	#	#	#	#	#	#
7	Chhattisgarh	460	178	181	104	#	15861000
8	DD & DNH	#	#	#	#	#	#
9	Delhi	203	32	15	32	#	159000
10	Goa	17	6	3	2	#	60000
11	Gujarat	17484	2312	1376	1285	#	13022500
12	Haryana	8146	3120	2541	1823	#	7302500
13	Himachal Pradesh	471	26	34	34	#	623000
14	Jammu and Kashmir	31	17	7	7	#	20000
15	Jharkhand	367	16	1	#	#	#
16	Karnataka	714	88	80	30	6	1172000
17	Kerala	207	31	37	26	2	683500
18	Lakshadweep	*	*	*	*	*	*
19	Madhya Pradesh	2206	91	30	#	#	1554000
20	Maharashtra	2429	547	412	83	#	5675500
21	Manipur	#	#	#	#	#	#
22	Meghalaya	#	#	#	#	#	#
23	Mizoram	#	#	#	#	#	#
24	Nagaland	#	#	#	#	#	#
25	Odisha	2683	60	3	#	#	#
26	Puducherry	5	8	7	#	#	440000
27	Punjab	#	#	#	#	#	#
28	Rajasthan	310	22	7	#	#	655000
29	Sikkim	*	*	*	*	*	*
30	Tamil Nadu	7559	1682	1335	1297	#	12149000
31	Telangana	2825	179	144	72	#	1935000
32	Tripura	8	1	2	2	#	11000
33	Uttar Pradesh	#	#	#	#	#	#
34	Uttarakhand	12	20	19	#	#	#
35	West Bengal	#	#	#	#	#	#
Total		47984	9068	6449	5012	8	64782500

Source: Data collected by DGFASLI through correspondence with Chief Inspector of Factories (CIF) of States/UTs.

Note: (i) *: There are no registered factories in this State/UT.
(ii) #: Data not reported by the CIF/NIL Data.

Table 8.16- State-wise Status of Safety Officers (SO) (2021)

Sl.	State/UT	2021			
		No. of factories		No. of Safety officers	
		Requiring Safety officers	Having Safety officers	Required in factories	Working in factories
1	Andaman and Nicobar Islands	#	#	#	#
2	Andhra Pradesh	177	153	167	148
3	Arunachal Pradesh	5	1	5	1
4	Assam	8	8	70	70
5	Bihar	37	37	61	63
6	Chandigarh	3	3	3	3
7	Chhattisgarh	160	161	216	224
8	DD & DNH	#	#	#	#
9	Delhi	14	21	14	21
10	Goa	69	64	122	164
11	Gujarat	794	781	1097	1193
12	Haryana	154	145	167	150
13	Himachal Pradesh	22	22	22	22
14	Jammu and Kashmir	3	14	3	14
15	Jharkhand	71	67	193	162
16	Karnataka	252	268	325	356
17	Kerala	96	74	106	81
18	Lakshadweep	*	*	*	*
19	Madhya Pradesh	175	175	180	179
20	Maharashtra	1158	1071	1378	1264
21	Manipur	4	4	4	4
22	Meghalaya	1	11	1	12
23	Mizoram	#	2	#	2
24	Nagaland	#	#	#	#
25	Odisha	131	114	371	333
26	Puducherry	10	9	10	9
27	Punjab	#	#	#	#
28	Rajasthan	130	128	162	165
29	Sikkim	*	*	*	*
30	Tamil Nadu	751	718	792	748
31	Telangana	115	115	124	120
32	Tripura	#	5	#	5
33	Uttar Pradesh	#	#	#	#
34	Uttarakhand	152	140	152	138
35	West Bengal	#	#	#	#
Total		4492	4311	5745	5651

Source: Data collected by DGFASLI through correspondence with Chief Inspector of Factories (CIF) of States/UTs.

Note: (i) *: There are no registered factories in this State/UT.
(ii) #: Data not reported by the CIF/NIL Data.

Table 8.17- State-wise Status of Declaration of Safety Policy (2021)

Sl.	State/UT	2021	
		No. of factories	
		Requiring Safety policy	Having Safety policy
1	Andaman and Nicobar Islands	#	#
2	Andhra Pradesh	#	#
3	Arunachal Pradesh	3	1
4	Assam	125	125
5	Bihar	97	9
6	Chandigarh	#	#
7	Chhattisgarh	562	507
8	Daman and Diu & Dadra and Nagar Haveli	#	#
9	Delhi	4350	#
10	Goa	421	367
11	Gujarat	8821	8794
12	Haryana	3080	2156
13	Himachal Pradesh	420	420
14	Jammu and Kashmir	30	30
15	Jharkhand	640	432
16	Karnataka	1985	1872
17	Kerala	502	486
18	Lakshadweep	*	*
19	Madhya Pradesh	2200	2170
20	Maharashtra	4174	3682
21	Manipur	6	6
22	Meghalaya	283	283
23	Mizoram	#	#
24	Nagaland	#	#
25	Odisha	1594	1314
26	Puducherry	30	29
27	Punjab	#	#
28	Rajasthan	250	490
29	Sikkim	*	*
30	Tamil Nadu	3866	3741
31	Telangana	747	725
32	Tripura	80	5
33	Uttar Pradesh	#	#
34	Uttarakhand	700	680
35	West Bengal	#	#
Total		34966	28324

Source: Data collected by DGFASLI through correspondence with Chief Inspector of Factories (CIF) of States/UTs.

Note: (i) *: There are no registered factories in this State/UT.
(ii) #: Data not reported by the CIF/NIL Data.

Table 8.18 State-wise Constitution of Safety Committee (2021)

Sl.	State/UT	2021	
		No. of factories	
		Requiring Safety Committee	Having Safety Committee
1	Andaman and Nicobar Islands	#	#
2	Andhra Pradesh	1411	1124
3	Arunachal Pradesh	3	1
4	Assam	125	125
5	Bihar	97	#
6	Chandigarh	#	#
7	Chhattisgarh	537	482
8	Daman and Diu & Dadra and Nagar Haveli	#	#
9	Delhi	184	#
10	Goa	388	282
11	Gujarat	7028	7106
12	Haryana	1509	1348
13	Himachal Pradesh	420	420
14	Jammu and Kashmir	30	26
15	Jharkhand	202	168
16	Karnataka	1550	1452
17	Kerala	206	196
18	Lakshadweep	*	*
19	Madhya Pradesh	1791	1691
20	Maharashtra	3302	2929
21	Manipur	6	6
22	Meghalaya	91	21
23	Mizoram	#	#
24	Nagaland	#	#
25	Odisha	623	480
26	Puducherry	30	29
27	Punjab	#	#
28	Rajasthan	615	590
29	Sikkim	*	*
30	Tamil Nadu	3533	3367
31	Telangana	1029	1029
32	Tripura	80	5
33	Uttar Pradesh	#	#
34	Uttarakhand	700	680
35	West Bengal	#	#
Total		25490	23557

Source: Data collected by DGFASLI through correspondence with Chief Inspector of Factories (CIF) of States/UTs.

Note: (i) *: There are no registered factories in this State/UT.
(ii) #: Data not reported by the CIF/NIL Data.

Table 8.19- State-wise Onsite Emergency Plan (in respect of MAH Units) (2021)

Sl.	State/UT	2021	
		No. of factories	
		Required to draw Emergency plan	Having drawn Emergency plan
1	Andaman and Nicobar Islands	#	#
2	Andhra Pradesh	89	89
3	Arunachal Pradesh	4	2
4	Assam	28	28
5	Bihar	39	39
6	Chandigarh	#	#
7	Chhattisgarh	44	43
8	Daman and Diu & Dadra and Nagar Haveli	#	#
9	Delhi	14	14
10	Goa	12	12
11	Gujarat	557	571
12	Haryana	52	51
13	Himachal Pradesh	9	9
14	Jammu and Kashmir	10	10
15	Jharkhand	21	21
16	Karnataka	81	81
17	Kerala	46	45
18	Lakshadweep	*	*
19	Madhya Pradesh	97	97
20	Maharashtra	435	436
21	Manipur	6	6
22	Meghalaya	#	#
23	Mizoram	#	#
24	Nagaland	2	2
25	Odisha	39	39
26	Puducherry	3	3
27	Punjab	#	#
28	Rajasthan	109	109
29	Sikkim	*	*
30	Tamil Nadu	207	187
31	Telangana	74	73
32	Tripura	12	9
33	Uttar Pradesh	#	#
34	Uttarakhand	36	36
35	West Bengal	#	#
Total		2026	2012

Source: Data collected by DGFASLI through correspondence with Chief Inspector of Factories (CIF) of States/UTs.

Note: (i) *: There are no registered factories in this State/UT.
(ii) #: Data not reported by the CIF/NIL Data.

Table 8.20- State-wise Medical Facilities in Factories (2021)

Sl.	State/UT	2021			
		No. of Medical Officers			
		Full time basis		Retainership/part time basis	
		Required	In position	Required	In position
1	Andaman and Nicobar Islands	2	1	#	#
2	Andhra Pradesh	633	555	#	#
3	Arunachal Pradesh	6	#	#	#
4	Assam	#	#	#	#
5	Bihar	39	39	9	9
6	Chandigarh	#	#	#	#
7	Chhattisgarh	210	130	306	214
8	Daman and Diu & Dadra and Nagar Haveli	#	#	#	#
9	Delhi	5	#	371	#
10	Goa	19	27	111	115
11	Gujarat	614	471	3874	2929
12	Haryana	131	111	175	157
13	Himachal Pradesh	387	387	2609	2609
14	Jammu and Kashmir	2	#	#	#
15	Jharkhand	102	92	143	96
16	Karnataka	572	498	289	244
17	Kerala	27	26	21	29
18	Lakshadweep	*	*	*	*
19	Madhya Pradesh	171	169	339	329
20	Maharashtra	748	571	1920	1343
21	Manipur	1	1	5	5
22	Meghalaya	10	8	71	27
23	Mizoram	#	#	#	#
24	Nagaland	#	#	#	#
25	Odisha	149	156	126	77
26	Puducherry	10	9	29	23
27	Punjab	#	#	#	#
28	Rajasthan	170	150	118	135
29	Sikkim	*	*	*	*
30	Tamil Nadu	472	318	531	443
31	Telangana	237	237	156	156
32	Tripura	5	3	1	1
33	Uttar Pradesh	#	#	#	#
34	Uttarakhand	250	60	200	105
35	West Bengal	#	#	#	#
Total		4972	4019	11404	9046

Source: Data collected by DGFASLI through correspondence with Chief Inspector of Factories (CIF) of States/UTs.

Note: (i) *: There are no registered factories in this State/UT.
(ii) #: Data not reported by the CIF/NIL Data.

Table 8.21- State-wise Ambulance Van and Ambulance Room (2021)

Sl.	State/UT	2021			
		No. of factories			
		Requiring Ambulance Vans	Having Ambulance Vans	Requiring Ambulance Rooms	Having Ambulance Rooms
1	Andaman and Nicobar Islands	2	2	2	2
2	Andhra Pradesh	#	#	209	184
3	Arunachal Pradesh	5	#	#	#
4	Assam	20	20	20	90
5	Bihar	35	30	31	30
6	Chandigarh	#	#	#	#
7	Chhattisgarh	171	181	113	120
8	DD & DNH	#	#	#	#
9	Delhi	5	#	6	#
10	Goa	111	92	19	19
11	Gujarat	772	789	538	554
12	Haryana	190	179	158	147
13	Himachal Pradesh	209	209	209	209
14	Jammu and Kashmir	#	9	20	13
15	Jharkhand	74	68	106	80
16	Karnataka	528	452	485	442
17	Kerala	24	20	38	39
18	Lakshadweep	*	*	*	*
19	Madhya Pradesh	232	192	175	168
20	Maharashtra	749	610	508	423
21	Manipur	2	2	2	2
22	Meghalaya	15	2	1	1
23	Mizoram	#	#	#	1
24	Nagaland	#	#	#	#
25	Odisha	186	220	179	182
26	Puducherry	10	9	10	9
27	Punjab	#	#	#	#
28	Rajasthan	160	150	225	920
29	Sikkim	*	*	*	*
30	Tamil Nadu	447	434	920	925
31	Telangana	269	269	269	269
32	Tripura	5	3	5	3
33	Uttar Pradesh	#	#	#	#
34	Uttarakhand	250	70	250	200
35	West Bengal	#	#	#	#
Total		4471	4012	4498	5032

Source: Data collected by DGFASLI through correspondence with Chief Inspector of Factories (CIF) of States/UTs.

Note: (i) *: There are no registered factories in this State/UT.

(ii) #: Data not reported by the CIF/NIL Data.

Table 8.22- State-wise Canteens, Shelters, Rest Rooms and Crèches (2021)

Sl.	State/UT	2021					
		Canteen		Shelter, Rest Room, Lunch Room		Crèches	
		Requiring	Having	Requiring	Having	Requiring	Having
1	Andaman and Nicobar Islands	3	#	3	#	#	#
2	Andhra Pradesh	463	422	726	673	441	363
3	Arunachal Pradesh	15	2	9	2	#	#
4	Assam	90	130	45	125	35	55
5	Bihar	43	43	101	52	1	1
6	Chandigarh	#	#	#	#	#	#
7	Chhattisgarh	196	186	255	302	25	25
8	DD and DNH	#	#	#	#	#	#
9	Delhi	127	#	482	#	#	#
10	Goa	99	159	380	401	147	73
11	Gujarat	1602	1726	3058	3155	396	412
12	Haryana	737	679	1213	1113	129	124
13	Himachal Pradesh	419	419	132	132	124	124
14	Jammu and Kashmir	49	49	90	90	36	26
15	Jharkhand	144	139	260	265	28	19
16	Karnataka	1005	987	1150	1072	1562	1491
17	Kerala	294	289	1159	1202	813	793
18	Lakshadweep	*	*	*	*	*	*
19	Madhya Pradesh	292	277	585	580	87	83
20	Maharashtra	1881	1364	2704	2494	747	663
21	Manipur	6	6	10	10	21	21
22	Meghalaya	15	28	11	40	8	2
23	Mizoram	#	1	#	1	#	1
24	Nagaland	82	51	#	#	#	#
25	Odisha	213	199	374	371	64	56
26	Puducherry	37	30	53	39	7	5
27	Punjab	#	#	#	#	#	#
28	Rajasthan	455	432	770	752	115	115
29	Sikkim	*	*	*	*	*	*
30	Tamil Nadu	2616	2514	4014	3628	4181	3687
31	Telangana	417	417	670	670	286	286
32	Tripura	94	9	94	89	3	1
33	Uttar Pradesh	#	#	#	#	#	#
34	Uttarakhand	480	360	255	160	70	50
35	West Bengal	#	#	#	#	#	#
Total		11874	10918	18603	17418	9326	8476

Source: Data collected by DGFASLI through correspondence with Chief Inspector of Factories (CIF) of States/UTs.

Note: (i) *: There are no registered factories in this State/UT.

(ii) #: Data not reported by the CIF/NIL Data.

Table 8.23- State-wise Welfare Officers (2021)

Sl.	State/UT	2021			
		No. of factories		No. of welfare officers	
		Requiring welfare officers	Having welfare officers	Required in factories	Working in factories
1	Andaman and Nicobar Islands	2	1	2	1
2	Andhra Pradesh	287	267	294	248
3	Arunachal Pradesh	5	#	5	#
4	Assam	90	162	90	162
5	Bihar	31	31	46	46
6	Chandigarh	#	#	#	#
7	Chhattisgarh	135	119	129	116
8	DD & DNH	#	#	#	#
9	Delhi	41	#	41	#
10	Goa	99	40	99	69
11	Gujarat	699	707	819	802
12	Haryana	247	217	261	228
13	Himachal Pradesh	100	100	100	100
14	Jammu and Kashmir	12	6	12	6
15	Jharkhand	76	72	113	107
16	Karnataka	509	491	602	588
17	Kerala	84	81	89	88
18	Lakshadweep	*	*	*	*
19	Madhya Pradesh	165	158	181	175
20	Maharashtra	699	647	758	702
21	Manipur	1	1	1	1
22	Meghalaya	3	2	3	2
23	Mizoram	#	1	#	1
24	Nagaland	#	#	#	#
25	Odisha	126	111	145	99
26	Puducherry	10	9	10	9
27	Punjab	#	#	#	#
28	Rajasthan	262	245	250	247
29	Sikkim	*	*	*	*
30	Tamil Nadu	1099	986	1454	1298
31	Telangana	240	240	250	250
32	Tripura	3	2	3	2
33	Uttar Pradesh	#	#	#	#
34	Uttarakhand	185	140	185	140
35	West Bengal	#	#	#	#
Total		5210	4836	5942	5487

Source: Data collected by DGFASLI through correspondence with Chief Inspector of Factories (CIF) of States/UTs.

Note: (i) *: There are no registered factories in this State/UT.

(ii) #: Data not reported by the CIF/NIL Data.

Table 8.24-Dangerous occurrences, Fatal Injuries, and Non-Fatal Injuries in Factories (2021)

Sl.	State/UT	2021		
		Dangerous occurrences	Fatal injuries	Non-fatal injuries
1	Andaman and Nicobar Islands	#	#	41
2	Andhra Pradesh	8	65	60
3	Arunachal Pradesh	#	#	#
4	Assam	#	4	40
5	Bihar	#	17	14
6	Chandigarh	#	#	#
7	Chhattisgarh	#	82	117
8	Daman and Diu & Dadra and Nagar Haveli	#	#	#
9	Delhi	21	6	19
10	Goa	#	2	29
11	Gujarat	549	235	621
12	Haryana	17	14	24
13	Himachal Pradesh	17	2	15
14	Jammu and Kashmir	5	2	3
15	Jharkhand	#	26	35
16	Karnataka	#	46	27
17	Kerala	34	12	117
18	Lakshadweep	*	*	*
19	Madhya Pradesh	2	30	258
20	Maharashtra	242	180	793
21	Manipur	#	#	#
22	Meghalaya	#	1	#
23	Mizoram	#	#	#
24	Nagaland	#	#	#
25	Odisha	5	36	35
26	Puducherry	#	4	30
27	Punjab	#	#	#
28	Rajasthan	#	19	141
29	Sikkim	*	*	*
30	Tamil Nadu	140	147	288
31	Telangana	18	50	65
32	Tripura	#	2	#
33	Uttar Pradesh	#	#	#
34	Uttarakhand	#	6	31
35	West Bengal	#	#	#
Total		1058	988	2803

Source: Data collected by DGFASLI through correspondence with Chief Inspector of Factories (CIF) of States/UTs.

Note: (i) *: There are no registered factories in this State/UT.
(ii) #: Data not reported by the CIF/ NIL Data.

Table 8.25- Occupational diseases (2021)

Sl.	State	Occupational Diseases	2021
1	Andaman and Nicobar Islands	-	NIL
2	Andhra Pradesh	-	NIL
3	Arunachal Pradesh	-	NIL
4	Assam	-	NIL
5	Bihar	-	NIL
6	Chandigarh	-	NIL
7	Chhattisgarh	-	NIL
8	DD & DNH	-	#
9	Delhi	-	NIL
10	Goa	-	NIL
11	Gujarat	Noise Induced Hearing Loss	10
		Silicosis	NIL
12	Haryana	Silicosis	27
13	Himachal Pradesh	-	NIL
14	Jammu & Kashmir	-	NIL
15	Jharkhand	-	NIL
16	Karnataka	-	NIL
17	Kerala	-	NIL
18	Lakshadweep	-	*
19	Madhya Pradesh	-	NIL
20	Maharashtra	-	NIL
21	Manipur	-	NIL
22	Meghalaya	-	NIL
23	Mizoram	-	NIL
24	Nagaland	-	NIL
25	Odisha	-	NIL
26	Puducherry	-	NIL
27	Punjab	-	#
28	Rajasthan	-	NIL
29	Sikkim	-	*
30	Tamil Nadu	-	NIL
31	Telangana	-	NIL
32	Tripura	-	NIL
33	Uttar Pradesh	-	#
34	Uttarakhand	-	NIL
35	West Bengal	-	#
Total			37

Source: Data collected by DGFASLI through correspondence with Chief Inspector of Factories (CIF) of States/UTs.

Note: (i) *: There are no registered factories in this State/UT.
(ii) #: Data not reported by the CIF.

9

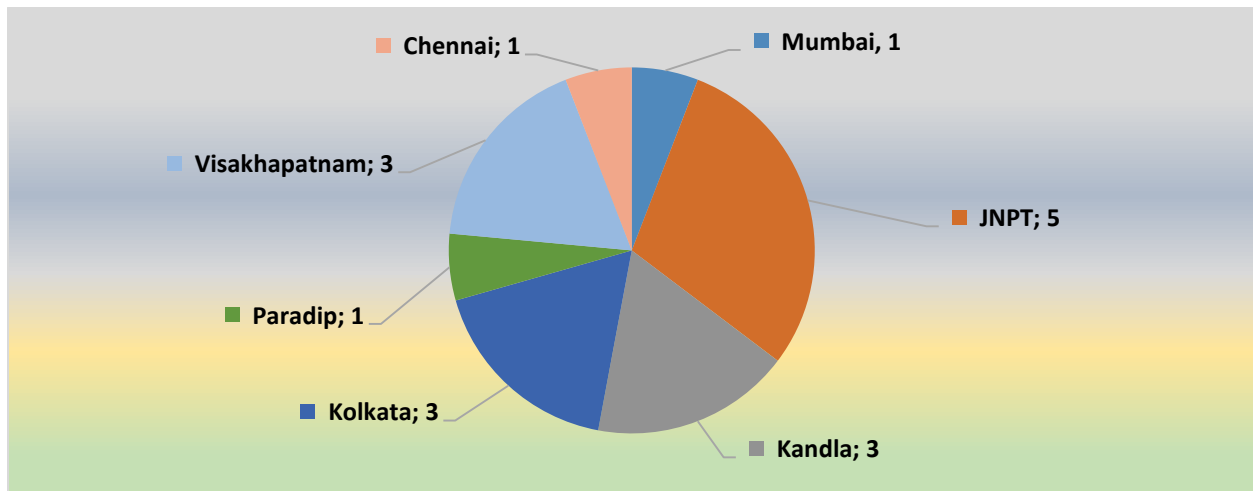
Statistics on Occupational Safety and Health in Dock Works of Major Ports

DGFASLI enforces the Dock Workers (Safety, Health & Welfare) Act, 1986 and Regulations 1990 in all the major ports of the country. The Inspectorate of Dock Safety offices located in the major ports enforce the Act and Regulations. Under Regulations 91(1) & (6) it is obligatory on the part of the Employers of the Dock Workers to report the accidents/dangerous occurrences to the Inspectorates.

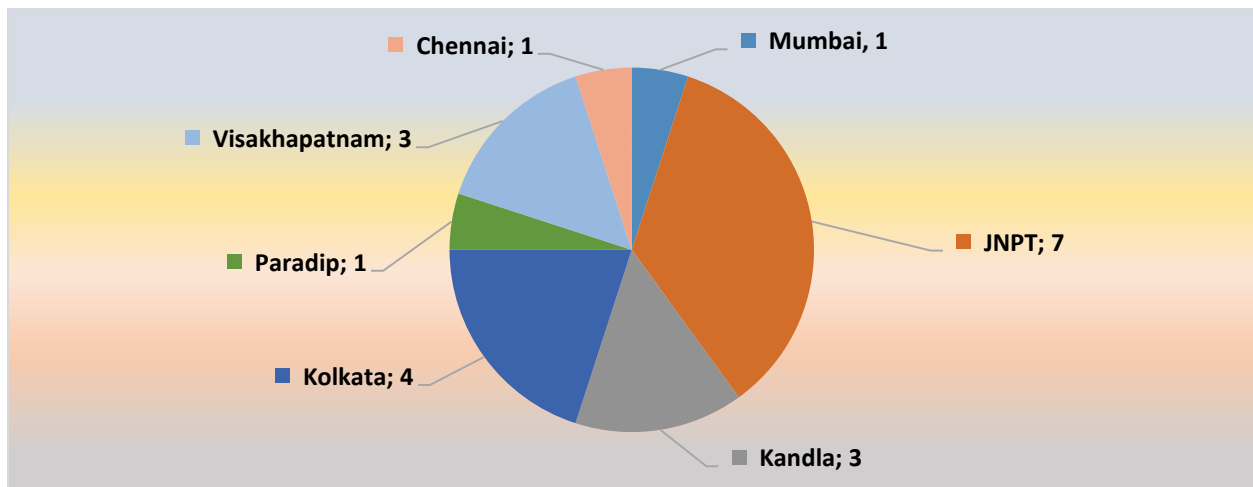
Important Statistics on Occupational Safety & Health in the major Ports of the country for the year 2022 are given in the subsequent tables:

Table 9.1- Reportable Accidents & Dangerous Occurrences in major Ports during the year 2022

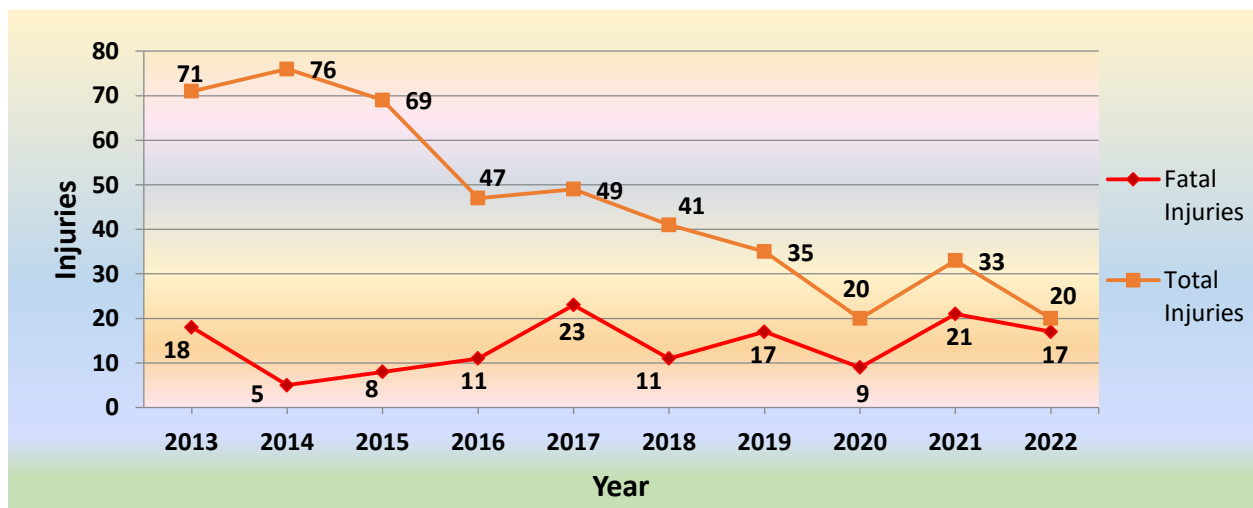
Sl. No.	Port	Fatal Accidents	Non-Fatal Accidents	Total Accidents	Dangerous Occurrences
1.	Mumbai	1	0	1	0
2.	J N Port	5	2	7	0
3.	Kandla	3	0	3	0
4.	Mormugao	0	0	0	0
5.	Kolkata	3	1	4	0
6.	Paradip	1	0	1	2
7.	Visakhapatnam	3	0	3	1
8.	Chennai	1	0	1	0
9.	Kochi	0	0	0	1
10.	New Mangalore	0	0	0	0
11.	Tuticorin	0	0	0	0
Total		17	3	20	4



Pie chart-1: Fatal Injuries in major ports (2022)



Pie chart-2: Total Injuries in major ports (2022)



Graph-3: Fatal Injuries and Total Injuries in major ports (2022)

Table 9.2-Average Daily Employment & Rates of Reportable Accidents in major Ports during the year 2022

Sl. No.	Port	Average Daily Employment	*Frequency Rate		*Incidence Rate of injuries per Thousand persons employed	
			Fatal	Total	Fatal	Total
1.	Mumbai	6607	0.05	0.05	0.15	0.15
2.	J N Port	6077	0.30	0.40	0.80	1.15
3.	Kandla	5010	0.07	0.07	0.60	0.60
4.	Mormugao	391	0.00	0.00	0.00	0.00
5.	Kolkata	8698	0.12	0.16	0.35	0.46
6.	Paradip	1816	0.19	0.19	0.55	0.55
7.	Visakhapatnam	1036	0.99	0.99	2.89	2.89
8.	Chennai	1141	0.30	0.30	0.88	0.88
9.	Kochi	220	0.00	0.00	0.00	0.00
10.	New Mangalore	390	0.00	0.00	0.00	0.00
11.	Tuticorin	474	0.00	0.00	0.00	0.00

* Formula (As per IS: 3786 of 1983)

Frequency Rate = No. of Reportable Accidents X 1,000,000/Man-hours worked[#].

Incidence Rate = No. of Reportable Accidents X 1000/ Avg. No. of Persons Employed.

[#] Man-hours worked are calculated on the basis of 362 working days in a year

Table 9.3-Classification of Reportable Accidents in Major Ports – According to Agency for the Year-2022

Sl.	Agency	Mumbai	J N Port	Kandla	Mormugao	Kolkata	Paradip	Visakhapatnam	Chennai	Kochi	New Mangalore	Tuticorin	Total
1.	Lifting appliances	0(0)	1(0)	0(0)	0(0)	0(0)	0(0)	1(1)	0(0)	0(0)	0(0)	0(0)	2(1)
2.	Loose gear & Ropes	0(0)	0(0)	1(1)	0(0)	0(0)	0(0)	0(0)	0(0)	0(0)	0(0)	0(0)	1(1)
3.	Unitized & Break bulk cargo	0(0)	0(0)	0(0)	0(0)	0(0)	0(0)	0(0)	0(0)	0(0)	0(0)	0(0)	0(0)
4.	Bulk cargo	0(0)	1(1)	0(0)	0(0)	0(0)	0(0)	1(1)	0(0)	0(0)	0(0)	0(0)	2(2)
5.	Electrical equipment	0(0)	0(0)	0(0)	0(0)	0(0)	0(0)	0(0)	0(0)	0(0)	0(0)	0(0)	0(0)
6.	Tools & Implements	0(0)	0(0)	0(0)	0(0)	0(0)	0(0)	0(0)	0(0)	0(0)	0(0)	0(0)	0(0)
7.	Means of Access	0(0)	1(1)	0(0)	0(0)	0(0)	0(0)	0(0)	0(0)	0(0)	0(0)	0(0)	1(1)
8.	Means of Transportation	0(0)	3(2)	2(2)	0(0)	3(2)	1(1)	0(0)	1(1)	0(0)	0(0)	0(0)	10(8)
9.	Other agencies	1(1)	1(1)	0(0)	0(0)	1(1)	0(0)	1(1)	0(0)	0(0)	0(0)	0(0)	4(4)
TOTAL		1(1)	7(5)	3(3)	0(0)	4(3)	1(1)	3(3)	1(1)	0(0)	0(0)	0(0)	20(17)

Note: Figures in brackets represent Fatal Accidents.

Table 9.4- Classification of Reportable Accidents in Major Ports – According to Type for the year 2022

Sl. No.	TYPE	Mumbai	J N Port	Kandla	Morm-ugao	Kolkata	Paradip	Visakha-patnam	Chennai	Kochi	New Mangalore	Tuticorin	Total
1.	Fall of persons	1(1)	0(0)	0(0)	0(0)	0(0)	0(0)	1(1)	0(0)	0(0)	0(0)	0(0)	2(2)
2.	Fall of objects	0(0)	2(2)	0(0)	0(0)	0(0)	0(0)	0(0)	0(0)	0(0)	0(0)	0(0)	2(2)
3.	Stepping on, striking against or struck by objects excluding falling objects.	0(0)	3(2)	2(2)	0(0)	3(2)	1(1)	2(2)	1(1)	0(0)	0(0)	0(0)	12(10)
4.	Caught in or between	0(0)	1(0)	0(0)	0(0)	0(0)	0(0)	0(0)	0(0)	0(0)	0(0)	0(0)	1(0)
5.	Over exertion or wrong movement	0(0)	0(0)	1(1)	0(0)	0(0)	0(0)	0(0)	0(0)	0(0)	0(0)	0(0)	1(1)
6.	Exposure to or contact with extreme temperature	0(0)	0(0)	0(0)	0(0)	0(0)	0(0)	0(0)	0(0)	0(0)	0(0)	0(0)	0(0)
7.	Exposure to or contact with electric current	0(0)	0(0)	0(0)	0(0)	0(0)	0(0)	0(0)	0(0)	0(0)	0(0)	0(0)	0(0)
8.	Exposure to or contact with dangerous goods	0(0)	0(0)	0(0)	0(0)	0(0)	0(0)	0(0)	0(0)	0(0)	0(0)	0(0)	0(0)
9.	Explosion	0(0)	1(1)	0(0)	0(0)	0(0)	0(0)	0(0)	0(0)	0(0)	0(0)	0(0)	1(1)
10.	Others	0(0)	0(0)	0(0)	0(0)	1(1)	0(0)	0(0)	0(0)	0(0)	0(0)	0(0)	1(1)
TOTAL		1(1)	7(5)	3(3)	0(0)	4(3)	1(1)	3(3)	1(1)	0(0)	0(0)	0(0)	20(17)

Note: Figures in brackets represent Fatal Accidents.

Table 9.5- Details of Inspections and other visits in Major Ports during the year 2022

Sl.	Port	Ship	Docks	Gear	Isolated Storage/ Pipelines	Other Visits
1.	Mumbai	21	92	27	0	30
2.	J N Port	0	66	1	2	40
3.	Kandla	65	5	65	6	7
4.	Mormugao	36	71	16	0	25
5.	Kolkata	12	159	103	0	131
6.	Paradip	49	58	172	10	96
7.	Visakhapatnam	15	55	25	1	196
8.	Chennai	128	34	18	0	38
9.	Kochi	50	75	48	2	72
10.	New Mangalore	23	99	23	0	82
11.	Tuticorin	38	24	42	2	153
Total		437	738	540	23	870

Table 9.6- Details of Prosecution in Major Ports during the year 2022

Sl.	Port	Pending From Previous Year	Launched during the year	Decided during the year	Convicted
1.	Mumbai	9	3	1	0
2.	J N Port	3	1	0	0
3.	Kandla	12	0	2	2
4.	Mormugao	4	0	0	0
5.	Kolkata	22	3	1	1
6.	Paradip	11	3	0	0
7.	Visakhapatnam	4	0	0	0
8.	Chennai	8	6	4	4
9.	Kochi	1	1	1	1
10.	New Mangalore	9	2	9	9
11.	Tuticorin	8	0	2	2
Total		91	19	20	19

Table 9.7- Investigation into Reportable Fatal Accidents/Dangerous Occurrences in 2022

Sl.	Port	Pending from Previous Year	Initiated during the year	Concluded during the year
1.	Mumbai	0	1	1
2.	J N Port	2	5	2
3.	Kandla	7	3	0
4.	Mormugao	5	0	5
5.	Kolkata	2	4	4
6.	Paradip	3	3	3
7.	Visakhapatnam	0	4	0
8.	Chennai	3	1	2
9.	Kochi	0	1	1
10.	New Mangalore	2	0	0
11.	Tuticorin	1	0	1
Total		25	22	19

Table 9.8- Dock Safety Committee Meetings conducted/Safety Weeks celebrated in 2022

Sl.	Port	Committee Meeting	Safety Weeks
1.	Mumbai	4	1
2.	J N Port	4	11
3.	Kandla	4	1
4.	Mormugao	1	0
5.	Kolkata	6	2
6.	Paradip	4	5
7.	Visakhapatnam	4	1
8.	Chennai	4	1
9.	Kochi	4	1
10.	New Mangalore	4	1
11.	Tuticorin	3	1
Total		42	25

Table 9.9- Total Number of Ships Called in the Major Ports during 2021 and 2022

Sl.	Port	Total Nos. of Ships Called			
		Oil Tankers		Others	
		2021	2022	2021	2022
1.	Mumbai	1097	1019	4872	5864
2.	J N Port	476	616	3598	2103
3.	Kandla	1618	1615	1523	1710
4.	Mormugao	91	78	582	327
5.	Kolkata	1125	1088	2024	1928
6.	Paradip	410	413	1590	1814
7.	Visakhapatnam	426	427	1968	1564
8.	Chennai	274	310	1152	1264
9.	Kochi	439	462	1123	995
10.	New Mangalore	764	793	550	495
11.	Tuticorin	157	155	1096	1224
Total		6877	6976	20078	19288

Table 9.10- Cargo Handled in Major Ports during 2021 and 2022

Sl.	Port	Cargo Handled					
		Container in TEUs		POL (Tons)		Others (Tons)	
		2021	2022	2021	2022	2021	2022
1.	Mumbai	25026	21044	36965817	37672945	22645157	25128174
2.	J N Port	7442512	5684559	6056843	3156734	33709588	3746759
3.	Kandla	503702	491251	58687472	71263891	68544365	64146289
4.	Mormugao	18505	4121	522711	581399	31612232	16658836
5.	Kolkata	621442	683456	15655000	10350404	32174000	53396985
6.	Paradip	11708	11610	35275705	37,189,264	80435373	92,152,545
7.	Visakhapatnam	500881	501854	14189635	16022546	46144580	48973929
8.	Chennai	1634237	1495311	11277458	14256217	37398405	34984339
9.	Kochi	766981	700644	21418613	21321265	3307548	3168075
10.	New Mangalore	155786	163500	23031942	27223843	14132800	14547103
11.	Tuticorin	820881	741477	351680	308734	17882262	20645057
Total		12501661	10498827	223432876	239347242	387986310	377548091

Table 9.11- Safety Facilities in Major Ports during the year 2022

Sl.	Port	Safety Facilities		
		No. of Safety Officers	No. of Visits to Safety Exhibition Centers	No. of Competent persons
1.	Mumbai	2	0	17
2.	J N Port	20	5	6
3.	Kandla	1	0	7
4.	Mormugao	1	0	2
5.	Kolkata	8	2	8
6.	Paradip	1	0	4
7.	Visakhapatnam	1	0	12
8.	Chennai	1	0	7
9.	Kochi	10	0	3
10.	New Mangalore	1	0	2
11.	Tuticorin	1	0	5
Total		47	7	73

Table 9.12- Health Facilities in Major Ports during the year 2022

Sl.	Port	Health Facilities			
		OSH Centers	Ambulance Rooms	First Aid Centers	Empanelled Doctors
1.	Mumbai	1	1	100	5
2.	J N Port	4	4	58	1
3.	Kandla	1	2	3	0
4.	Mormugao	1	1	1	1
5.	Kolkata	2	3	66	1
6.	Paradip	1	5	13	0
7.	Visakhapatnam	1	2	4	1
8.	Chennai	1	1	1	1
9.	Kochi	1	2	2	1
10.	New Mangalore	1	1	1	0
11.	Tuticorin	0	0	2	0
Total		14	22	251	11

Table 9.13 Welfare Facilities in Major Ports during the year 2022

Sl.	Port	Welfare Facilities				
		No. of Welfare Officers	Canteens	Drinking Water	Washing	Urinals
1.	Mumbai	4	12	47	152	166
2.	J N Port	10	10	76	206	360
3.	Kandla	0	1	40	15	15
4.	Mormugao	1	3	37	42	33
5.	Kolkata	1	7	209	218	400
6.	Paradip	2	5	41	55	57
7.	Visakhapatnam	1	9	9	31	48
8.	Chennai	1	4	94	30	40
9.	Kochi	3	3	58	137	113
10.	New Mangalore	0	1	18	54	100
11.	Tuticorin	0	1	5	8	10
Total		23	56	634	948	1342

APPENDIX

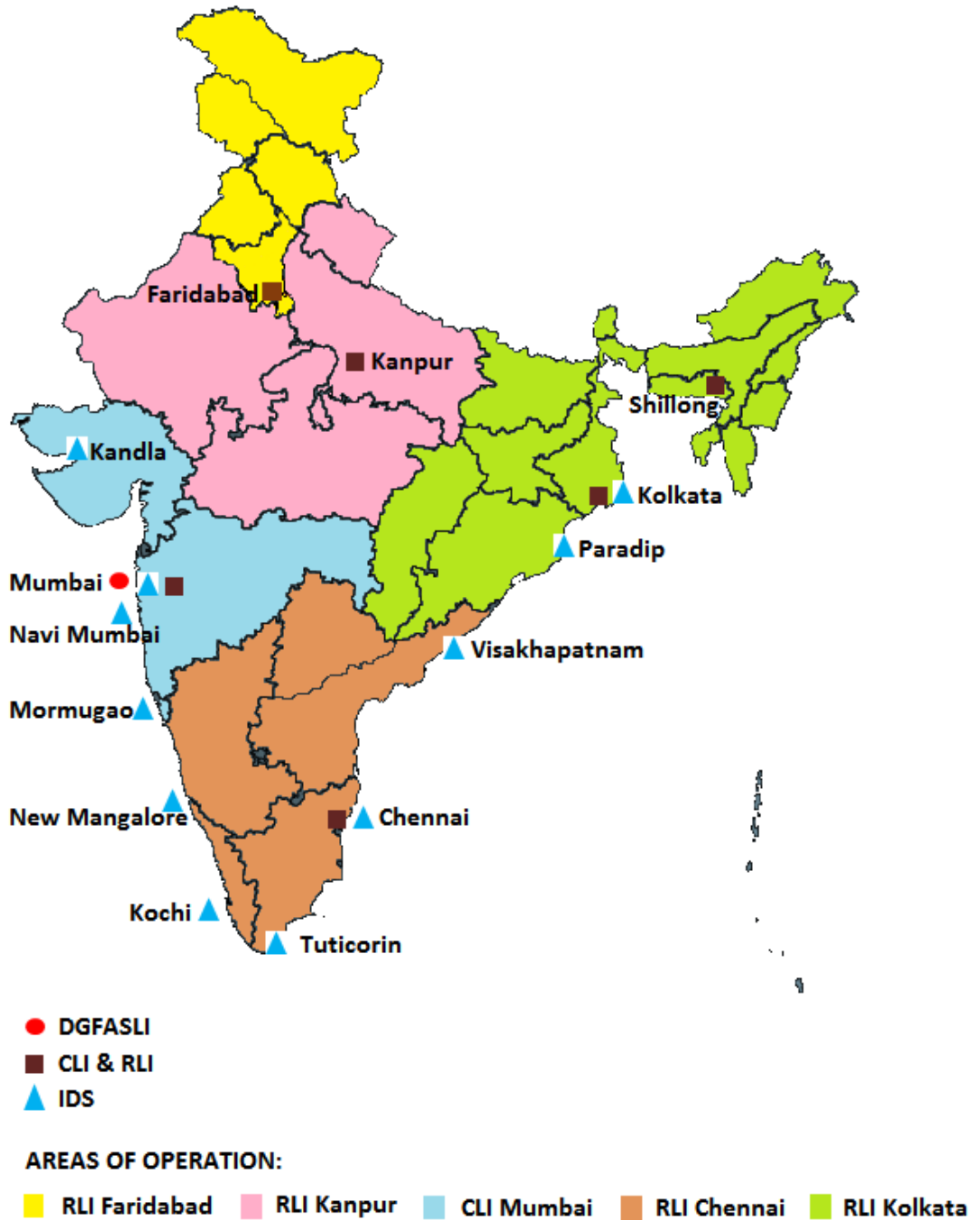
Address of DGFASLI and its subordinate offices:

HEADQUARTERS	
<p>Directorate General Factory Advice Service & Labour Institutes, Mumbai N. S. Mankikar Marg, Sion (East), Mumbai-400 022 PBX No. 91-22-24074538 Fax: 022-24071986 e-mail: fasli@dglasli.nic.in</p>	
CENTRAL LABOUR INSTITUTE	
<p>Central Labour Institute, Mumbai N. S. Mankikar Marg, Sion (East), Mumbai-400 022 PBX No. 91-22-24074538 Fax: 022-24071986 e-mail: cli@dglasli.nic.in</p>	
REGIONAL LABOUR INSTITUTES	
<p>Regional Labour Institute, Chennai Sardar Patel Road, Adyar, TTTI PO, Chennai-600 113 Tel: 044-22350737, 22351569, 22355690 Fax : 044- 22352457 e-mail: rlichennai@dglasli.nic.in</p>	<p>Regional Labour Institute, Faridabad Sector 47, Faridabad-121 003 Haryana Tel: 0129-2468022 Fax: 0129-2437064 e-mail: rlifaridabad@dglasli.nic.in</p>
<p>Regional Labour Institute, Kanpur Sarvoday Nagar, Kanpur-208 005 Tel: 0512-2218691, 2218692, 2218745 Fax : 0512-2215112 e-mail: rli-kanpur@dglasli.nic.in</p>	<p>Regional Labour Institute, Kolkata Lake Town, Kolkata-700 089 Tel: 033-25342732, 25342735, 25343254 Fax: 033 – 25348182 e-mail: rli.kolkata@dglasli.nic.in</p>

THE INSPECTORATES OF DOCK SAFETY	
<p>Inspectorate Dock Safety, Mumbai MbPT OSC Bldg., 3rd floor, Opp. GPO, P. D'Mello Road, Mumbai- 400 038 Office Tel.: 22692180 / 66565558 Fax: 022-22613391 Email : idsmumbai@dglasli.nic.in</p>	<p>Inspectorate Dock Safety, Kandla Near Bunder Gate, Kandla Port, New Kandla, Post Box No.18, Dist Kutch, Pin-370 210, Gujarat Office Tel.: 02836 - 270249 Fax: 02836 - 270249 Email : idskandla@dglasli.nic.in</p>
<p>Inspectorate Dock Safety, Mormugao Civil Maintenance Office Building Mormugao Port Trust, Headland Sada, Mormugao, Goa- 403 804 Office Tel.: 0832-2520752 Fax: 0832-2520752 Email : idsmormugao@dglasli.nic.in</p>	<p>Inspectorate Dock Safety, Navi Mumbai Jawaharlal Nehru Port, P.O.C. Canteen Bldg., Ground Floor, Sheva, Navi Mumbai-400 707 Office Tel.: 022-27245099 Fax: 022-22623391 Email : idsjnpt@dglasli.nic.in</p>
<p>Inspectorate Dock Safety, Kolkata Nizam Palace, 1st floor, 2nd M.S.O.Bldg. 234/4 A.J.C. Bose Road, Kolkata-700 020 Office Tel.: 033-22830718 / 22830719 Fax: 033-22830718 Email : idskolkata@dglasli.nic.in</p>	<p>Inspectorate Dock Safety, Paradip Badapadia, Post Box no.126, Paradip-754 142, Odisha Office Tel.: 06722-222413 Fax: 06722-222413 Email : idsparadip@dglasli.nic.in</p>
<p>Inspectorate Dock Safety, Visakhapatnam Ex. D.L.B. Bldg., 5th floor, Visakhapatnam Port Area, Visakhapatnam-530 035 Office Tel.: 0891-2563857 Fax: 0891-2563857 Email : idsvizag@dglasli.nic.in</p>	<p>Inspectorate Dock Safety, Chennai 3rd floor, Anchor Gate Bldg., Rajaji Salai, Chennai-600 001 Office Tel.:044- 25220888, 044 - 25246419 Email : idschennai@dglasli.nic.in</p>

<p>Inspectorate Dock Safety, Tuticorin Tuticorin Port Trust, Admn. Office Bldg. Harbour Estate, Tuticorin-628 004 Office Tel.: 0461-2352372 Fax: 0461- 2352372 Email : dstuticorin@dghasli.nic.in</p>	<p>Inspectorate Dock Safety, Cochin C.D.L.B. Dispensary Bldg., G. V. Ayyar Road, Willington Island, Cochin-682 003 Office Tel.: 0484-2666532 Fax: 0484-2666532 Email : idscochin@dghasli.nic.in</p>
<p>Inspectorate Dock Safety, New Mangalore New Mangalore Port, Panambur, New Mangalore-575 010 Office Tel.: 0824-2407781 Fax: 0824-2407781 E-mail: idsmangalore@dghasli.nic.in</p>	<p>Inspectorate Dock Safety, Ennore (being set up) Operated from Inspectorate Dock Safety, Chennai</p>

Location Map of DGFASLI Offices



N.B.: i) This pictorial Map of India does not purport to be the Political Map of India.
ii) Map not to scale. The map shows offices of DGFASLI/CLI/RLI/IDS as on 31.12.2022.