



मानक सन्दर्भ नोट - 2017 STANDARD REFERENCE NOTE -2017



कारखाना सलाह सेवा और श्रम संस्थान महानिदेशालय
Directorate General Factory Advice Service & Labour Institutes
श्रम एवं रोज़गार मंत्रालय, भारत सरकार
Ministry of Labour & Employment, Government of India
व्यावसायिक सुरक्षा और स्वास्थ्य भवन, एन. एस. मंकीकर मार्ग, सायन, मुम्बई-400022
Vyaavasayik Suraksha Aur Swasthya Bhavan, N. S. Mankikar Marg, Sion, Mumbai-400022

Web Site: <http://www.dgfasli.nic.in>

Tel: 022-24074358

Fax: 022-24071986

PREFACE


DGFASLI is the technical arm of the Ministry of Labour and Employment in matters related to Occupational Safety and Health in Factories, Ports and Docks. The organisation assists the Central Government in formulating policies in the administration of the Factories Act, 1948, enforcing the Dock Workers (Safety, Health and Welfare) Act, 1986 and liaising with State Governments, Union Territories, Port authorities and Industries for effective implementation of these statutes.

The 'Standard Reference Note 2017' provides comprehensive information on the objectives, functions, important activities, organisation structure, human resource and budget of the organisation. It contains details of studies/surveys, audits, support services, training programmes, promotional and other activities carried out by DGFASLI in its effort to prevent accidents and occupational diseases in Factories, Ports and Docks. This 'Standard Reference Note' also contains information on targets and achievement of the schemes. Besides, it contains the details of activities undertaken for the safety and health improvement in factories, docks and construction.

To recognize safety efforts in factories, ports and docks, DGFASLI on behalf of the Ministry of Labour and Employment, Government of India, organized the Safety Awards presentation function for Vishwakarma Rashtriya Puraskar & National Safety Awards. The 'Standard Reference Note' contains the details of Safety Awards for the performance year 2015.

In addition to presenting the latest information on industrial injuries collected and analyzed by Labour Bureau, this 'Standard Reference Note' further contains the state-wise information relating to occupational safety and health in factories based on the information collected by DGFASLI from the Chief Inspectors of Factories. It also contains information on Safety and Health matters such as industrial injuries, safety inspection, investigation etc. in respect of major ports. This compilation of data and its analysis reflects the trends, causes and areas of concern for preventing accidents and improving working environment in factories and ports.

Mumbai
25 May, 2018


(Dr. Avneesh Singh)
Director General

Contents

Title	Page No.
1. General Information	1
2. Budget	15
3. Schemes	16
4. Safety & Health Improvement in Factories, Docks and Construction	19
5. Safety Awards	40
6. Human Resource Development	45
7. Statistics on Occupational Safety and Health in Factories	47
8. Statistics on Status of Compliance with Statutory Provisions of the Factories Act,1948	55
9. Statistics on Occupational Safety and Health in Ports	81
ANNEXURE-I	90
ANNEXURE-II	91
ANNEXURE-III	93
ANNEXURE-IV	94
Appendices	
I. Organisation Chart	95
II. Address of DGFASLI and its Subordinate Offices	96

1

General Information

1.1 DGFASLI- A Brief Introduction

The Directorate General of Factory Advice Service & Labour Institutes (DGFASLI), formerly known as the office of Chief Adviser of Factories, was set up in 1945 in Delhi, with the objective of advising the Central and State Governments on the administration of the Factories Act, 1948 and liaising with factories inspection services in the States. The office was subsequently shifted to Mumbai in 1966.

DGFASLI achieved significant importance as an attached office of the Ministry of Labour & Employment, Government of India serving as a technical arm to assist the Ministry in the formulation of national policies on Occupational Safety and Health in Factories and Docks.

The Dock Workers (Safety, Health and Welfare) Act, 1986 and the Regulations, 1990 provide for safety, health and welfare of dock workers. These are enforced by DGFASLI through the Inspectorates of Dock Safety set up in all the major ports in India.

1.2 Functions of DGFASLI

- Rendering advice and carrying out support activities for the administration of the Factories Act, 1948 and the Dock Workers (Safety, Health and Welfare) Act, 1986.
- Co-ordinating technical and legal activities to facilitate uniform standards of enforcement of safety and health in manufacturing and port sectors.
- Administration of the Dock Workers (Safety, Health & Welfare) Act, 1986 and Regulations framed there under and enforcing these in the major ports of the country.
- Educating and training employers and employees on matters relating to safety and health.
- Conducting promotional activities by operating schemes for (i) recognition of good suggestions under Vishwakarma Rashtriya Puraskar (ii) worker's outstanding contribution towards her organization, under Prime Minister's Shram Awards; and (iii) safety performance under National Safety Awards.
- Co-operating with International agencies like ILO, WHO, UNDP and advising Central Government with regards to international standards concerning safety and health.
- Training of foreign nationals and rendering expert advice to the developing countries.
- Building competence of enforcement agencies.
- Issuing approval to flameproof electrical enclosures.
- Collecting and disseminating information and material relating to safety and health.

1.3 Organization Structure of DGFASLI

DGFASLI organization comprises of the Headquarters, Central Labour Institute, 4 Regional Labour Institutes and 11 Inspectorates of Dock Safety.

- Headquarters situated in Mumbai
- Central Labour Institute situated in Mumbai
- Regional Labour Institutes at Kolkata, Chennai, Kanpur and Faridabad. A new RLI at Shillong is being set up.
- Inspectorates of Dock Safety at Mumbai, Kolkata, Chennai, Kandla, Mormugao, Tuticorin, New Mangalore, Cochin, Visakhapatnam, Paradip and Jawaharlal Nehru Port. The Inspectorate of Dock Safety at Ennore is being setup.

In 1959, the Central Labour Institute, Mumbai was established under UNDP Project as a socio-economic laboratory and as a national institute dealing with the scientific study of human aspects of industrial development. Subsequently, Regional Labour Institutes (RLIs) were established at Kolkata, Kanpur, Chennai and Faridabad to serve as Regional Centers. The detailed organization structure is given in **Appendix I** and the contact addresses of DGFASLI and its subordinate offices are shown in **Appendix II**.

The Central Labour Institute and Regional Labour Institutes are fully equipped with necessary laboratory facilities for conducting studies and surveys in the field of safety and health. The Institutes also have conference facilities fully equipped with modern audio-visual aids. Industrial Safety, Health and Welfare Centers are also established at these Labour Institutes.

1.4 Developments and activities - DGFASLI

1.4.1 Regional Labour Institute Shillong, Foundation Stone Laid on 06.01.2017

Hon'ble Union Minister of State (Independent Charge) Labour & Employment, Shri. Bandaru Dattatreya laid the foundation stone for the construction of a Regional Labour Institute for the states of the Northeast at Shillong on 06.01.2017, in the presence of Smt. M. Sathiyavathy, Secretary, Ministry of Labour & Employment, Additional Secretary Shri. Heeralal Samariya, Additional Secretary, Ministry of Labour & Employment, Shri. Devender Singh, Economic Advisor, Ministry of Labour & Employment, Dr. Avneesh Singh, Director General, DGFASLI, Mumbai, Shri. Aldous Mawlong, Meghalaya Commissioner & Secretary (Labour), Shri. Meena, Chief Engineer, CPWD and other senior officers from CPWD, State Government and Central Government. The institute will be the sixth in the country under the DGFASLI, Mumbai, Ministry of Labour & Employment, Government of India.

The five other institutes are located in Mumbai, Chennai, Kolkata, Kanpur and Faridabad. The Regional Labour Institutes serve as a technical arm to assist the Ministry in formulating national policy on Occupational Safety & Health in Factories and Docks. The land for construction of this institute has been made available by the Government of Meghalaya. The Institute will look after different areas like industrial safety, industrial hygiene, industrial medicine/ physiology/ ergonomics and major hazards control and chemical safety.



The institute will be constructed at a cost of Rs. 17.4 crore and it is expected to start functioning in 2020. The region has more than 3 lakh vocational workers, most of whom are involved in hydro energy, oil and gas, limestone industries & food packaging industry. The new Regional Labour Institute in the state shall take care of occupational safety & health needs of these workers; and will be a new milestone in strengthening the safety and health movement in the north-eastern region by creating more manpower in the area of OSH. The jurisdiction of the institute will be North-eastern states Assam, Arunachal Pradesh, Meghalaya, Manipur, Mizoram, Nagaland, Sikkim and Tripura. The institute will impart training and consultancy services in the area of OSH and will also run courses & training programmes in OSH. The institute will have four storey building comprising office and hostel block. The institute will be equipped with modern classrooms, a library cum information centre and webinar centre. The hostel will have a 50 bedded executive hostel comprising 22 double and triple bedrooms.

1.4.2 MoU with Indian Association of Occupational Health (IAOH)

The DGFASLI has entered into a Memorandum of Understanding with the Indian Association of Occupational Health on 08.02.2017 for extending occupational health service to unorganized sector. Through this MoU, it shall reach the sectors which are not covered under the Manufacturing Sector.



1.4.3 DGFASLI & ESIC sign Memorandum of Understanding for collaboration on occupational health and prevention of occupational injuries and diseases

A Memorandum of Understanding (MoU) between ESIC and Directorate General Factory Advice Service & Labour Institutes (DGFASLI) for collaboration in the field of occupational injuries and diseases was signed on 11.07.2017 at 11.30 AM at Ministry of Labour & Employment, Shram Shakti Bhawan, New Delhi in the august presence of Shri Bandaru Dattatreya, Hon'ble Minister of State (Independent Charge) for Labour & Employment, Government of India.



Smt. M. Sathiyavathy, Secretary, Ministry of Labour & Employment, informed the gathering about the objective and purpose of this MoU which is a step forward in ensuring workers' better health and working conditions. Shri Bandaru Dattatreya, Hon'ble Minister of State (Independent Charge) for Labour & Employment Govt. of India in his presidential address expressed his happiness and stated that this is a significant achievement of his Ministry. The Hon'ble Minister further explained all such initiatives wherein workers' well being and their health are given top priority. He hoped Doctors & para-medical staff etc. and the beneficiaries of ESI Scheme will largely be benefitted by the special activities and training modules of DGFASLI. Also, DGFASLI may get a huge database and infrastructure of ESI Scheme which will provide occupational health of workers and prevent the occurrence of injuries and diseases.

Shri Heeralal Samariya, Addl. Secretary (L&E) and Dr. Avneesh Singh, DG, DGFASLI also spoke on the occasion and signed the MoU on behalf of ESIC and DGFASLI respectively.

The overall objective of this MoU is to establish a mutual collaboration that seeks to enhance Occupational Health of workers; to reduce the occurrence of work related injuries and diseases.

Special focus shall be paid to precarious working conditions in the formal and informal sectors. The main target shall be to promote and enhance the mutual understanding in the field of occupational health by establishing 'DGFASLI-ESIC Occupational Health Training, Research & Development Centre' (OHRDC) at Regional Labour Institute, Faridabad followed by at other institutes located at Mumbai, Chennai, Kolkata and Kanpur. The collaboration may also aim at improving the quality of work life through joint scientific research and may in particular refer to the following activities:-

- a. Assessment of OSH challenges in all the spheres of economic activity.
- b. Special activities for prevention and control of Asbestosis, Silicosis and other occupational diseases.
- c. Development of training modules for different target groups. This memorandum will come into force from the date of its signature and will remain in force for a time period of three years.

1.4.4 DGFASLI and 3M India Limited launch 'Audhyogik Suraksha Rath'

On the occasion of Vishwakarma Day celebration on September 17, 2017, 3M India Limited in collaboration with DGFASLI (Directorate General Factory Advice Service & Labour Institutes), Ministry of Labour & Employment, inaugurated two 'Audhyogik Suraksha Rath' (Mobile Industrial Safety Training Van). These two 'Audhyogik Suraksha Rath' will be responsible for creating Industrial Safety & Health awareness through training programs in the next three years by travelling across various industrial clusters in the country.

Flagging off this 'Audhyogik Suraksha Rath', Shri. Santosh Gangwar, Hon'ble Minister of State (Independent Charge) for Labour and Employment, said, "While at work, every day thousands of workers get injured resulting in loss of limbs and lives mainly due to the negligence of following proper Occupational Safety procedures and lack of knowledge on the correct usage of PPEs (Personal Protective Equipment) for various Industrial hazards. Unfortunately, the awareness on safe work procedures and the correct usage of PPEs is not informed to the workers. These 'Audhyogik Suraksha Rath' will help in reaching the end users and imparting training on the right usage of the PPEs at workplace so as to ensure the safety and well-being of the workers at the workplace."

Underscoring the necessity for the right protection equipment at workplace, Ms. Debarati Sen, Managing Director 3M India Region (India & Sri Lanka), said, "This is a moment of pride for 3M as we join hands with the Government of India for a singular cause that is of utmost importance as we navigate the growth accelerator phase of 'Make in India'. Our interest on this subject stems from our three decades of experience working with industrial workers in India, in the area of Personal Protective Equipment, where we realized a compelling need to create awareness on occupational hazards and safety." She added, "Audhyogik Suraksha Rath" is a mobile unit designed for the education of workers, to ensure safe and healthy workplace environment."



Commemorating the celebration of Vishwakarma Day, the Hon'ble Minister of State for Labour and Employment, Shri. Santosh Gangwar in the presence of over a thousand industrial workers and other stake holders inaugurated these 'Audhyogik Suraksha Rath' at Vigyan Bhavan, New Delhi.



On board this mobile unit, 3M's network of expert teams will conduct safety training, demonstrations, education of workers and safety officers, and will also talk about occupational safety and prevention of injuries and disease. Personal Protective Equipment (PPE) include hearing protection earplugs, eye and face protection gear, respirators and full-body fall protection harnesses (and much more), keeping in mind the type of industry, the worker or employer needs to choose the right one based on the operating area and nature of contaminants.

1.4.5 'International Vision Zero Conference' on Occupational, Safety and Health

A Three days International Conference on the VISION ZERO and its relevance to Occupational Safety and Health, was held from 15th to 17th, March 2017 in New Delhi. It was organized by Directorate General Factory Advice and Labour Institutes (DGFASLI), Government of India, Ministry of Labour & Employment and German Social Accident Insurance (DGUV), Germany in association with International Social Security Association - Manufacturing, Construction and Mining.

The conference was inaugurated on 15th March, 2017 at Vigyan Bhawan by Shri Bandaru Dattatreya, Hon'ble Minister of State (Independent Charge) for Labour & Employment. Smt. M. Sathiyavathy, Secretary, Ministry of Labour & Employment, Government of India, and Dr. Avneesh Singh, Director General, DGFASLI, were also present on the occasion.

The concept of 'Vision Zero' is fast gaining international acceptance and is expected to leverage the efforts of the Government of India to raise the occupational safety and health standards in the country so as to improve the occupational safety and health situation. The participants attending the conference from various sectors across a wide variety of industries are expected to be benefitted by the common platform provided by the conference through sharing of best practices both nationally and internationally. On the other hand, the international community will get an appraisal of the occupational safety and health status in India thereby exposing the Indian industrial occupational safety and health scenario to the international community.

Speaking on the occasion Shri Bandaru Dattatreya, said that it has always been the priority of the Ministry of Labour & Employment to continuously improve the Occupational Safety, Health and Working conditions of the workforce of our country. He said that keeping in tune with the changing socio-economic scenario in the country and technological changes globally, the Government of India is making serious efforts to bring about labour reforms to achieve higher level of labour standards. The Minister said that the Government is determined to boost the manufacturing sector in the country by pursuing its global agenda on 'Make in India' campaign. The Labour laws are being reformed by bringing in more transparency through the application of information technology in the administration of these laws. This rationalization process will improve the working condition of the workers as well as encourage the investors to invest in the country.



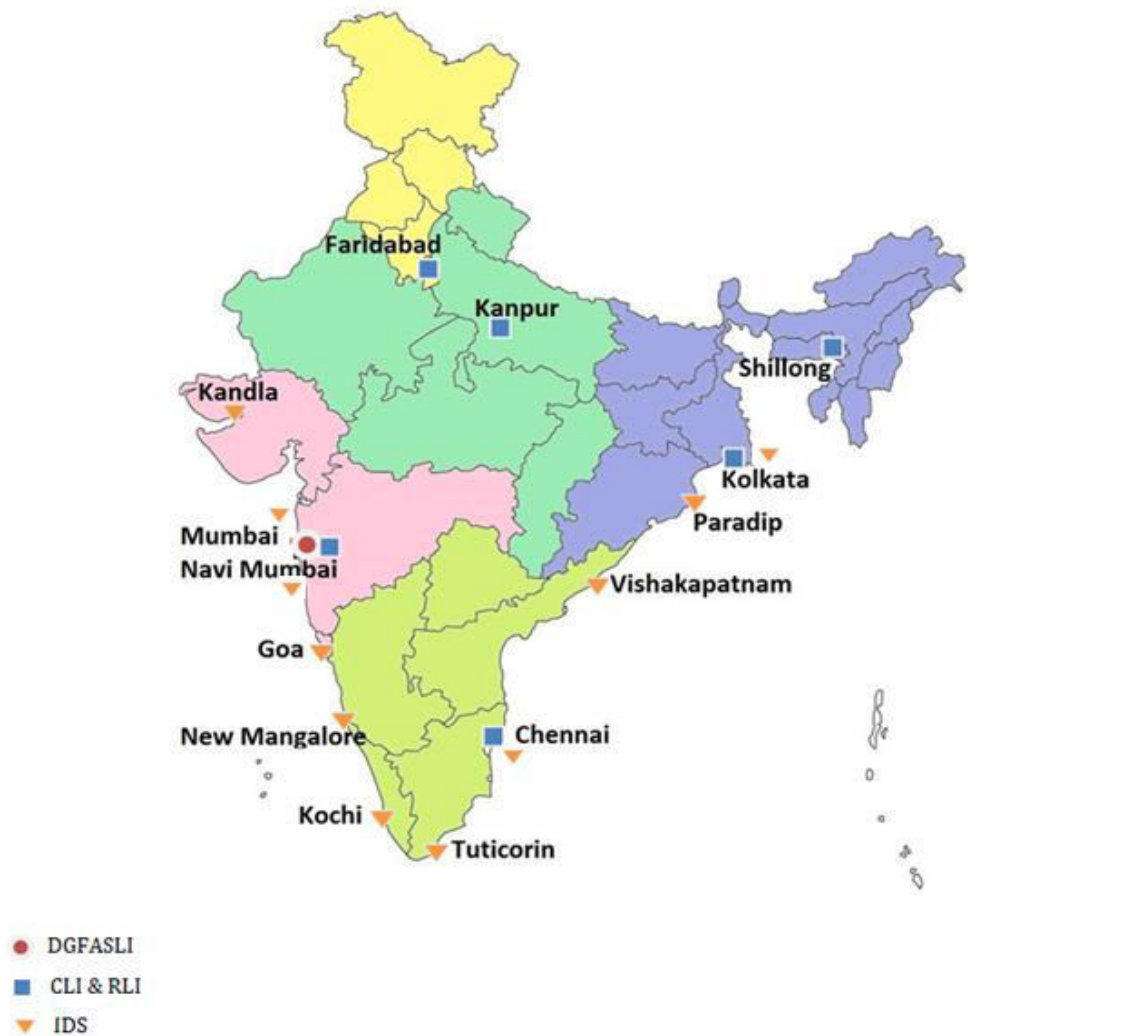
Addressing the Conference Smt. M. Sathiyavathy, Secretary, Ministry of Labour & Employment said that as per the information collected by DGFASLI, there has been a successive reduction in the incidence of fatal accidents in the factories registered under the Factories Act, 1948. The number of fatal accidents during the year 2014, 2013, 2012 and 2011 were 1211, 1417, 1383 and 1433 respectively. This falling trend in the number of accidents is despite the increase in the number of factories during the same period, i.e., 325209 in 2011, 353684 in 2012, 340226 in 2013 and 361994 in 2014. She said that Government's intentions and commitment towards occupational safety and health (OSH) of the workers employed in all economic sectors have been augmented by the adoption of the National Policy on Safety, Health and Environment at Workplace in the year 2009.

An exhibition on OSH – INOSH EXPO 2017 was also organized during the conference to showcase new trends in Personal Protective Equipments (PPEs), Occupational Health Promotion, High-risk Management, Environmental Protection Technologies, all under one roof. The exhibition provides the most efficient platform to support technological communication and business trade. About 100 leading manufacturers /suppliers from India and Europe are participating in the INOSH Expo.





LOCATION MAP OF DGFASLI OFFICES



AREAS OF OPERATIONS

RLI Faridabad
 RLI Kanpur
 CLI Mumbai
 RLI Chennai
 RLI Kolkata

The pictorial representation of the Map of India does not purport to be the Political Map of India. Map not to scale.

1.5 Human Resource

The human-resource in the organization comprises of Engineers, Medical Doctors, Industrial Hygienists, Industrial Physiologists, Industrial Psychologists, Statisticians, Audio-Visual Experts, and Artists etc. The manpower strength of the organization is as given in Table 1.1 & 1.2.

Table 1.1- Manpower strength of DGFASLI organization as on 01.01.2018

Units	Technical		Administrative		Total	
	Sanctioned	In Position	Sanctioned	In Position	Sanctioned	In Position
Headquarters	11	10	46	30	57	40
CLI Mumbai	49	28	69	43	118	71
4 RLIs	61	44	80	39	141	83
11 IDSs	28	17	28	12	56	29
Total	149	99	223	124	372	223

Manpower strength of DGFASLI

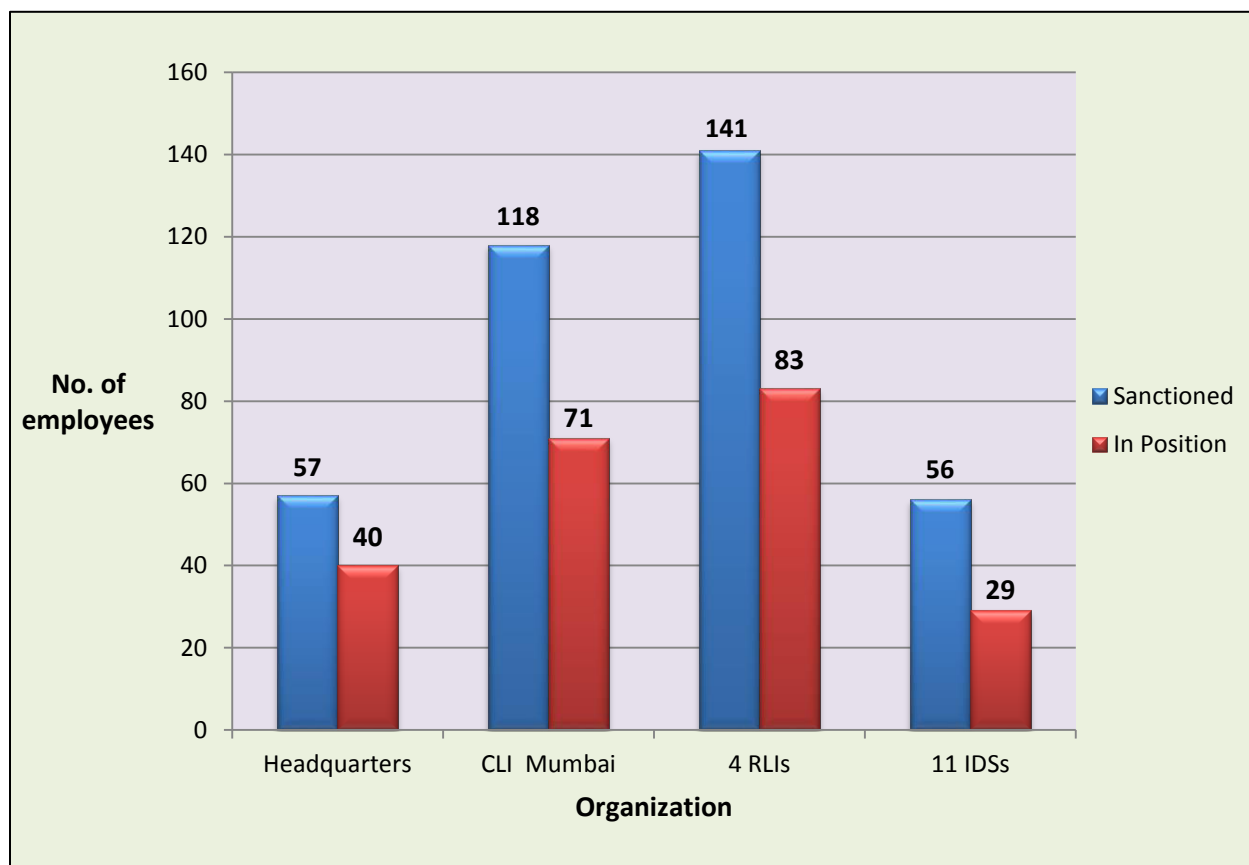
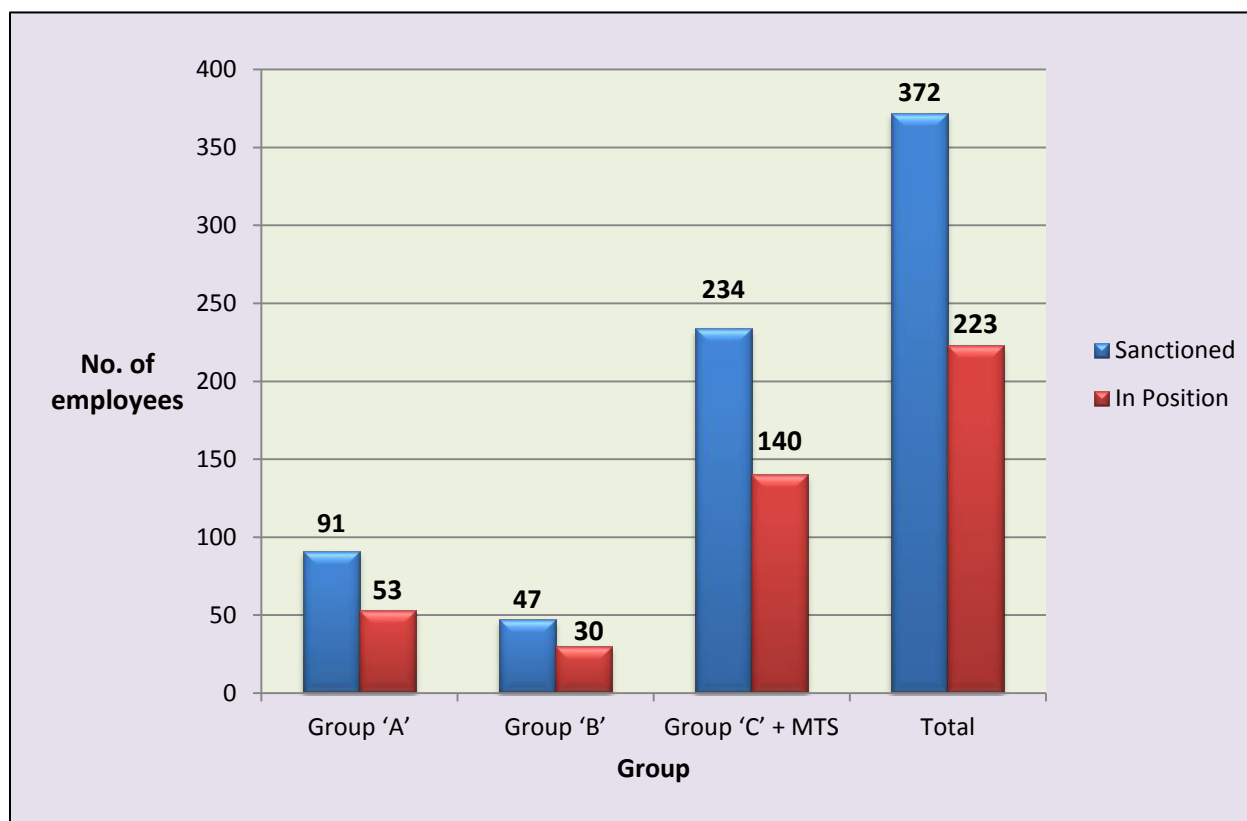


Table 1.2: Group wise Manpower strength of DGFASLI organization as on 01.01.2018

Group	Sanctioned	In Position
Group 'A'	91	53
Group 'B'	47	30
Group 'C' + MTS	234	140
Total	372	223

Group wise Manpower strength of DGFASLI

2 Budget

The allocation of funds for various constituents of the organization for the years 2017-18 and 2018-19 are given below:

(Rs. in Lakhs)

Sl.	SCHEMES	Revised Estimates 2017-18	Budget Estimates 2018-19
1.	DGFASLI & IDS, CLI and RLIs	2218.00	2365.00
Total		2218.00	2365.00
1.	Development of Regional Labour Institute, Faridabad as National Centre of Excellence	250.00	1100.00
2.	Strengthening of DGFASLI Organization and OSH in Factories, Ports and Docks	500.00	
3.	Development of RLI, Shillong	51.00	
Total		801.00	1100.00
GRAND TOTAL		3019.00	3465.00

3

Schemes

During the year 2017, the following schemes have been taken up for implementation by the DGFASLI, namely:

1. Development of Regional Labour Institute, Faridabad as Advanced Centre of Safety Systems for MSME and Chemical Process units.
2. Strengthening of DGFASLI organization and OSH in Factories Ports & Docks.
3. Establishment of Regional Labour Institute at Shillong for North East Region.

3.1 Scheme I:

Development of Regional Labour Institute, Faridabad as Advanced Centre of Safety Systems for MSME and Chemical Process units

Objectives:

1. The objective of the Scheme is to develop Regional Labour Institute, Faridabad as an advanced center of Safety Systems to meet the specialized needs of MSMEs and Chemical Process Industry.
2. Development of Advance Training Center, Advance Research Center and Awareness Center for carrying out the technical activities of the Center of Excellence.
3. To develop wide spectrum Door-step Facility to impart knowledge, skills and develop awareness among the work-force and owner-managers of MSMEs.

Table 3.1: Targets & Achievements (January to December 2017)

Sl.	Activities	Targets	Achievements
1.	Creation of Posts	Nil	Nil
2.	Setting up of Centres/Laboratories	1	1
3.	Short & Long duration training programmes / In plant training programmes	6	6
4.	One year post Diploma Course in Industrial Safety for Safety Officers	1	1
5.	3 month course-Associate Fellow of Industrial Health (AFIH)	1	1
6.	One month specialized Training course	1	1
7.	Training programme for small and medium enterprises	2	-
8.	Research/Studies/Surveys/Safety Audits	8	10
9.	National Seminars/ Conferences/Workshops	2	5
10.	Publications	2	Nil
11.	Talks	4	3
12.	Awards	2	2

Note: - : Not available

3.2 Scheme II: Strengthening of DGFASLI Organization and OSH in Factories, Ports & Docks

Objectives:

To strengthen the infrastructure facilities at DGFASLI organization including Central Labour Institute at Mumbai & Regional Labour Institutes located at Chennai, Kanpur & Kolkata, and Inspectorates Dock Safety at the eleven major ports for improving occupational safety and health status of workers in factories, ports and docks throughout the country thereby contributing to prevention of occupational injuries and diseases.

Table 3.2: Targets & Achievements (January to December 2017)

Sl.	Activities	Targets	Achievement
1.	a) Upgradation of Laboratories	*	5
	b) Development of Application Programmes and databases	*	1
	c) Industry-wise safety and health information	*	74
	d) INDOSHNEWS Publication	@	-
	e) Publication of Manuals, brochures, etc	*	36
2.	Conducting Seminars, Workshops	30	23
3.	Conducting Studies/Surveys/Audits	32	23
4.	Enforcement activities in major ports (inspection of ships, container ship, loose gears, docks, container yards, hazardous installations, etc.)	1500	2525
5.	Testing of Respiratory & Non Respiratory PPE	750	363

Note: *: Cannot be quantified; - : Not applicable

@: It is decided to replace the INDOSHNEWS Publication by Indian Journal of OSHE publication and registration process for the new journal has been initiated.

3.3 Scheme III:**Establishment of Regional Labour Institute at Shillong for North East Region****Objective:**

The objective of the scheme is to cater to the needs of the North-Eastern Region in the areas of Occupational, Safety & Health which at present, due to the heavy workload of the Regional Labour Institute, Kolkata, are not effectively met.

Table 3.3: Targets and Achievements (January to December 2017)

Sl.	Activity	PHYSICAL	
		Targets	Achievements
1.	Construction Work	*	<ul style="list-style-type: none"> • Construction of culvert by PWD. • Construction of boundary wall by CPWD.

* Cannot be quantified

4

Safety & Health Improvement in Factories, Docks and Construction

4.1 Co-ordination in the Administration of the Factories Act, 1948

The Factories Act, 1948 is the principal and comprehensive legislation of the Parliament, which provides for the requirements concerning safety, health and welfare amenities needed by workers employed in factories. The provisions of the Act are applicable to the factories as defined under Section 2m (i), 2m (ii) or notified under Section 85 of the Act by the State Governments.

The Ministry of Labour & Employment is accountable to the Parliament for proper enforcement of the Act. Uniformity in the application of the provisions of the Act in the State/Union Territories is achieved by circulating the Model Rules prepared by DGFASLI, which are incorporated by states in their State Factories Rules with necessary modifications to suit local needs. In the task of framing of the Model Rules, the DGFASLI, on behalf of the Ministry of Labour & Employment, enlists the cooperation and involvement of the State Governments by convening annually a Conference of Chief Inspectors of Factories. Matters relating to the administration of the Act as well as proposed amendments are discussed in this conference. Besides, this conference also serves as a forum for discussion on the progress made in the application of techniques and methods for prevention of accidents and ill-health in factories.

4.2 During the year 2017, comments/clarifications/replies/materials were prepared on the following matters:

Table 4.1: comments/clarifications/replies/materials prepared

Sl.	Comments/ Clarifications / Replies/ Materials	Nos.
1.	Matters regarding Factories Act,1948	04
2.	Matters regarding ILO Conventions/ILO meetings	09
3.	Matters relating to Parliament Questions and Parliamentary Standing Committee on Labour Meetings	49
4.	Matters regarding Court Cases	04
5.	Other Important Matters	29

4.3 Implementation of the Right to Information Act, 2005

- The enactment of Right to Information Act, 2005, is a gateway for the citizens to seek information under the control of Public Authority and promote transparency and accountability.
- DGFASLI being one of the Public Authorities, the C.P.I.O. of the organization received a total no. of 167 applications during the period January to December, 2017. Besides, 9 applications were brought forward from the 3rd quarter of 2016 (Oct. – Dec., 2016).
- A total of 163 applications were considered during the year. Information was provided within the stipulated time frame to 154 applications and none applications were transferred to other public authorities under section 6(3) of the RTI Act. Among the total applications received, 1 application was carried forward to next year and 4 applications were rejected.
- An amount of Rs. 76/- was received during the period as application fees and cost of providing information in material form.
- The Appellate Authority of DGFASLI received a total number of 23 appeals during the period. A total of 22 appeals were considered during the period and all were disposed off within stipulated time frame. A total of 59 public grievances were received during January to December, 2017 and all were disposed off within stipulated time frame.

4.4 Administration of the Dock Workers (Safety, Health and Welfare) Act, 1986 and Regulations, 1990 framed there under and the Environment (Protection) Act, 1986 and MSIHC Rules, 1989 framed there under

The Dock Workers (Safety, Health and Welfare) Act, 1986 and the Regulations 1990 framed there under cover safety, health and welfare aspects of all the workers engaged in dock work, whether in loading or unloading of cargo on board the ship, alongside it or in transit sheds, warehouses or yard etc., within the port premises including those engaged in chipping and painting of ships. These statutes are in line with the ILO Convention No. 152 on Occupational Safety and Health (Dock Work).

Administration of the Act and the Regulations in major ports is carried out by the Ministry of Labour & Employment, through DGFASLI, Mumbai. The Director General is the Chief Inspector of Dock Safety appointed under the Act. The Chief Inspector of Dock Safety is also an authority for enforcement of the Manufacture, Storage and Import of Hazardous Chemicals Rules, 1989 framed under the Environment (Protection) Act, 1986 in the major ports.

The above statutes are enforced by the Inspectors posted at Inspectorate of Dock Safety at all the major ports viz. Mumbai, Kolkata, Chennai, Kandla, Mormugao, New Mangalore, Cochin, Tuticorin, Visakhapatnam, Paradip and Jawaharlal Nehru Port except Ennore where the Inspectorate is being set up. Presently, the enforcement in this Port is carried out by the Inspectors posted in Inspectorate Dock Safety, Chennai. Inspectors also enforce the Marking of Heavy Packages Act, 1951 and Rules framed there under in the major ports.

The main function of the Inspectorates is to ensure the compliance with the provisions under the statutes. The statutory responsibilities of Inspector include inspection of ships, tankers, loose-gears, container-handling equipment, docks, container-yard and terminal, hazardous installations and isolated storages, tanks; carrying out the investigation of accidents (fatal and serious) and dangerous occurrences; prosecution of employers, attending to complaints, providing advisory services and conducting safety promotional activities like training programmes, workshops, celebration of safety week etc. The Inspectorate also prosecutes the agency responsible for violation of any provision of the Act and Regulations framed there under.

4.5 Safety Week Celebrations and Dock Safety Committee Meetings

During the year 2017, Safety Week Celebrations were held at the Ports of Mumbai, Kolkata, Paradip, Visakhapatnam, Kochi, New Mangalore, J. N. Port, and Tuticorin. Total 11 Safety Week Celebrations were held during the period. Various safety promotional activities like safety poster competitions, safety quiz contest, first-aid and fire fighting demonstrations and appreciation programmes were organized during the occasions for the benefit of dock workers and their families

During the year 2017 a total of 39 Dock Safety Committee Meetings were held at all the 11 major Ports - Mumbai, Kolkata, Chennai, Kandla, Mormugao, Tuticorin, New Mangalore, Cochin, Visakhapatnam, Paradip and Jawaharlal Nehru Port. Port-wise details of Safety Week Celebrations and Dock Safety Committee Meetings are given in Table. 9.8.

4.6 Safety and Health in Construction Sector (BOCW Act)

The Building and Other Construction Workers (Regulation of Employment and Conditions of Service) Act was enacted in 1996. The Central Government is the appropriate authority for notifying the rules and regulations under the Act as well as the enforcement of the provisions under the said Rules, in respect of establishments in relation to which Central Government is the appropriate authority under the Industrial Disputes Act, 1947. In respect of other establishments, the State Government is the appropriate authority for notifying the Rules and enforcing the provisions. In respect of other establishments, the State Government is the appropriate authority for notifying the Rules and enforcing the provisions. DGFASLI at the behest of the Ministry of Labour & Employment had done the entire work of drafting the BOCW Act 1996 as well as framing of the Central Rules of 1998 made there under. The Director General, DGFASLI is a member on the Central Advisory Committee constituted under Rule 10 of the Central Rules of 1998. DGFASLI was entrusted with the task of processing applications in respect of approval of Competent Persons under Rule 2(j) of the Central Rules, 1998.

4.7 Studies and Surveys

National and state level Studies and Surveys are conducted by DGFASLI in its efforts towards helping the Government to ascertain the status of working conditions, safety and health in factories and docks, and to formulate the appropriate standards for inclusion in statutes. During the year 2017, a national survey on Occupational Safety and Health as per Section 91-A of the Factories Act, 1948 in Silicosis affected areas in India with regard to the implementation of the order of the Hon'ble Supreme Court was carried out. It involved conducting occupational and health survey in Silicosis prone industries.

Unit Level Consultancy Studies are undertaken at the request of the management and reports are submitted for implementation of the recommendations for further improvement in factories concerned. The details of Unit level consultancy studies and audits undertaken during the year 2017 are given in Table 4.2. Institution-wise details of Unit level Consultancy studies are given in Annexure - I

Table 4.2-Unit level Consultancy Studies and Audits undertaken during 2017

Sl.	Title	Started in 2017	Completed in 2017
1.	Assessment of air-borne contaminants of work environment	-	1
2.	Ergonomics, Noise & Illumination study	-	1
3.	HAZOP study	1	1
4.	Industrial Hygiene Study	2	1
5.	Industrial Hygiene Survey	5	7
6.	Joint Illumination Study	1	1
7.	Safety Audit	6	9
8.	Walk through survey on PPEs	1	1
9.	Workplace Environment monitoring study	7	10
Total		23	32

Details of some of the Studies, Surveys and Audits conducted during the year 2017 are given below:

1. A study of Ergonomics, Noise & Illumination was carried out at M/s Bunge India Ltd., Rajpura, Punjab by RLI, Faridabad. The final report was submitted to the management of the organization on 09.01.2017. The objective of the study was to evaluate the quantum of ergonomic, noise and illumination parameters at different work locations in the factory and to suggest the suitable measures, wherever required to protect the workers from possible Musculoskeletal Disorders (MSDs) and occupational disease from noise and improper illumination levels.
2. RLI, Faridabad carried out a Safety Audit in DLF Capital Green at Moti Nagar, New Delhi. The final report of the audit was submitted on 20.02.2017 to the management of DLF Capital Green. The objective of the audit was to carry out systematic and critical appraisal of all potential hazards involving the construction site and recommend measures wherever necessary to improve overall safety performance at the construction site. The main areas covered were Safety Management Aspects like Health & Safety Policy, Safety Department, Safety Committee, safety Budget, Accident Reporting, Investigation and Analysis, Safety Inspection, Education and Training, Work Environment Monitoring System (general working condition such as noise, illumination, housekeeping) etc. and the Technical Aspects

like Permit to Work System, safe Operating Procedures, Stairs, Material Handling by lifting appliances/machines, Electrical System, Maintenance, Housekeeping, Fire Prevention Control, Storage Area, Waste Disposal etc.

3. A Safety Audit was carried out at HPGCL, DHBVN, Yamuna Nagar, Haryana by RLI, Faridabad. The main objective of the Audit was to carry out systematic evaluation of all potential hazards present in the process of generation and transmission of electricity. Safety Management, Process Safety aspects and other Technical Aspects were included under the scope of the safety audit.
4. An Walk through survey on PPEs was carried out at Bharat Electronics Limited, Ghaziabad by RLI, Faridabad. The main objective was to make a survey of the existing PPE system and assess the requirement of various types of PPEs at various locations/ workplaces in the production shops and to suggest remedial measures wherever necessary to strengthen the existing system in order to make it more effective for protection of workers.
5. In compliance with Directives of Hon'ble Supreme Court under Section 91 A of the Factories Act, 1948, Safety and Occupational Health Survey on Silicosis in the Industries of different parts of India was carried out by the Regional Labour Institutes.
6. Industrial Hygiene study in M/s. GAIL, Pata, Oraiya, UP was conducted by RLI Kanpur from 13.12.2016 to 18.01.2017. The findings of Recorded values of workplace contaminants in all the area were found well below of the Permissible Limit of Exposure (PLE) as notified under Section 41F in the Second Schedule of the Factories Act 1948 (as amended by 1987), UP Factories Rules 1962 as well as ACGIH-TLV whereas Noise levels were found exceeding in some of the locations. Recommendations are made to prevent exposure of airborne chemicals contaminants and noise at source and corresponding control measures for health monitoring and use of proper PPEs etc.
7. An Industrial Hygiene survey in M/s. GAIL (India) Ltd, Compressor station, Oraiya, UP was conducted by RLI, Kanpur from 12.04.2017 to 05.06.2017. The samples of workplace hazards were collected randomly. Noise and illumination levels were measured at different places in the factory. In some places noise was more than PLEs as per the Factories Act, 1948. Illumination levels were found less in few locations. Recommendations are made to prevent exposure of Physical hazards and suggested various control measures to improve Noise, Illumination levels & mismatch between man and machine and use of proper PPEs etc.
8. An Industrial hygiene survey in M/s. Shree Cement Ltd. village Akbarpur, Laksar, dist Haridwar, Uttaranchal was conducted by RLI, Kanpur from 08.03.2017 to 17.03.2017. The samples of airborne cements dust were collected on various work locations of plants of workplace contaminants i.e. silica content in cement dust in all the area were found well below of the Permissible Limit of Exposure (PLE) as notified under Section 41F in the Second Schedule of the Factories Act, 1948 (as amended in 1987), UP Factories Rules, 1962

as well as ACGIH-TLV whereas Noise levels were found exceeding in some of the locations. Recommendations are made to prevent exposure of airborne dust contaminants and noise at source and corresponding control measures for health monitoring and use of proper PPEs etc.

9. An Industrial hygiene survey in M/s. Security Paper Mill, Hoshangabad, MP was conducted by RLI, Kanpur from 27.06.2017 to 02.08.2017. The samples of airborne cotton dust were collected on various work locations of plants of workplace contaminants found well below of the Permissible Limit of Exposure (PLE) except in Filter Area it was high as notified under Section 41F in the Second Schedule of the Factories Act 1948 (as amended in 1987), UP Factories Rules, 1962 as well as ACGIH-TLV whereas Noise levels were found exceeding in some of the locations. Recommendations are made to prevent exposure of airborne dust contaminants and noise at source and corresponding control measures for health monitoring and use of proper PPEs etc.

4.8 Education and Training

DGFASLI organized workshops, seminars, training programmes etc. for the benefit of industries, ports, enforcement officials, etc.

4.8.1 Seminars & Workshops

Seminars & Workshops are organized on the basis of findings and recommendations of various national studies; unit level studies and surveys; and issues and priorities of national concern. They are organized to enhance the skills of the participants in dealing with matters connected to safety, health, productivity and environment etc. These seminars & workshops provide platform for discussing various issues related to safety and health; and recommend National level/ State level/ Unit level action plan in respective area of concern. The details of Seminars & Workshops conducted during the year 2017 are given in Table 4.3.

Table 4.3- Seminars & Workshops conducted during 2017

Sl.	Title	Coordinating body	No. of Participants	No. of Organizations
1.	Workshop on Industrial Hygiene & Work Environment Monitoring	RLI, Kanpur	50	27
2.	Workshop on Hazard & Operability study	CLI, Mumbai	7	6
3.	Workshop on Safety & Health in Micro, Small and Medium Enterprises (MSME) Sector- Issues and Challenges	RLI, Faridabad	230	93
4.	Training workshop on promotion of good workplace practices for MSME using ILO's WISE training methodologies.	RLI, Faridabad	30	18
5.	Workshop on Selection & Quality Assurance for Effective Use of PPE	CLI, Mumbai	6	5
6.	International Workshop on Training of	RLI, Chennai	23	11

	Trainers (TOT) on Promotion of good Workplace Practices for Small and Medium-sized enterprises using ILO's Wise Training Methodologies			
7.	Two days workshop on 'Internal Safety Audit for Safety Professionals'	CLI, Mumbai	21	19
8.	Workshop on ILO Radiograph on Pneumoconiosis with special emphasis on Silicosis	CLI, Mumbai	11	11
9.	Workshop on Manual & Mechanical Material Handling	CLI, Mumbai	45	45
10.	Three days workshop for Safety Committee Members	RLI, Faridabad	21	4
11.	Workshop on Management of Hazardous Substances	RLI, Kanpur	26	11
12.	Regional Tripartite Consultation Workshop on 'Developing National OSH profile'	RLI, Kolkata	53	27
13.	Regional Tripartite consultation Workshop for developing national OSH profile	RLI, Faridabad	42	19
14.	Interactive Workshop on Development of Functional Framework on Occupational Health	RLI, Faridabad	200	-
15.	Two days Tripartite Consultation Workshop on Development of National OSH Profile.	RLI, Kanpur	30	6
16.	Four days training workshop on 'National Occupational Safety and Health' at 'Male' for the port employees of Maldives Port Limited.	CLI, Mumbai	29	1
17.	Training-cum-Workshop on Safety Audit	RLI, Chennai	49	30
18.	Regional Tripartite Consultation Workshop on 'Developing OSH Profile'	RLI, Chennai	50	19
19.	Workshop on Incident/Accident Reporting Investigation & Analysis.	CLI, Mumbai	12	6
20.	Seminar on Enforcement of MSIHC Rules, 1989	CLI, Mumbai	15	1
21.	National Seminar on Occupational Safety and Health in Automobile Industries and Robotics.	RLI, Chennai	200	142
22.	Workshop on Hazard Operability (HAZOP) Study	RLI, Faridabad	31	17
23.	Workshop on Industrial Noise and Vibration	CLI, Mumbai	11	8
24.	National Tripartite Validation Workshop on National OSH Profile(at India Habitat Centre, New Delhi)	CLI, Mumbai	2	1
25.	Workshop on Industrial Hygiene Techniques	CLI, Mumbai	11	11
26.	National Occupational Safety & Health	CLI, Mumbai	29	1
Total			1234	539

Details of some of the seminars and workshops conducted during the year 2017 are given below:

1. RLI, Faridabad organized One day Workshop on Safety & Health in Micro, Small and Medium Enterprises (MSME) Sector- Issues and Challenges & Convocation for PDIS (batch 2014-15 and 2015-16) AFIH for batch 2013, 2014 and 2015 on 23.02.2017 at the auditorium of RLI, Faridabad which was attended by 230 delegates representing 125 organizations.
2. Regional Labour Institute, Faridabad organized a three days Workshop for Safety Committee Members from 3rd July to 5th July 2017 at its 'Nalanda' Conference Hall. It was attended by 22 participants from 4 industries.
3. A Two days Training-cum-Workshop on Safety Audit was organized RLI, Chennai from 28.08.2017 to 29.08.2017. In this workshop 49 participants from 30 organizations took part. Safety Audit is intended to measure the effectiveness of a company's Safety Programme in every respect. It is an effective technique to assess the above objectives. Therefore, the Safety Audit system in a company will certainly help the management to reduce the operational risk and the consequent liabilities including property damage and business interruptions. In the light of Safety Audit findings, corrective measures taken by the company assume greater importance in the present context and enable the organization to review and update their control measures.

The status of the plant on safety performance is sought to be audited for the compliance of the statutory requirements, Codes of Practices, National and International Standards of Safety, Plant Safety Rules and Regulations and also other relevant safe practices, developed by the plant. For this purpose, it is essential that all the concerned entities are made familiar with the details, methodology and approach to the Safety Audit.

4. Regional Labour Institute, Faridabad organized an Interactive Workshop On Development Of Functional Framework on Occupational Health on 4th August 2017 which was attended by 200 delegates from different organizations. The workshop was inaugurated by Shri Bandaru Dattatreya, Hon'ble MoS (IC), Ministry of Labour & Employment, in presence of Smt. M. Sathiyavathy, Secretary, Ministry of Labour & Employment.
5. Regional Labour Institute, Faridabad organized Workshop on Hazard Operability (HAZOP) Study at its 'Nalanda' Conference Hall on 9th & 10th November which was attended by 31 participants from 17 organizations.
6. Regional Labour Institute, Faridabad in collaboration with ILO organized Regional Tripartite Consultation Workshop for developing National OSH Profile in August. This workshop was attended by 40 delegates from different Government Organizations, Industries & ILO.



Minister of State (Independent Charge) for Labour and Employment inaugurating Interactive Workshop on Development of Functional Framework on Occupational Health at RLI, Faridabad on 4th August 2017

7. The Regional Tripartite Consultation Workshop on “Developing National OSH (Occupational Safety and Health) Profile and Promoting ILO OSH Conventions (No. 155 and 187)” was held in association with ILO at RLI, Chennai from 29.08.2017 to 31.08.2017. In this workshop 50 participants from 19 organizations took part. Dr. Avneesh Singh, Director General, DGFASLI was invited as a Chief Guest and Dr. R.K. Elangovan, Dy. Director General, DGFASLI, Mumbai as Guest of honour. Dr. Avneesh Singh inaugurated and delivered the inaugural address while Dr. R. K. Elangovan delivered the Key Note address and Special Address was delivered by Dr. Tsuyoshi Kawakami, Senior OSH Specialist, ILO New Delhi. Welcome address delivered by Shri G. P. Nijalingappa, Director-In-Charge (Safety), RLI, Chennai and Vote of Thanks given by Smt. Kanagarani, ILO, New Delhi.

Followed by the Inauguration, the workshop continued with the technical presentations by various OSH situations in India, the topics which include “Labor Law reform and major changes in OSH Legislative frameworks by Dr. R. K. Elangovan. “The OSH good practices at Global level – ILO suggestions to India for OSH promotion” by Dr. Tsuyoshi Kawakami, Senior OSH Specialist, ILO, New Delhi and “National Occupational Health and Safety Profile” by the Representative of National Institute of Occupational health and followed by Technical Session-

OSH Profile Tripartite discussion. The Technical presentations and discussions were made under the Chairpersons of Dr. Avneesh Singh, Dr. R. K. Elangovan and Dr. M. Arularasu, Addl. Director, Directorate of Technical Education, Govt. of Tamil Nadu. The workshop ended by the tripartite group discussions and suggestions / various OSH issues from the representative of employer's organization, Trade Unions and Government officials.

8. The National Seminar on Occupational Safety and Health in Automobile Industries and Robotics was held at RLI, Chennai on 31.10.2017 in which 200 participants from 142 organizations took part. Dr. R.K. Elangovan, Dy. Director General, DGFASLI, as a Chief Guest, inaugurated and delivered the Inaugural address. In his Inaugural address he highlighted the importance of Machine safety in Automobile Industry. Further, he added that the implementation of provisions under the Factories Act, 1948 has to be carried out in an effective manner. Shri K. Kaliannan, Director, Directorate of Industrial Safety & Health, Government of Tamil Nadu, was invited and he delivered the Key note address. Welcome address was delivered by Shri G. P. Nijalingappa, Director-In-Charge (Safety), RLI, Chennai.



Followed by the Inauguration, the seminar continued with the technical presentations by subject experts on various topics which includes “Machinery Safety” by Dr. R. K. Elangovan, Dy. Director General, DGFASLI, Mumbai, “Legal Requirements – Factories Act as applicable to OSH in Automobile Industries” by Shri V. Periyasamy, Joint Director of Industrial Safety and Health – Retd., Government of Tamil Nadu, “Robotics Safety” by Shri Senthil Kumar, General Manager, Hyundai Motor India Limited, Chennai and “Lifting Machines, Tools & Tackles” by Shri G.P. Nijalingappa, Director (Safety) In-charge & Head of Office, RLI, Chennai.

After the Seminar, the Certificate Awarding function of the 35th batch of Diploma in Industrial Safety commenced. During the Certificate awarding function, Inaugural address was delivered by the Chief Guest Dr. R. K. Elangovan, Dy. Director General and the Key Note address was delivered by Dr. M. Arularasu, Addl. Director, Directorate of Technical Education,

Govt. of Tamil Nadu. At the end of Seminar celebration, Certificates were distributed to the successful candidates by Dr. R. K. Elangovan, Dy. Director General, DGFASLI.





9. One 4 days training workshop on 'National Occupational Safety and Health' was designed and conducted from 11.12.2017 to 14.12.2017 by Shri B. N. Jha, Director(S) & In-charge at 'Male' for the employees of Maldives Port Limited.
10. A Two days Workshop on 'Environment Hazards & its Management in Industry' was conducted by RLI, Kanpur from 30.01.2017 to 31.01.2017 in which 50 participants from 27 organizations took part. This workshop was conducted to impart theoretical and practical training on environmental hazards & its management in industry for assessment and abatement of various environmental hazards arising at workplace.
11. A Three Days Workshop on Management of Hazardous Substances was conducted by RLI, Kanpur from 19.07.2017 to 21.07.2017 in which 26 participants from 11 organizations took part. This workshop was conducted to provide inputs require for identifying and controlling of various hazards and help the management in creating the Safe, healthy and comfortable work environment for better productivity.
12. A Two days workshop on topic 'Regional Tripartite Consultation Workshop on Development of National OSH Profile' was conducted by the ILO at RLI Kanpur from 23.08.2017 to 24.08.2017 in which 30 participants took part. The participants consisted of representatives of trade union, factory Inspectors and Factory representatives from various states coming in jurisdiction of RLI, Kanpur. The workshop was conducted to develop national profile on OSH.

13. RLI, Kolkata conducted “Regional Tripartite Consultation Workshop on Developing National OSH Profile” (ILO Workshop Eastern Region) from 09.08.2017 to 10.08.2017 in which 53 participants from 13 organizations took part. The workshop was conducted at “Bidyut Unnyan Bhavan”, W.B.P.D.C.L, Salt Lake, Kolkata by RLI, Kolkata for developing National OSH Profile” (ILO Workshop Eastern Region)
14. In collaboration with the Directorate General Factory Advisory Services and Labour Institutes, and Ministry of Labour & Employment, ILO India organized a national tripartite workshop to validate the National OSH profile for the country on 23rd and 24th November’ 2017 in New Delhi. Smt. M. Sathiyavathy, Secretary, Ministry of Labour & Employment, inaugurated the National Tripartite Workshop for Validating National Occupational Safety and Health Profile in New Delhi along with Ms. Panudda Boonpala, Deputy Director at ILO, New Delhi & Dr. Avneesh Singh, Director General, DGFASLI. The National OSH Profile is a document which summarizes the existing OSH situation of a country and is used as a diagnostic document to assess gaps in the national OSH system and identify priority areas for national action in OSH. The National OSH Profile is a valuable source of information for policy-makers, government officials, workers, employers and OSH practitioners to follow and monitor OSH developments and is used as a basis for formulating the National OSH Programme (strategic national action plans in OSH).





4.8.2 Long Duration Training Programmes

Long Duration Training programmes include Professional Programmes and Specialized Training programmes. The details of Long Duration Training Programmes conducted during the year 2017 are given in table 4.4 and the Institute-wise details of Long Duration Training Programmes are given in **Annexure – II**

a) Professional Programmes: To fulfill the need of qualified Safety Officers, and Factory Medical Officers in the industry, DGFASLI organization conducts one year “Advance Diploma in Industrial Safety” (ADIS) Course and three months “Associate Fellow of Industrial Health” (AFIH) Certificate Course. In order to meet the demands of supervisors competent to handle and supervise hazardous processes in industries, a 5-weeks Certificate Course in Safety & Health for Supervisory Personnel Engaged in Hazardous Process Industries was conducted by RLI, Faridabad. During the year 2017, a total of 5 professional programmes were conducted by DGFASLI and a total of 246 participants from 192 organizations benefitted from these programmes.

b) Specialized Training Programmes are conducted for identified target groups such as Inspectors of Factories, Senior Managers, Safety Officers, Factory Medical Officers, Supervisors, Trade Union Officials and Safety Committee members from Industry. Basic course for inspectors of factories who are freshly recruited is conducted to impart technical knowledge and skills in the field of safety and health. In view of the need for inspection of specific industries and Major Accident Hazards units, specialized courses are also conducted for senior inspectors. Some of the programmes are exclusively conducted for the union-leaders where joint participation of management personnel and union representatives from industries are the special features of some programmes. During the year 2017, a total of 28 specialized training programmes were conducted by DGFASLI and a total of 562 participants from 233 organizations benefitted from these programmes.

Table 4.4: Long Duration Training Programmes conducted during 2017

Programme/ Area	No. of Participants	No. of Organizations
A. Professional Programmes	246	192
a) ADIS	229	183
b) Certificate Course in Safety & Health for Supervisory Personnel Engaged in Hazardous Process Industries	17	9
B. Specialized Training Programmes [Total: (I +II + III +IV + V + VI+VII)]	562	233
I. Programme for Management Personnel	16	6
a) Safety in storage, Handling and Management of Hazardous chemicals in Industry	16	6
II. Programme for Management Personnel and Factory Supervisors	243	135
a) Management of Hazardous Substances	31	21
b) Training programme on Environmental Hazards & their Management at workplace	8	5

c) Industrial Hygiene & Work Environment Monitoring in Industry	25	15
d) Safety & Health Awareness in construction industry.	5	3
e) Industrial safety & Health for Safety Committee Members	28	14
f) Occupational First Aid	25	9
g) Workshop on 'Incident/Accident Reporting, Investigation & Analysis'	12	7
h) Training programme on environmental contaminants & management in industry	26	19
i) 219 th Training Course in Industrial Safety for National Safety Council, Maharashtra Chapter.	21	7
j) Safety Audit in Factories, Ports & Construction Industries	12	10
k) Safety and Health awareness for the member of Safety Committee	19	8
l) Work environment and monitoring in industries.	31	17
III. Programme for Factory Supervisors	95	33
a) 216 th Training Course in Industrial Safety for National Safety Council, Maharashtra Chapter	22	10
b) 217 th Training Course in Industrial Safety for National Safety Council, Maharashtra Chapter	21	11
c) 3 days training programme on "Safety & Fire Fighting Management in Industries"	28	11
d) Safety & Health in Industries	24	1
IV. Programme for Factory Workers	6	4
a) Safety, Health & Environment in Factories, Ports & Construction Projects	6	4
V. Programme for Trade Union Leaders/Workers/Joint Participation	161	22
a) Making Safety Committee More Effective	27	3
b) Productivity and Quality Improvement through Effective Employees Participation	30	2
c) Effective Participative Skills for Safety Committee Members on SHE	24	5
d) Team Building for Safety Health & Environment at Work Place	7	4
e) 3 programmes on "Productivity & Quality Improvement Through Effective Employee Participation in Managing Safety, Health & Environment in Industries"	73	8
VI. Programme for Medical Doctors	17	12
a) Refresher course for AFIH Doctors	17	12
VII. Programme for Inspectors of Factories	24	21
a) 2 - weeks Refresher course for Sr. Inspectors of Factories	6	3
b) Basic course for Inspector of Factories	18	18
GRAND TOTAL	808	425

4.8.3 Need Based In-Plant Training Programmes

On the request of management, various disciplines of DGFASLI conduct in-plant need based training programmes for the benefit of cross-section of personnel from respective units. Such programmes are designed after proper identification of needs of the defined target through preliminary discussions with the managements. During the year 2016, a total of 15 in-plant training programmes were conducted by DGFASLI and a total of 506 participants from 59 organizations benefitted from these programmes. The details of Need based in- plant Training Programmes conducted during the year 2016 are given Table 4.5. Institution-wise details of Need based in- plant Training Programmes are given in **Annexure - III**

Table 4.5: Need based in- plant Training Programmes conducted during 2017

Programme/ Area	No. of participants	No. of organizations
I. Programme for Management Personnel [Total: a to f]	238	7
a) Occupational Safety & Health Management System	25	1
b) Behaviour Based Safety	30	1
c) 2 programmes on Testing & Examination of lifting tackles and loose gears	47	2
d) Process Safety Management for Middle Manager Personnel	54	1
e) Process Safety Management for Sr. Manager Personnel	42	1
f) Training Program on Job Safety Analysis	40	1
II. Programme for Management Personnel and Factory Supervisors [Total:(a to b)]	110	47
a) Legal Provisions on OSH in India	45	45
b) 2 programmes on Occupational Safety and Health Management System	65	2
III. Programme for Factory Supervisors	50	1
a) Behaviour Based Safety	50	1
IV. Programme for Trade Union Leaders/Workers/Joint Participation [Total:(a to b)]	30	2
a) Safety, Health and Environment Training Programme	15	1
b) In Plant Training programme	15	1
V. Programme for Educational Institutes	78	2
a) 2 Programmes on Safety Training	78	2
Grand Total: (I to V)	506	59

4.8.4 Short Duration Training Programmes

DGFASLI organizes short duration training programmes of 1 or 2 days duration for the benefit of supervisors, workers, and workers representatives from factories. Such programmes are organized in the field of Safety, Health, Hygiene, Psychology, etc. During the year 2017, a total of 17 specialized training programmes were conducted by DGFASLI and a total of 364 participants from 172 organizations benefitted from these programmes. The details of short duration training programmes conducted during the year 2017 are given in Table 4.6. Institution-wise details of short duration training programmes are given in **Annexure -IV**

Table 4.6: Short Duration Training Programmes conducted during 2017

Programme/ Area	No. of participants	No. of organizations
I. Programme for Management Personnel [Total:(a to c)]	50	29
a) Training programme on Occupational Safety and Health in Engineering Industry	14	13
b) Fundamental and Basic Principles of Industrial Hygiene tech.	20	12
c) Environmental hazards & its management in industry	16	4
II. Programme for Management Personnel and Factory Supervisors [Total:(a to l)]	275	136
a) Training programme on Occupational Safety and Health Management System	19	14
b) Training programme on Work Environment Monitoring in Industries	18	11
c) Safety in Lifting Appliances	16	7
d) Occupational Safety and Health in Construction Industry	14	13
e) Management of Workplace Contaminants in Industry.	27	16
f) Occupational Safety & Health management in Industry	23	19
g) Training programme on Heat stress	8	2
h) Material Handling in Engineering Industries	10	10
i) Awareness programme for ADIS students	50	1
j) Occupational Safety & Health in Engineering Industry	23	11
k) Occupational Safety & Health Management System	32	16
l) Safety with Lifting Machines, Tools & Tackles	35	16
III. Programme for Factory Supervisors	7	6
a) Safety & Law for Managers/Executives	7	6
IV. Programme for Educational Institutes	32	1
a) Training programme in Industrial Safety	32	1
Grand Total: (I+II+III+IV)	364	172

4.8.5 Appreciation and Promotional Programmes

Each of the Labour Institutes at Mumbai, Kolkata, Kanpur, Chennai and Faridabad has an Industrial Safety Health and Welfare Centre, where half day appreciations programmes are conducted. Appreciation Programmes are also conducted at various laboratories and divisions of the organization. The details of appreciations and promotional programmes conducted during the year 2017 are given in Table 4.7.

Table 4.7: Appreciations and Promotional Programmes conducted during 2017

Sl.	Description	No. of Programmes	No. of Beneficiaries	No. of Organizations
1.	Appreciation Programme	13	535	20
2.	Appreciation Programs (Half Day duration)	37	785	37
3.	Demonstration of Industrial Hygiene equipments	4	103	57
4.	Departmental/Laboratory Visits	13	517	10
5.	Introduction and Demonstration of Environmental Engineering Division Instruments	37	824	93
6.	Introduction to Safety	4	109	71
7.	Introduction to Occupational Health for UG & PG students	21	782	20
8.	Special visit and one day training programme for ADs of MoSPI, Government of India	1	3	1
9.	Visit of Engineers from Automation Industry	2	60	36
10.	Visit to Industrial Safety Health & Welfare Centre	68	1691	85
11.	Visit to Industrial Safety Institute(Rourkela)	1	36	2
12.	Visit to Silicosis & Asbestosis Centre and SHE Centre	1	21	10
13.	Visit/Introduction to Industrial Hygiene lab, RLI, Kanpur	7	224	129
TOTAL		209	5690	571

4.9 Technical Advice

Technical advice and guidance are provided to industries and port users on various aspects relating to control of hazards, prevention of accidents and occupational diseases, work environment, productivity etc.

4.10 Testing of Personal Protective Equipment

The respiratory and non-respiratory Personal protective equipment testing laboratories at the Central Labour Institute, Mumbai undertake performance tests of canisters, masks, helmets, safety shoes, safety goggles, safety belts, welding glasses etc. The details of Personal protective equipments tested during the year 2017 are given in Table 4.8

Table 4.8: Personnel Protective Equipments tested in 2017

Sl.	Type of Equipment	No. of Equipments tested
1.	Non-Respiratory Equipment	199
2.	Respiratory Equipment	164
Total		363

4.11 Talks

The officers of the organization deliver talks on special topics in programmes organized by outside agencies to disseminate latest technical information with specific reference to national studies, unit level studies, surveys conducted. Institution-wise details of talks delivered during the year 2017 are given in Table 4.9

Table 4.9: Institute –wise Talks delivered during 2017

Sl.	Institute	No. of Talks	Participants	Organizations
1.	DGFASLI (HQ)*	17	450	69
2.	Central Labour Institute, Mumbai	03	151	03
3.	Regional Labour Institute, Kolkata	06	72	20
4.	Regional Labour Institute Faridabad	02	100	60
5.	Regional Labour Institute, Chennai	01	30	01
6.	Regional Labour Institute, Kanpur	03	79	08
Total		32	882	161

* Comprising of Factory Advice Service & Dock Safety Divisions.

4.12 CIS National Centre for India

As a CIS National Centre for India CLI provides information and services on:

- Microfiche reference
- Awareness on current events in the areas of OSH
- Information access through CD-ROMs of ILO, WHO, etc.
- MSDS
- Dispersion Models

4.13 DGFASLI website

The DGFASLI website www.dgfasli.nic.in is a source of information on various safety and health related matters. The website contains database on abstract of OS&H studies, reports; information on advisory services rendered by DGFASLI in the area of testing of respiratory and non-respiratory personal protective equipment, National Referral Diagnostic Centre, etc. The training programme calendar for all the labour institutes, announcement on National Safety Awards & Vishwakarma Rashtriya Puraskar awards, AFIH course, Diploma Course in Industrial Safety along with the application forms are available on the website. The website enables users to access other useful websites related to safety and health and get the national directory of organization-profile of agencies engaged in the field of safety and health. The website also contains the text of the Factories Act, 1948 and the Model Rules framed there under and also the Dock Workers (Safety, Health and Welfare) Act, 1986 and Regulations, 1990 etc. Statistics of Factories, Docks, list of Chief Inspectors of Factories and list of Dock Safety Inspectorates are also available in the portal.

The digitization of clearances issued by various Ministry/Department, as a part of Digital India Program, DGFASLI has digitization of clearances in the following three areas:

- i. Approval of site notification of Major Accident Hazard (MAH) installations in the port premises under Rule 7 of MSIHC Rules, 1989 (Environment Protection Act, 1986).
- ii. Issue of competency certificate under Rule 2(d) of the Dock Workers (Safety, Health & Welfare) Regulation 1990.

5

Safety Awards

To appreciate the contribution made by the factories and docks towards producing quality goods and providing efficient services in safe and healthy conditions, the following awards are being given.

5.1 Prime Minister's Shram Awards (PMSA)

The Prime Minister's Shram Awards (PMSA) were instituted in 1985, for the workers (as defined in Industrial Disputes Act, 1947) in recognition of their outstanding contributions in organizations both in public and private sector and who have distinguished record of performance, devotion to duty of a high order, specific contribution in the field of productivity, proven innovative abilities, presence of mind and exceptional courage and also to the workmen who have made supreme sacrifice of laying down their lives in the conscientious discharge of their duties.

It has been decided from the year 2004 onwards that the private sectors shall also be included within the ambit of Prime Minister's Shram Awards and the workers in the private sector units employing 500 or more workers and engaged in manufacturing and productive processes will be eligible to apply for these awards. The number of awards has been increased from 17 to 33. The awards, in order of sequence are Shram Ratna, Shram Bhushan, Shram Vir/Veerangana and Shram Shri/Devi. The recognition consists of a Sanad and cash award of Rs. 2,00,000/- (1 award), Rs. 1,00,000/- (4 awards), Rs. 60,000/- (12 awards) and Rs. 40,000/- (16 awards) respectively.

5.2 Vishwakarma Rashtriya Puraskar & National Safety Awards

The DGFASLI on behalf of the Ministry of Labour & Employment has been implementing the Vishwakarma Rashtriya Puraskar (VRP) (earlier known as Shram Vir National Awards) and the National Safety Awards scheme since 1965. These schemes were modified in 1971, 1978 and again in 2007. The schemes presently in operation are as follows:

- (i) **Vishwakarma Rashtriya Puraskar:** It is designed to give recognition at the national level to outstanding suggestions resulting in (i) Higher Productivity (ii) Improvement in safety and working conditions (iii) Savings in foreign exchange (import substitution as well as quality and safety of products) (iv) Improvement in overall efficiency of the establishments. The prizes are grouped in three classes i.e. (a) Applications ranked 1 to 5 (5 Awards) – Class "A" Awards Rs.75,000/- Each (b) Applications ranked 6 to 13 (8 Awards) – Class "B" Awards Rs.50,000/- Each (c) Applications ranked 14 to 28 (15 Awards) – Class "C" Awards RS.25,000/- Each. These awards are applicable to the workers of Industrial establishments covered under the Factories Act, 1948, the employees covered under the Dock Workers (Safety, Health and Welfare) Act 1986, the Building and Other Construction Workers

(Regulation of Employment and Conditions of Service) Act, 1996 and Installations under Atomic Energy Regulatory Board (AERB).

- (ii) **National Safety Awards:** National Safety Awards are given in recognition of outstanding safety performance on the part of the industrial establishments covered under the Factories Act 1948, the employers covered under the Dock Workers (Safety, Health and Welfare) Act 1986, the Building and Other Construction Workers (Regulation of Employment and Conditions of Service) Act, 1996 and Installations under Atomic Energy Regulatory Board (AERB). Shields and Citation Certificates are awarded to Winners and Runners Up. Schemes I to X are meant for factories, construction sites and nuclear Installations and Schemes XI and XII are for Ports. The Schemes/Schedule based on lowest frequency rate of accidents were deliberated in comparison with latest national Average Frequency Data of Accidents for the period from 2005 to 2007 for manufacturing sector and for the period from 2007 – 08 to 2009 – 10 for the Port Sector.

5.3 Achievement in 2017

During 2017, 221 applications were received for PSU and 148 applications were received for PRS. This institute organized the meeting of Assessment Committee, Technical Committee and Screening Committee.

The award presentation function for Vishwakarma Rashtriya Puraskar (VRP) & National Safety Awards (NSA) for the performance year 2015 was held at Vigyan Bhavan, New Delhi on 17th September 2017. The awards were presented by the Hon'ble Minister of State (Independent Charge) for Labour and Employment Shri Santosh Kumar Gangwar to 111 awardees of VRP and 126 NSA awardees. The awards presentation function was chaired by the Secretary, Labour and Employment. The awards function was attended by about 1100 delegates, Safety professionals and Govt. officials. The event got wide publicity in media and leading news papers.



Table 5.1- Applications received for Vishwakarma Rashtriya Puraskar and the number of awards given

Performance Year	Applications Received	Awards given
2010	162	28
2011	194	28
2012	142	28
2013	193	28
2014	199	28
2015	212	28

Table 5.2- Estimated annual savings resulting from the suggestions

Performance Year	Savings in Indian Currency		Savings in Foreign Exchange	
	Recurring	Non-Recurring	Recurring	Non-Recurring
2010	1,45,97,88,000	77,14,00,000	1,19,76,304	49,60,155
2011	23,46,20,990	8,65,18,362	5,89,584	16,370
2012	8,37,70,16,690	5,61,15,000	2,22,69,000	-
2013	6,43,77,70,600	35,48,73,900	68,80,96,665	2,66,01,55,248
2014	57,71,27,000	2,29,14,000	2,27,85,894	2,92,00,830
2015	7,32,29,75,801	8,19,27,26,452	3,03,90,34,983	2,94,12,883

Table 5.3- National Safety Awards under different schemes

Performance Year	National Safety Awards	SCHEMES											
		I	II	III	IV	V	VI	VII	VIII	IX	X	XI	XII
2010	Applications	55	32	16	19	09	11	10	11	02	02	01	02
	Awards	22	19	08	09	06	07	05	05	02	02	-	01
2011	Applications	44	27	18	16	13	11	13	16	04	03	-	-
	Awards	22	17	11	12	08	10	06	08	02	02	-	-
2012	Applications	30	31	10	12	09	12	08	09	02	02	-	-
	Awards	20	19	10	10	05	07	06	08	02	02	-	-
2013	Applications	48	39	12	19	18	21	13	13	08	08	-	-
	Awards	23	20	10	12	06	06	08	09	02	02	-	-
2014	Applications	42	34	18	20	14	17	09	14	01	01	-	-
	Awards	27	17	13	13	08	06	08	09	01	01	-	-
2015	Applications	68	54	32	37	38	42	38	38	3	3	1	1
	Awards	28	24	11	13	10	10	12	12	2	2	1	1

6

Human Resource Development

The officers of the Organization are deputed to the programmes organized by various agencies within the country and abroad, for their exposure to the latest technical developments that are taking place in the field of Industrial Safety and Health.

Inauguration of First “Occupational Health Training Research and Development Centre (OHRDC)”

Regional Labour Institute, Faridabad set up the first “Occupational Health Training Research and Development Centre (OHRDC)” as a result of MoU between DGFASLI & ESIC. Shri Bandaru Dattatreya Hon’ble Minister of State (Independent Charge) for Labour & Employment inaugurated it on 4th August, 2017 in presence of Smt. M. Sathiyavathy, Secretary, Ministry of Labour & Employment, Shri Heeralal Samariya, Additional Secretary, Shri Rajeev Arora, Joint Secretary, Shri Devender Singh Economic Advisor from Ministry of Labour & Employment, Government of India , Shri Raj Kumar, Director General, ESIC & Dr. Avneesh Singh, Director General, DGFASLI.



Shri Bandaru Dattatreya, Hon’ble Minister of State (Independent Charge) for Labour and Employment, inaugurating the first “Occupational Health Training Research and Development Centre (OHRDC)” at Regional Labour Institute, Faridabad on 4th August’ 2017.

Celebration of Hindi Pakhwara

“Hindi Pakhwara” was celebrated in this Directorate General and across RLIs and CLI from 14th - 29th September, 2017. During this period various competition like Nibandh Lekhan, Bhasan, Anuvaad, Nara Lekhan were organized all through the pakhwara.

7

Statistics on Occupational Safety and Health in Factories

The statistics of factories is collected and compiled by the **Labour Bureau** on the basis of the Annual Returns/Reports in respect of the Factories Act 1948, furnished by various States and Union Territories. Under the Factories Act, 1948, injuries resulting from industrial accidents, by reasons of which the person injured is prevented from attending to work for a period of 48 hours or more immediately following the accident, are recorded. The important indices on injuries are **Frequency Rate (FR)** and **Incidence Rate (IR)**. The **Frequency Rate** is defined as number of total injuries per 1,00,000 man-days worked. The **Incidence Rate** is the number of injuries per 1,000 workers employed in the factories.

The latest information relating to occupational injuries in factories are given in this chapter in tables 7.1 to 7.7, which are based on the statistics provided by Labour Bureau up to the year 2014.

Table: 7.1-Statistics of Employment, Industrial Injuries, etc. in Factories for the Year 2009-2014

Year	No. of Working Factories	Estimated Average daily Employment (in thousands)	Industrial Injuries		Frequency Rate of injuries per lakh man-days worked		Incidence Rate of injuries per thousand Workers Employed in Factories Submitting Return	
			Fatal	Total	Fatal	Total	Fatal	Total
(1)	(2)	(3)	(4)	(5)	(6)	(7)	(8)	(9)
2009	143389	6488	668	6651	0.09	0.85	0.10	1.03
2010	228259	10855	1064	11175	0.06	0.64	0.10	1.03
2011	240824	11578	1083	10441	0.07	0.72	0.09	0.90
2012	161161	7335	682	5769	0.09	0.75	0.09	0.79
2013	87493	3659	494	1951	0.08	0.37	0.14	0.53
2014	135971	6367	515	3984	0.06	0.49	0.08	0.71

Source: (i) Data received from Labour Bureau through correspondence.

(ii) Data for the year 2015 and beyond is yet to be updated by the Labour Bureau.

Note: Limitations of the data received from Labour Bureau Chandigarh: The Number of injuries has been given on the basis of notices of accidents whereas the rates have been worked out on the basis of Annual Return.

Table 7.2- State-Wise Total Number of Industrial Injuries in Factories

Sl.	State / UT	2010	2011	2012	2013	2014
1.	Andaman & Nicobar	NA	77(-)	40(-)	NA	55(-)
2.	Andhra Pradesh	1707(191)	1075 (164)	1336 (153)	714 (152)	321(78)
3.	Arunachal Pradesh	NA	NA	NA	NA	NA
4.	Assam	52(6)	77 (8)	78 (8)	105 (4)	71(13)
5.	Bihar	215(-)	95 (4)	135 (9)	160 (4)	9(2)
6.	Chandigarh	2(-)	15 (8)	3 (1)	2(-)	-
7.	Chhattisgarh	306(84)	320 (98)	158 (106)	156 (97)	188(113)
8.	Daman & Diu	NA	50 (12)	44 (13)	NA	56(20)
9.	Delhi	NA	NA	NA	NA	NA
10.	Goa	109(12)	103 (11)	103 (7)	55 (10)	87(5)
11.	Gujarat	2992(221)	3263 (249)	NA	NA	NA
12.	Haryana	65(18)	59 (32)	43 (15)	78 (41)	78(41)
13.	Himachal Pradesh	NA	242 (10)	NA	NA	136(11)
14.	Jammu & Kashmir	NA	NA	NA	NA	NA
15.	Jharkhand	98(33)	113 (19)	NA	130 (37)	127(31)
16.	Karnataka	NA	NA	NA	NA	NA
17.	Kerala	NA	5 (-)	NA	NA	NA
18.	Lakshadweep	NA	NA	NA	NA	NA
19.	Madhya Pradesh	NA	NA	NA	NA	NA
20.	Maharashtra	2933(222)	2601 (183)	2608 (216)	NA	2336 (65)
21.	Manipur	-	NA	NA	NA	NA
22.	Meghalaya	-	-	NA	15 (-)	9(2)
23.	Mizoram	NA	NA	NA	NA	NA
24.	Nagaland	-	-	-	NA	-
25.	Odisha	580 (102)	550 (60)	NA	NA	NA
26.	Puducherry	56 (10)	56 (10)	38 (8)	28 (3)	18(6)
27.	Punjab	241 (22)	217 (34)	NA	NA	NA
28.	Rajasthan	856 (67)	746 (63)	733 (34)	761 (55)	762(55)
29.	Sikkim	NA	NA	NA	NA	NA
30.	Tamil Nadu	957 (75)	774 (118)	443 (110)	NA	NA
31.	Telangana	--	--	--	234 (89)	238 (71)
32.	Tripura	6(1)	3 (-)	7(2)	7 (2)	8(2)
33.	Uttar Pradesh	NA	NA	NA	NA	NA
34.	Uttarakhand	NA	NA	NA	NA	NA
35.	West Bengal	-	-	NA	NA	NA
Total		11175(1064)	1044(1083)	5769(682)	2445(494)	4499(515)

Note: (i) NA = Not Available (ii) - = Nil
 (iii) Figures in brackets pertain to "Fatalities" and are included in the total.
 (iv) For limitations of the data please refer note under table 7.1
 (v) Data for the year 2015 and beyond is yet to be updated by the Labour Bureau.

Source: Data received from Labour Bureau through correspondence.

Table 7.3- State-wise Frequency Rates of Industrial Injuries in Factories

Sl.	State/ Union Territory	2010	2011	2012	2013	2014
1.	Andaman & Nicobar	NA	5.93 (-)	2.89 (-)	NA	3.92(-)
2.	Andhra Pradesh	0.70(0.80)	0.55 (0.08)	0.72 (0.08)	0.76 (0.16)	0.26(0.06)
3.	Arunachal Pradesh	NA	NA	NA	NA	NA
4.	Assam	0.45(0.05)	0.63 (0.07)	0.74 (0.08)	0.98 (0.04)	0.55(0.1)
5.	Bihar	5.83(-)	3.06 (0.13)	4.89 (0.33)	3.39 (0.08)	0.56(0.12)
6.	Chandigarh	0.09(-)	0.58 (0.31)	0.13 (0.04)	0.09 (-)	-
7.	Chhattisgarh	0.13(0.04)	3.21 (0.98)	0.5 (0.33)	0.49 (0.31)	0.57(0.35)
8.	Daman & Diu	NA	0.36 (0.09)	898.69(265.52)	NA	0.22(0.08)
9.	Delhi	NA	NA	NA	NA	NA
10.	Goa	0.60(0.07)	0.57 (0.06)	0.51 (0.03)	0.27(0.05)	0.44(0.03)
11.	Gujarat	2.79(0.21)	2.97 (0.23)	NA	NA	NA
12.	Haryana	0.14(0.04)	0.13 (0.07)	0.06 (0.02)	0.02(0.01)	0.14(0.07)
13.	Himachal Pradesh	NA	0.65 (0.03)	NA	NA	0.26(0.02)
14.	Jammu & Kashmir	NA	NA	NA	NA	NA
15.	Jharkhand	0.09(0.03)	0.47 (0.08)	NA	1.05(0.3)	0.7(0.17)
16.	Karnataka	NA	NA	NA	NA	NA
17.	Kerala	-	0.01 (-)	NA	NA	NA
18.	Lakshadweep	NA	NA	NA	NA	NA
19.	Madhya Pradesh	NA	NA	NA	NA	NA
20.	Maharashtra	0.87(0.07)	0.72 (0.05)	0.72 (0.06)	NA	0.55(0.02)
21.	Manipur	-(-)	NA	NA	NA	NA
22.	Meghalaya	-(-)	-	NA	1.68(-)	1.04(0.23)
23.	Mizoram	NA	NA	NA	NA	NA
24.	Nagaland	-(-)	-	-	NA	-
25.	Odisha	0.87(0.15)	0.84 (0.09)	NA	NA	NA
26.	Puducherry	0.50(0.09)	0.86 (0.15)	0.51 (0.11)	0.34 (0.04)	0.24(0.08)
27.	Punjab	0.87(0.08)	0.92 (0.14)	NA	NA	NA
28.	Rajasthan	1.48(0.12)	1.42	1.23 (0.06)	1.52 (0.11)	1.47(0.11)
29.	Sikkim	NA	NA	NA	NA	NA
30.	Tamil Nadu	0.23(0.02)	0.19 (0.03)	11.61 (2.88)	NA	NA
31.	Telangana	--	--	--	0.3(0.12)	0.27(0.08)
32.	Tripura	0.20(0.03)	0.1 (-)	0.2 (0.06)	0.23 (0.07)	0.35(0.09)
33.	Uttar Pradesh	NA	NA	NA	NA	NA
34.	Uttarakhand	NA	NA	NA	NA	NA
35.	West Bengal	-(-)	-	NA	NA	NA
Total		0.64(0.06)	0.72(0.07)	0.75 (0.09)	0.37(0.08)	0.49(0.06)

Note: (i) F.R. = Frequency Rate per lakh man-days worked (ii) NA = Not Available, (iii) (-) = Nil or Negligible
(iv) Figures in bracket pertain to "Fatalities" and are included in the total
(v) For limitations of the data please refer note under table 7.1
(vi) Data for the year 2015 and beyond is yet to be updated by the Labour Bureau.

Table 7.4- State-wise Incidence Rates of Industrial Injuries in Factories

Sl.	State/ Union Territory	2010	2011	2012	2013	2014
1.	Andaman & Nicobar	NA	13.87 (-)	7.05 (-)	NA	9.37(-)
2.	Andhra Pradesh	1.67(0.19)	1.04 (0.16)	1.15 (0.13)	1.18(0.25)	0.51(0.12)
3.	Arunachal Pradesh	NA	NA	NA	NA	NA
4.	Assam	0.35(0.04)	0.49 (0.05)	0.45 (0.05)	0.53(0.02)	0.34(0.06)
5.	Bihar	1.55(-)	0.64 (0.03)	0.8 (0.05)	0.85(0.02)	0.04(0.01)
6.	Chandigarh	0.16(-)	1.28 (0.68)	0.24 (0.08)	0.16(-)	-
7.	Chhattisgarh	1.16(0.32)	1.14 (0.35)	0.67 (0.45)	0.59(0.37)	0.65(0.39)
8.	Daman & Diu	NA	0.34 (0.08)	0.25 (0.07)	NA	0.28(0.1)
9.	Delhi	NA	NA	NA	NA	NA
10.	Goa	1.60(0.18)	1.55 (0.17)	1.46 (0.1)	0.77(0.14)	1.17(0.07)
11.	Gujarat	2.31(0.17)	2.35 (0.18)	NA	NA	NA
12.	Haryana	0.08(0.02)	0.07 (0.04)	0.05 (0.02)	0.09(0.05)	0.09(0.05)
13.	Himachal Pradesh	NA	0.89 (0.04)	NA	NA	0.43(0.03)
14.	Jammu & Kashmir	NA	NA	NA	NA	NA
15.	Jharkhand	0.25(0.08)	0.27 (0.05)	NA	0.51(0.14)	0.49(0.12)
16.	Karnataka	NA	NA	NA	NA	NA
17.	Kerala	NA	0.01 (-)	NA	NA	NA
18.	Lakshadweep	NA	NA	NA	NA	NA
19.	Madhya Pradesh	NA	NA	NA	NA	NA
20.	Maharashtra	1.74(0.13)	1.41 (0.1)	1.25 (0.1)	NA	1.13(0.03)
21.	Manipur	-	NA	NA	NA	NA
22.	Meghalaya	-	-	NA	1.44(-)	0.82(0.18)
23.	Mizoram	NA	NA	NA	NA	NA
24.	Nagaland	-	-	-	NA	-
25.	Odisha	2.19(0.39)	1.97 (0.21)	NA	NA	NA
26.	Puducherry	0.72(0.13)	0.7 (0.13)	0.46 (0.1)	0.35(0.04)	0.21(0.07)
27.	Punjab	0.39(0.04)	0.34 (0.05)	NA	NA	NA
28.	Rajasthan	1.50(0.12)	1.22 (0.1)	1.06 (0.05)	1.53(0.11)	1.52(0.11)
29.	Sikkim	NA	NA	NA	NA	NA
30.	Tamil Nadu	0.64(0.05)	0.52 (0.08)	0.28 (0.07)	NA	NA
31.	Telangana	--	--	--	0.4(0.15)	0.4(0.12)
32.	Tripura	0.10(0.02)	0.05 (-)	0.12 (0.03)	0.12(0.04)	0.14(0.03)
33.	Uttar Pradesh	-	NA	NA	NA	NA
34.	Uttarakhand	NA	NA	NA	NA	NA
35.	West Bengal	NA	-	-	NA	NA
Total		1.03(0.10)	0.9 (0.09)	0.79 (0.09)	0.67(0.14)	0.71(0.08)

Note: (i) I.R. = Incidence Rate per 1000 workers employed. (ii) NA = Not Available, (iii) (-) = Nil
 (iv) Figures in bracket pertain to "Fatalities" and are included in the total,
 (v) For limitations of the data please refer note under table 7.1
 (vi) Data for the year 2015 and beyond is yet to be updated by the Labour Bureau.

Source: Data received from Labour Bureau through correspondence.

Table 7.5- Industrial Injuries and their Incidence Rate (IR) per Thousand Workers Employed by Important Industries

Sl.	Industry	NIC Code 2008	2010		2011		2012		2013		2014	
			Total Injuries	IR	Total Injuries	IR	Total Injuries	IR	Total Injuries	IR	Total Injuries	IR
(1)	(2)	(3)	(4)	(5)	(6)	(7)	(8)	(9)	(10)	(11)	(12)	(13)
1.	All Textiles	13,14	2937 (83)	4.09 (0.12)	2921 (96)	3.82 (0.13)	1063 (44)	1.58 (1.52)	521 (66)	1.46 (0.19)	844 (19)	1.24 (0.03)
2.	Manufacture of Paper & paper products & printing, publishing & allied products	17,18	341 (28)	2.17 (0.18)	252 (49)	1.61 (0.31)	178 (22)	1.17 (0.14)	49 (14)	0.48 (0.14)	79 (18)	0.38 (0.09)
3.	Manufacture of Chemicals & Chemical products (Except Petroleum and coal products)	20	719 (140)	1.02 (0.20)	1605 (193)	2.1 (0.25)	562 (94)	1.37 (0.23)	197 (36)	1.37 (0.25)	337 (31)	1.12 (0.1)
4.	Manufacture of Non-metallic mineral products	23	534 (86)	0.66 (0.11)	331 (80)	0.38 (0.09)	154 (39)	0.26 (0.06)	287 (48)	0.57 (0.10)	179 (58)	0.3 (0.1)
5.	Basic metal and alloys Industries	24	1367 (311)	1.31 (0.30)	930 (211)	0.85 (0.19)	503 (130)	1 (0.26)	274 (101)	0.62 (0.23)	603 (134)	1.01 (0.22)
6.	Manufacture of metal products & Parts (except machinery & transport equipment)	25	1152 (57)	1.60 (0.08)	767 (58)	0.98 (0.07)	300 (52)	0.56 (0.1)	57 (16)	0.25 (0.07)	259 (14)	0.53 (0.03)
7.	Manufacture of machinery, machine tools & parts tools (except electrical machinery)	28	622 (31)	1.18 (0.06)	534 (50)	0.98 (0.09)	293 (8)	0.87 (0.02)	13 (4)	0.08 (0.02)	293 (9)	0.92 (0.03)

Contd. ...

Sl.	Industry	NIC Code 2008	2010		2011		2012		2013		2014	
			Total Injuries	IR	Total Injuries	IR	Total Injuries	IR	Total Injuries	IR	Total Injuries	IR
(1)	(2)	(3)	(4)	(5)	(6)	(7)	(8)	(9)	(10)	(11)	(12)	(13)
8.	Manufacture of transport equipment and parts	30	456 (18)	1.78 (0.07)	400 (42)	1.37 (0.14)	236 (17)	1.39 (0.1)	84 (4)	1.13 (0.05)	233 (9)	1.71 (0.07)
9.	Electricity, Gas and Steam	35	220 (32)	0.98 (0.14)	250 (61)	0.99 (0.24)	311 (54)	1.88 (0.33)	112 (47)	1.09 (0.46)	131 (40)	0.78 (0.24)
Total of (Sl. 1 to 9 Industries)			8348 (786)	3.08 (0.29)	7990 (840)	2.81 (0.3)	3600 (460)	1.61 (0.21)	1594 (336)	0.75 (0.16)	2958 (332)	0.85 (0.09)
* Total of All Industries			11175 (1064)	1.03 (0.10)	10441 (1083)	0.9 (0.09)	5769 (682)	0.79 (0.09)	2445 (494)	0.67 (0.14)	4499 (515)	0.71 (0.08)

- Note:** (i) Figures in brackets indicate “Fatalities” and are included in the Total
(ii)* The figures for All Industries include the figures of other industries apart from above Industries shown.
(iii) For limitations of data refer footnote of table 7.1
(iv) Data for the year 2015 and beyond is yet to be updated by the Labour Bureau.

Source: Data received from Labour Bureau through correspondence.

Table 7.6- Frequency Rate of Total Injuries by Important Industries

Sl.	Industry	NIC Code 2008	2010	2011	2012	2013	2014
1.	All Textiles	13,14	1.33	1.26	1.26	1.13	0.77
2.	Manufacture of Paper & paper products & printing, publishing & allied products	17, 18	0.69	0.54	0.74	0.40	0.30
3.	Manufacture of Chemicals & Chemical products (Except products of Petroleum and coal)	20	0.69	1.42	1.25	0.95	0.63
4.	Manufacture of Non-metallic mineral products	23	0.8	0.5	0.34	0.85	0.33
5.	Basic metal and alloys Industries	24	0.62	0.72	0.69	0.53	0.65
6.	Manufacture of metal products & Parts(except machinery & transport equipment)	25	1.1	0.69	0.51	0.26	0.40
7.	Manufacture of machinery, machine tools & parts (except electrical machinery)	28	0.96	0.73	0.59	0.07	0.55
8.	Manufacture of transport equipment and parts	30	0.98	0.83	0.96	0.90	0.90
9.	Electricity, Gas and Steam	35	0.08	0.68	1.45	0.64	0.41
Total of (Sl. 1 to 9 Industries)			0.72	0.93	0.84	0.68	0.58
* Total of All Industries			0.64	0.72	0.75	0.37	0.49

Note:

(i) * The figures for All Industries include the figures of other industries apart from above industries shown.

(ii) For limitations of data refer footnote of table 7.1

(iii) Data for the year 2015 and beyond is yet to be updated by the Labour Bureau.

Source: Data received from Labour Bureau through correspondence.

Table 7.7- Industrial injuries in Factories by causes

Sl.	Causation	2011		2012		2013		2014	
		Total	Fatal	Total	Fatal	Total	Fatal	Total	Fatal
1.	Prime movers	38	14	70	7	21	9	36	9
2.	Machinery moved by Mechanical Power	1757	136	1207	102	456	55	273	66
3.	Machinery not moved by Mechanical Power	237	38	310	13	68	11	87	8
4.	Transport whether moved by Power or not	169	41	67	18	63	22	58	22
5.	Electricity	212	85	138	61	50	30	77	44
6.	Explosions	86	41	137	31	76	64	36	15
7.	Fires	320	131	186	94	76	15	96	11
8.	Gassing	104	27	88	5	19	11	27	21
9.	Molten Metals & other Hot or Corrosive Substances	417	66	168	37	42	9	55	17
10.	Hand Tools	862	11	179	1	90	2	77	8
11.	Falling Bodies	966	72	276	38	140	32	107	17
12.	Persons Falling	2157	221	797	153	345	91	264	69
13.	Stepping on or Striking against Objects	999	35	398	17	156	16	101	12
14.	Handling Goods or Articles	813	42	436	10	244	9	260	6
15.	Others	2754	116	1269	80	506	77	301	40
Total		11891	1076	5726	667	2352	453	1855	365

Note: (i) For limitations of data refer footnote of table 7.1

(ii) Total in table 7.7 may not tally with the corresponding tables 7.1, 7.2 and 7.4 due to non-availability of cause-wise data of industrial injuries.

(iii) Data for the year 2015 and beyond is yet to be updated by the Labour Bureau.

Source: Data received from Labour Bureau through correspondence.

8

Statistics on Status of compliance with statutory provisions of the Factories Act, 1948

DGFASLI receives information relating to factories covered under the provisions of the Factories Act, 1948 from States and Union Territories from time to time. This information is mainly collected through Factory Advice Service (FAS) Forms as well as through correspondence as and when required from the CIFs of the States/UTs. It is entered in the data bank specially created at DGFASLI for disseminating any specific information as and when necessary. This information can be used to know the state-wise status of safety and health as well as compliance level with statutory standards in factories. The information can be used for estimation of various trends. It is emphasized here that for ascertaining the correctness or the updated information given in the following pages/tables, the State Governments/Union Territory Administration concerned may be contacted.

Statistics of Factories at a Glance: 2016

No. of registered factories		360949
No. of working factories		307397
Employment	Total	17376854
	Women	2534980
No. of Safety Officers		4138
No. of Welfare Officers		4084
No. of factories having Medical Officers		12354
No. of factories having Safety Policy		23734
No. of factories having Safety Committees		19885
No. of Hazardous Process factories		40396
No. of factories having On-site Emergency Plan		1781
No. of factories having Canteens Facility		9180
No. of factories having Crèche Facility		7224
Total Injuries		6556
Fatal Injuries		1189

Source: Data collected by DGFASLI through correspondence with Chief Inspector of Factories (CIF) of States/UTs.

Table 8.1- Inspectors of Factories (2016)

Sl.	State/UT	2016	
		Sanctioned	Working
1	Andaman and Nicobar Islands	2	2
2	Andhra Pradesh	53	40
3	Arunachal Pradesh	*	*
4	Assam	29	26
5	Bihar	21	10
6	Chandigarh	#	6
7	Chhattisgarh	30	23
8	Daman and Diu & Dadra and Nagar Haveli	1	1
9	Delhi	16	10
10	Goa	7	5
11	Gujarat	126	79
12	Haryana	36	33
13	Himachal Pradesh	2	50
14	Jammu and Kashmir	5	5
15	Jharkhand	25	21
16	Karnataka	42	39
17	Kerala	59	53
18	Lakshadweep	*	*
19	Madhya Pradesh	41	20
20	Maharashtra	131	68
21	Manipur	3	3
22	Meghalaya	4	3
23	Mizoram	2	1
24	Nagaland	3	3
25	Odisha	34	29
26	Puducherry	9	4
27	Punjab	28	19
28	Rajasthan	39	18
29	Sikkim	*	*
30	Tamil Nadu	168	109
31	Telangana	30	30
32	Tripura	5	5
33	Uttar Pradesh	47	16
34	Uttarakhand	2	2
35	West Bengal	41	22
Total		1041	755

Source: Data collected by DGFASLI through correspondence with Chief Inspector of Factories (CIF) of States/UTs.

Note: (i) *: There are no registered factories in this state/UT.
(ii) #: Data not available/not reported by the CIF/NIL.

Table 8.2- Medical Inspectors of Factories (2016)

Sl.	State/UT	2016	
		Sanctioned	Working
1	Andaman and Nicobar Islands	#	#
2	Andhra Pradesh	2	#
3	Arunachal Pradesh	*	*
4	Assam	1	#
5	Bihar	2	1
6	Chandigarh	#	#
7	Chhattisgarh	2	2
8	Daman and Diu & Dadra and Nagar Haveli	#	#
9	Delhi	1	1
10	Goa	1	1
11	Gujarat	5	1
12	Haryana	5	3
13	Himachal Pradesh	#	#
14	Jammu and Kashmir	#	#
15	Jharkhand	#	#
16	Karnataka	1	1
17	Kerala	4	#
18	Lakshadweep	*	*
19	Madhya Pradesh	1	1
20	Maharashtra	2	#
21	Manipur	#	#
22	Meghalaya	#	#
23	Mizoram	#	#
24	Nagaland	#	#
25	Odisha	1	1
26	Puducherry	1	1
27	Punjab	3	2
28	Rajasthan	1	0
29	Sikkim	*	*
30	Tamil Nadu	#	#
31	Telangana	1	#
32	Tripura	#	#
33	Uttar Pradesh	#	#
34	Uttarakhand	#	#
35	West Bengal	6	2
Total		40	17

Source: Data collected by DGFASLI through correspondence with Chief Inspector of Factories (CIF) of States/UTs.

Note: (i) *: There are no registered factories in this state/UT.
(ii) #: Data not available/not reported by the CIF/NIL.

Table 8.3- Chemical Inspectors of Factories (2016)

Sl.	State/UT	2016	
		Sanctioned	Working
1	Andaman and Nicobar Islands	#	#
2	Andhra Pradesh	1	1
3	Arunachal Pradesh	*	*
4	Assam	#	#
5	Bihar	2	1
6	Chandigarh	#	#
7	Chhattisgarh	#	#
8	Daman and Diu & Dadra and Nagar Haveli	#	#
9	Delhi	1	#
10	Goa	#	#
11	Gujarat	4	1
12	Haryana	5	5
13	Himachal Pradesh	1	#
14	Jammu and Kashmir	#	#
15	Jharkhand	#	#
16	Karnataka	#	#
17	Kerala	7	7
18	Lakshadweep	*	*
19	Madhya Pradesh	#	#
20	Maharashtra	#	#
21	Manipur	#	#
22	Meghalaya	#	#
23	Mizoram	#	#
24	Nagaland	#	#
25	Odisha	#	#
26	Puducherry	1	1
27	Punjab	#	#
28	Rajasthan	1	0
29	Sikkim	*	*
30	Tamil Nadu	#	#
31	Telangana	#	#
32	Tripura	#	#
33	Uttar Pradesh	#	#
34	Uttarakhand	#	#
35	West Bengal	8	6
Total		31	22

Source: Data collected by DGFASLI through correspondence with Chief Inspector of Factories (CIF) of States/UTs.

Note: (i) *: There are no registered factories in this state/UT.
(ii) #: Data not available/not reported by the CIF/NIL.

Table 8.4- Hygiene Inspectors of Factories (2016)

Sl.	State/UT	2016	
		Sanctioned	Working
1	Andaman and Nicobar Islands	#	#
2	Andhra Pradesh	#	#
3	Arunachal Pradesh	*	*
4	Assam	#	#
5	Bihar	#	#
6	Chandigarh	#	#
7	Chhattisgarh	#	#
8	Daman and Diu & Dadra and Nagar Haveli	#	#
9	Delhi	#	#
10	Goa	#	#
11	Gujarat	4	0
12	Haryana	#	#
13	Himachal Pradesh	#	#
14	Jammu and Kashmir	#	#
15	Jharkhand	#	#
16	Karnataka	1	1
17	Kerala	1	#
18	Lakshadweep	*	*
19	Madhya Pradesh	#	#
20	Maharashtra	#	#
21	Manipur	#	#
22	Meghalaya	#	#
23	Mizoram	#	#
24	Nagaland	#	#
25	Odisha	#	#
26	Puducherry	#	#
27	Punjab	#	#
28	Rajasthan	0	0
29	Sikkim	*	*
30	Tamil Nadu	#	#
31	Telangana	#	#
32	Tripura	#	#
33	Uttar Pradesh	#	#
34	Uttarakhand	#	#
35	West Bengal	#	#
Total		6	1

Source: Data collected by DGFASLI through correspondence with Chief Inspector of Factories (CIF) of States/UTs.

Note: (i) *: There are no registered factories in this state/UT.
(ii) #: Data not available/not reported by the CIF/NIL.

Table 8.5- Other Inspectors of Factories (2016)

Sl.	State/UT	2016	
		Sanctioned	Working
1	Andaman and Nicobar Islands	#	#
2	Andhra Pradesh	#	#
3	Arunachal Pradesh	*	*
4	Assam	#	#
5	Bihar	#	#
6	Chandigarh	#	#
7	Chhattisgarh	#	#
8	Daman and Diu & Dadra and Nagar Haveli	#	#
9	Delhi	#	#
10	Goa	#	#
11	Gujarat	2	0
12	Haryana	3	2
13	Himachal Pradesh	#	#
14	Jammu and Kashmir	#	#
15	Jharkhand	#	#
16	Karnataka	#	#
17	Kerala	1	#
18	Lakshadweep	*	*
19	Madhya Pradesh	#	#
20	Maharashtra	#	#
21	Manipur	#	#
22	Meghalaya	#	#
23	Mizoram	#	#
24	Nagaland	#	#
25	Odisha	#	#
26	Puducherry	1	1
27	Punjab	#	#
28	Rajasthan	0	0
29	Sikkim	*	*
30	Tamil Nadu	#	#
31	Telangana	#	#
32	Tripura	#	#
33	Uttar Pradesh	#	#
34	Uttarakhand	#	#
35	West Bengal	#	#
Total		7	3

Source: Data collected by DGFASLI through correspondence with Chief Inspector of Factories (CIF) of States/UTs.

Note: (i) *: There are no registered factories in this state/UT.

(ii) #: Data not available/not reported by the CIF/NIL.

Table 8.6- Certifying Surgeons (employed) in Factories (2016)

Sl.	State/UT	2016	
		Sanctioned	Working
1	Andaman and Nicobar Islands	#	#
2	Andhra Pradesh	#	#
3	Arunachal Pradesh	*	*
4	Assam	3	2
5	Bihar	#	#
6	Chandigarh	#	#
7	Chhattisgarh	#	#
8	Daman and Diu & Dadra and Nagar Haveli	#	#
9	Delhi	1	1
10	Goa	#	#
11	Gujarat	21	9
12	Haryana	#	#
13	Himachal Pradesh	#	#
14	Jammu and Kashmir	#	#
15	Jharkhand	#	#
16	Karnataka	#	#
17	Kerala	#	#
18	Lakshadweep	*	*
19	Madhya Pradesh	#	#
20	Maharashtra	1	#
21	Manipur	#	#
22	Meghalaya	#	#
23	Mizoram	#	#
24	Nagaland	#	#
25	Odisha	#	#
26	Puducherry	1	1
27	Punjab	3	3
28	Rajasthan	#	#
29	Sikkim	*	*
30	Tamil Nadu	9	8
31	Telangana	#	#
32	Tripura	#	#
33	Uttar Pradesh	#	#
34	Uttarakhand	#	#
35	West Bengal	6	2
Total		45	26

Source: Data collected by DGFASLI through correspondence with Chief Inspector of Factories (CIF) of States/UTs.

Note: (i) *: There are no registered factories in this state/UT.
(ii) #: Data not available/not reported by the CIF/NIL.

Table 8.7- Certifying Surgeons (notified) in Factories (2016)

Sl.	State/UT	2016	
		Sanctioned	Working
1	Andaman and Nicobar Islands	4	4
2	Andhra Pradesh	#	#
3	Arunachal Pradesh	*	*
4	Assam	#	#
5	Bihar	#	#
6	Chandigarh	#	#
7	Chhattisgarh	#	#
8	Daman and Diu & Dadra and Nagar Haveli	#	1
9	Delhi	1	1
10	Goa	#	#
11	Gujarat	#	#
12	Haryana	#	#
13	Himachal Pradesh	#	12
14	Jammu and Kashmir	#	#
15	Jharkhand	#	#
16	Karnataka	#	#
17	Kerala	#	#
18	Lakshadweep	*	*
19	Madhya Pradesh	#	#
20	Maharashtra	#	#
21	Manipur	#	#
22	Meghalaya	#	#
23	Mizoram	#	#
24	Nagaland	#	#
25	Odisha	#	#
26	Puducherry	#	#
27	Punjab	3	3
28	Rajasthan	#	#
29	Sikkim	*	*
30	Tamil Nadu	9	8
31	Telangana	#	#
32	Tripura	20	20
33	Uttar Pradesh	#	#
34	Uttarakhand	#	#
35	West Bengal	#	#
Total		37	49

Source: Data collected by DGFASLI through correspondence with Chief Inspector of Factories (CIF) of States/UTs.

Note: (i) *: There are no registered factories in this state/UT.

(ii) #: Data not available/not reported by the CIF/NIL.

Table 8.8- State-wise Status of Registered Factories (2016)

Sl.	State/UT	2016
1	Andaman and Nicobar Islands	47
2	Andhra Pradesh	27370
3	Arunachal Pradesh	*
4	Assam	6159
5	Bihar	10770
6	Chandigarh	837
7	Chhattisgarh	4217
8	Daman and Diu & Dadra and Nagar Haveli	6316
9	Delhi	12721
10	Goa	812
11	Gujarat	40428
12	Haryana	14810
13	Himachal Pradesh	4932
14	Jammu and Kashmir	1700
15	Jharkhand	6287
16	Karnataka	16199
17	Kerala	22800
18	Lakshadweep	*
19	Madhya Pradesh	8798
20	Maharashtra	36774
21	Manipur	1086
22	Meghalaya	166
23	Mizoram	2
24	Nagaland	987
25	Odisha	4012
26	Puducherry	2892
27	Punjab	19350
28	Rajasthan	10625
29	Sikkim	*
30	Tamil Nadu	41343
31	Telangana	19010
32	Tripura	1702
33	Uttar Pradesh	16322
34	Uttarakhand	3469
35	West Bengal	18006
Total		360949

Source: Data collected by DGFASLI through correspondence with Chief Inspector of Factories (CIF) of States/UTs.

Note: (i) *: There are no registered factories in this state/UT.

(ii) #: Data not available/not reported by the CIF/NIL.

Table 8.9 - State-wise Status of Working Factories (2016)

Sl.	State/UT	2016
1	Andaman and Nicobar Islands	43
2	Andhra Pradesh	19686
3	Arunachal Pradesh	*
4	Assam	5035
5	Bihar	6032
6	Chandigarh	403
7	Chhattisgarh	4028
8	Daman and Diu & Dadra and Nagar Haveli	4806
9	Delhi	8558
10	Goa	812
11	Gujarat	31040
12	Haryana	14504
13	Himachal Pradesh	4932
14	Jammu and Kashmir	1274
15	Jharkhand	5460
16	Karnataka	15750
17	Kerala	22409
18	Lakshadweep	*
19	Madhya Pradesh	8412
20	Maharashtra	35550
21	Manipur	1086
22	Meghalaya	160
23	Mizoram	2
24	Nagaland	987
25	Odisha	2299
26	Puducherry	2001
27	Punjab	19020
28	Rajasthan	10625
29	Sikkim	*
30	Tamil Nadu	29362
31	Telangana	14427
32	Tripura	1539
33	Uttar Pradesh	15989
34	Uttarakhand	3160
35	West Bengal	18006
Total		307397

Source: Data collected by DGFASLI through correspondence with Chief Inspector of Factories (CIF) of States/UTs.

Note: (i) *: There are no registered factories in this state/UT.
(ii) #: Data not available/not reported by the CIF/NIL.

Table 8.10- State-wise Status of Employment in Factories (2016)

Sl.	State/UT	2016
1	Andaman and Nicobar Islands	4738
2	Andhra Pradesh	852624
3	Arunachal Pradesh	*
4	Assam	243821
5	Bihar	157200
6	Chandigarh	4283
7	Chhattisgarh	342087
8	Daman and Diu & Dadra and Nagar Haveli	192240
9	Delhi	406008
10	Goa	86961
11	Gujarat	1665065
12	Haryana	790338
13	Himachal Pradesh	323812
14	Jammu and Kashmir	69336
15	Jharkhand	299011
16	Karnataka	1681160
17	Kerala	617726
18	Lakshadweep	*
19	Madhya Pradesh	363634
20	Maharashtra	2341390
21	Manipur	13649
22	Meghalaya	10019
23	Mizoram	98
24	Nagaland	12261
25	Odisha	342440
26	Puducherry	85642
27	Punjab	664766
28	Rajasthan	484159
29	Sikkim	*
30	Tamil Nadu	1766889
31	Telangana	744018
32	Tripura	54147
33	Uttar Pradesh	1212062
34	Uttarakhand	396759
35	West Bengal	1148511
Total		17376854

Source: Data collected by DGFASLI through correspondence with Chief Inspector of Factories (CIF) of States/UTs.

Note: (i) *: There are no registered factories in this state/UT.

(ii) #: Data not available/not reported by the CIF/NIL.

Table 8.11- State-wise Status of Women Employment in Factories (2016)

Sl.	State/UT	2016
1	Andaman and Nicobar Islands	243
2	Andhra Pradesh	219330
3	Arunachal Pradesh	*
4	Assam	6647
5	Bihar	37
6	Chandigarh	326
7	Chhattisgarh	10265
8	Daman and Diu & Dadra and Nagar Haveli	63439
9	Delhi	27735
10	Goa	10199
11	Gujarat	89725
12	Haryana	86993
13	Himachal Pradesh	12550
14	Jammu and Kashmir	2286
15	Jharkhand	10382
16	Karnataka	613170
17	Kerala	312698
18	Lakshadweep	*
19	Madhya Pradesh	25540
20	Maharashtra	174413
21	Manipur	6099
22	Meghalaya	785
23	Mizoram	6
24	Nagaland	2147
25	Odisha	6317
26	Puducherry	6586
27	Punjab	3600
28	Rajasthan	821
29	Sikkim	*
30	Tamil Nadu	650876
31	Telangana	70156
32	Tripura	9844
33	Uttar Pradesh	61923
34	Uttarakhand	30560
35	West Bengal	19282
Total		2534980

Source: Data collected by DGFASLI through correspondence with Chief Inspector of Factories (CIF) of States/UTs.

Note: (i) *: There are no registered factories in this state/UT.
(ii) #: Data not available/not reported by the CIF/NIL.

Table 8.12- State-wise Hazardous Process Factories under Sec. 2(cb)

Sl.	State/UT	2016
1	Andaman and Nicobar Islands	2
2	Andhra Pradesh	1074
3	Arunachal Pradesh	*
4	Assam	24
5	Bihar	72
6	Chandigarh	#
7	Chhattisgarh	714
8	Daman and Diu & Dadra and Nagar Haveli	18
9	Delhi	388
10	Goa	14
11	Gujarat	11340
12	Haryana	1353
13	Himachal Pradesh	363
14	Jammu and Kashmir	28
15	Jharkhand	812
16	Karnataka	1291
17	Kerala	1902
18	Lakshadweep	*
19	Madhya Pradesh	1410
20	Maharashtra	5042
21	Manipur	7
22	Meghalaya	93
23	Mizoram	#
24	Nagaland	2
25	Odisha	580
26	Puducherry	242
27	Punjab	493
28	Rajasthan	878
29	Sikkim	*
30	Tamil Nadu	1109
31	Telangana	2207
32	Tripura	31
33	Uttar Pradesh	3412
34	Uttarakhand	746
35	West Bengal	4749
Total		40396

Source: Data collected by DGFASLI through correspondence with Chief Inspector of Factories (CIF) of States/UTs.

Note: (i) *: There are no registered factories in this state/UT.

(ii) #: Data not available/not reported by the CIF/NIL.

Table 8.13- State-wise Status of Workers in Hazardous Factories (2016)

Sl.	State/UT	2016
1	Andaman and Nicobar Islands	186
2	Andhra Pradesh	87697
3	Arunachal Pradesh	*
4	Assam	7496
5	Bihar	24983
6	Chandigarh	#
7	Chhattisgarh	210612
8	Daman and Diu & Dadra and Nagar Haveli	600
9	Delhi	17163
10	Goa	6316
11	Gujarat	514015
12	Haryana	33693
13	Himachal Pradesh	111919
14	Jammu and Kashmir	3464
15	Jharkhand	109633
16	Karnataka	276531
17	Kerala	27493
18	Lakshadweep	*
19	Madhya Pradesh	92893
20	Maharashtra	415627
21	Manipur	820
22	Meghalaya	6872
23	Mizoram	#
24	Nagaland	73
25	Odisha	178247
26	Puducherry	10158
27	Punjab	27269
28	Rajasthan	108548
29	Sikkim	*
30	Tamil Nadu	112835
31	Telangana	199953
32	Tripura	1513
33	Uttar Pradesh	352531
34	Uttarakhand	165250
35	West Bengal	265186
Total		3369576

Source: Data collected by DGFASLI through correspondence with Chief Inspector of Factories (CIF) of States/UTs.

Note: (i) *: There are no registered factories in this state/UT.
(ii) #: Data not available/not reported by the CIF/NIL.

Table 8.14- No. of Factories Inspected (2016)

Sl.	State/UT	All Factories	Hazardous Factories
1	Andaman and Nicobar Islands	15	2
2	Andhra Pradesh	4348	404
3	Arunachal Pradesh	*	*
4	Assam	1059	24
5	Bihar	#	#
6	Chandigarh	7	6
7	Chhattisgarh	1661	605
8	Daman and Diu & Dadra and Nagar Haveli	141	11
9	Delhi	1001	110
10	Goa	105	26
11	Gujarat	7483	2312
12	Haryana	1630	178
13	Himachal Pradesh	1211	363
14	Jammu and Kashmir	1382	19
15	Jharkhand	1920	368
16	Karnataka	8140	1196
17	Kerala	12936	1386
18	Lakshadweep	*	*
19	Madhya Pradesh	1812	1350
20	Maharashtra	6311	2223
21	Manipur	279	7
22	Meghalaya	42	17
23	Mizoram	1	#
24	Nagaland	883	2
25	Odisha	1113	580
26	Puducherry	942	172
27	Punjab	2051	428
28	Rajasthan	5730	0
29	Sikkim	*	*
30	Tamil Nadu	30668	1739
31	Telangana	3229	1532
32	Tripura	1109	31
33	Uttar Pradesh	1416	102
34	Uttarakhand	80	14
35	West Bengal	2844	1579
Total		101549	16786

Source: Data collected by DGFASLI through correspondence with Chief Inspector of Factories (CIF) of States/UTs.

Note: (i) *: There are no registered factories in this state/UT.
(ii) #: Data not available/not reported by the CIF/NIL.

Table 8.15- Prosecution & Conviction under Section 92 & 96A (2016)

Sl.	State/UT	No. of prosecutions			No. of convictions	Penalty imposed	
		pending from previous year	launched during the year	decided during the year		Imprisonment	Total fine imposed
1	Andaman and Nicobar Islands	#	#	#	#	#	#
2	Andhra Pradesh	1991	463	616	582	0	8984000
3	Arunachal Pradesh	*	*	*	*	*	*
4	Assam	30	49	#	#	#	#
5	Bihar	163	3	#	#	#	#
6	Chandigarh	#	#	#	#	#	#
7	Chhattisgarh	1582	387	241	211	4	15421800
8	Daman and Diu & Dadra and Nagar Haveli	#	#	#	#	#	#
9	Delhi	160	90	53	53	#	698500
10	Goa	17	6	5	5	#	140000
11	Gujarat	30786	1637	1198	1166	0	10424600
12	Haryana	8617	2986	2419	1675	#	6995950
13	Himachal Pradesh	350	89	61	61	#	735700
14	Jammu and Kashmir	167	45	36	36	#	167000
15	Jharkhand	351	44	1	#	#	100000
16	Karnataka	704	122	179	162	0	3031000
17	Kerala	141	44	51	45	#	801250
18	Lakshadweep	*	*	*	*	*	*
19	Madhya Pradesh	3235	119	17	#	#	41500
20	Maharashtra	1271	584	421	421	0	8072500
21	Manipur	#	#	#	#	#	#
22	Meghalaya	#	#	#	#	#	#
23	Mizoram	#	#	#	#	#	#
24	Nagaland	#	#	#	#	#	#
25	Odisha	2289	93	11	#	#	330000
26	Puducherry	#	6	4	2	#	144000
27	Punjab	1064	52	54	12	#	686000
28	Rajasthan	924	43	21	21	#	121000
29	Sikkim	*	*	*	*	*	*
30	Tamil Nadu	11737	2669	3189	2989	18	28012100
31	Telangana	3194	398	199	199	3	3302500
32	Tripura	10	9	5	5	#	385000
33	Uttar Pradesh	2134	114	23	#	#	770000
34	Uttarakhand	123	37	4	#	#	714000
35	West Bengal	408	25	24	23	#	1163000
Total		71448	10114	8832	7668	25	91241400

Source: Data collected by DGFASLI through correspondence with Chief Inspector of Factories (CIF) of States/UTs.

Note: (i) *: There are no registered factories in this state/UT.
(ii) #: Data not available/not reported by the CIF/NIL.

Table 8.16- State-wise Status of Safety Officers (SO) (2016)

Sl.	State/UT	2016			
		No. of factories		No. of Safety officers	
		Requiring Safety officers	Having Safety officers	Reqd. in factories	Working in factories
1	Andaman and Nicobar Islands	#	#	#	#
2	Andhra Pradesh	74	63	82	73
3	Arunachal Pradesh	*	*	*	*
4	Assam	8	8	132	132
5	Bihar	33	33	51	50
6	Chandigarh	3	3	3	3
7	Chhattisgarh	146	142	231	232
8	Daman and Diu & Dadra and Nagar Haveli	26	29	37	37
9	Delhi	9	5	9	5
10	Goa	58	58	90	62
11	Gujarat	645	684	896	994
12	Haryana	129	126	149	140
13	Himachal Pradesh	17	17	17	17
14	Jammu and Kashmir	15	15	15	15
15	Jharkhand	79	74	179	162
16	Karnataka	249	252	315	292
17	Kerala	46	44	45	45
18	Lakshadweep	*	*	*	*
19	Madhya Pradesh	112	108	131	127
20	Maharashtra	270	367	306	518
21	Manipur	4	4	4	4
22	Meghalaya	#	#	#	#
23	Mizoram	#	#	#	#
24	Nagaland	#	#	#	#
25	Odisha	106	101	305	308
26	Puducherry	9	8	9	8
27	Punjab	43	38	43	38
28	Rajasthan	49	49	48	47
29	Sikkim	*	*	*	*
30	Tamil Nadu	294	275	302	290
31	Telangana	70	#	70	69
32	Tripura	0	7	0	7
33	Uttar Pradesh	216	138	246	211
34	Uttarakhand	140	125	140	125
35	West Bengal	254	127	209	127
Total		3104	2900	4064	4138

Source: Data collected by DGFASLI through correspondence with Chief Inspector of Factories (CIF) of States/UTs.

Note: (i) *: There are no registered factories in this state/UT.
(ii) #: Data not available/not reported by the CIF/NIL.

Table 8.17- State-wise Status of Declaration of Safety Policy (2016)

Sl.	State/UT	2016	
		No. of factories	
		Requiring Safety policy	Having Safety policy
1	Andaman and Nicobar Islands	#	#
2	Andhra Pradesh	#	#
3	Arunachal Pradesh	*	*
4	Assam	135	135
5	Bihar	2	2
6	Chandigarh	#	#
7	Chhattisgarh	564	499
8	Daman and Diu & Dadra and Nagar Haveli	60	78
9	Delhi	1179	1136
10	Goa	234	205
11	Gujarat	6601	6636
12	Haryana	1919	1631
13	Himachal Pradesh	363	363
14	Jammu and Kashmir	51	37
15	Jharkhand	360	337
16	Karnataka	1371	1233
17	Kerala	619	614
18	Lakshadweep	*	*
19	Madhya Pradesh	1868	1771
20	Maharashtra	2616	1528
21	Manipur	6	6
22	Meghalaya	160	160
23	Mizoram	#	#
24	Nagaland	#	#
25	Odisha	547	375
26	Puducherry	30	28
27	Punjab	531	417
28	Rajasthan	365	344
29	Sikkim	*	*
30	Tamil Nadu	1034	1000
31	Telangana	#	#
32	Tripura	#	#
33	Uttar Pradesh	5919	4483
34	Uttarakhand	675	635
35	West Bengal	903	81
Total		28112	23734

Source: Data collected by DGFASLI through correspondence with Chief Inspector of Factories (CIF) of States/UTs.

Note: (i) *: There are no registered factories in this state/UT.
(ii) #: Data not available/not reported by the CIF/NIL.

Table 8.18 State-wise Constitution of Safety Committee (2016)

Sl.	State/UT	2016	
		No. of factories	
		Requiring Safety Committee	Having Safety Committee
1	Andaman and Nicobar Islands	#	#
2	Andhra Pradesh	861	564
3	Arunachal Pradesh	*	*
4	Assam	135	135
5	Bihar	1	1
6	Chandigarh	#	#
7	Chhattisgarh	425	368
8	Daman and Diu & Dadra and Nagar Haveli	65	85
9	Delhi	118	117
10	Goa	212	185
11	Gujarat	5255	5296
12	Haryana	967	1183
13	Himachal Pradesh	363	363
14	Jammu and Kashmir	9	9
15	Jharkhand	191	174
16	Karnataka	1351	1108
17	Kerala	321	314
18	Lakshadweep	*	*
19	Madhya Pradesh	1482	1398
20	Maharashtra	2535	1391
21	Manipur	6	6
22	Meghalaya	75	20
23	Mizoram	#	#
24	Nagaland	#	#
25	Odisha	218	134
26	Puducherry	32	32
27	Punjab	362	326
28	Rajasthan	152	139
29	Sikkim	*	*
30	Tamil Nadu	1694	1564
31	Telangana	506	434
32	Tripura	5	0
33	Uttar Pradesh	4817	3823
34	Uttarakhand	675	635
35	West Bengal	903	81
Total		23736	19885

Source: Data collected by DGFASLI through correspondence with Chief Inspector of Factories (CIF) of States/UTs.

Note: (i) *: There are no registered factories in this state/UT.
(ii) #: Data not available/not reported by the CIF/NIL.

Table 8.19- State-wise Onsite Emergency Plan (in respect of MAH Units) (2016)

Sl.	State/UT	2016	
		No. of factories	
		Required to draw Emergency plan	Having drawn Emergency plan
1	Andaman and Nicobar Islands	2	2
2	Andhra Pradesh	78	78
3	Arunachal Pradesh	*	*
4	Assam	24	24
5	Bihar	19	15
6	Chandigarh	#	#
7	Chhattisgarh	18	18
8	Daman and Diu & Dadra and Nagar Haveli	#	26
9	Delhi	16	16
10	Goa	14	14
11	Gujarat	450	446
12	Haryana	60	54
13	Himachal Pradesh	8	8
14	Jammu and Kashmir	14	14
15	Jharkhand	18	18
16	Karnataka	73	73
17	Kerala	46	56
18	Lakshadweep	*	*
19	Madhya Pradesh	81	81
20	Maharashtra	329	283
21	Manipur	6	6
22	Meghalaya	#	#
23	Mizoram	#	#
24	Nagaland	#	#
25	Odisha	32	32
26	Puducherry	3	3
27	Punjab	81	81
28	Rajasthan	31	30
29	Sikkim	*	*
30	Tamil Nadu	171	155
31	Telangana	#	#
32	Tripura	12	9
33	Uttar Pradesh	115	114
34	Uttarakhand	40	40
35	West Bengal	85	85
Total		1826	1781

Source: Data collected by DGFASLI through correspondence with Chief Inspector of Factories (CIF) of States/UTs.

Note: (i) *: There are no registered factories in this state/UT.

(ii) #: Data not available/not reported by the CIF/NIL.

Table 8.20- State-wise Medical Facilities in Factories (2016)

Sl.	State/UT	2016			
		No. of medical officers			
		Full time basis		Retainership/ part time basis	
		Required	In position	Required	In position
1	Andaman and Nicobar Islands	1	#	#	#
2	Andhra Pradesh	249	201	#	#
3	Arunachal Pradesh	*	*	*	*
4	Assam	#	#	#	#
5	Bihar	16	16	16	16
6	Chandigarh	#	#	#	#
7	Chhattisgarh	152	137	295	196
8	Daman and Diu & Dadra and Nagar Haveli	3	3	#	85
9	Delhi	26	18	442	281
10	Goa	46	30	79	70
11	Gujarat	356	342	2298	2209
12	Haryana	89	73	114	118
13	Himachal Pradesh	325	325	2351	2351
14	Jammu and Kashmir	4	4	4	4
15	Jharkhand	90	92	95	92
16	Karnataka	459	356	231	179
17	Kerala	27	23	45	51
18	Lakshadweep	*	*	*	*
19	Madhya Pradesh	146	141	308	298
20	Maharashtra	658	476	1549	933
21	Manipur	1	6	#	#
22	Meghalaya	11	4	138	27
23	Mizoram	#	#	#	#
24	Nagaland	#	#	#	#
25	Odisha	136	120	71	73
26	Puducherry	15	15	32	30
27	Punjab	#	#	#	#
28	Rajasthan	49	16	25	22
29	Sikkim	*	*	*	*
30	Tamil Nadu	218	181	324	267
31	Telangana	166	165	#	#
32	Tripura	5	3	1	1
33	Uttar Pradesh	833	394	2241	1663
34	Uttarakhand	250	55	200	105
35	West Bengal	301	72	15	15
Total		4632	3268	10874	9086

Source: Data collected by DGFASLI through correspondence with Chief Inspector of Factories (CIF) of States/UTs.

Note: (i) *: There are no registered factories in this state/UT.
(ii) #: Data not available/not reported by the CIF/NIL.

Table 8.21- State-wise Ambulance Van and Ambulance Room (2016)

Sl.	State/UT	2016			
		No. of factories			
		Requiring Ambulance Vans	Having Ambulance Vans	Requiring Ambulance Rooms	Having Ambulance Rooms
1	Andaman and Nicobar Islands	2	2	2	2
2	Andhra Pradesh	#	#	143	130
3	Arunachal Pradesh	*	*	*	*
4	Assam	40	40	40	99
5	Bihar	16	16	16	16
6	Chandigarh	#	#	#	#
7	Chhattisgarh	138	125	112	118
8	Daman and Diu & Dadra and Nagar Haveli	#	32	#	34
9	Delhi	312	156	32	24
10	Goa	79	70	46	30
11	Gujarat	317	326	404	411
12	Haryana	133	121	131	120
13	Himachal Pradesh	198	198	198	198
14	Jammu and Kashmir	4	4	4	4
15	Jharkhand	62	67	79	79
16	Karnataka	454	389	469	460
17	Kerala	22	22	44	41
18	Lakshadweep	*	*	*	*
19	Madhya Pradesh	126	121	149	145
20	Maharashtra	514	455	494	494
21	Manipur	2	1	2	2
22	Meghalaya	16	2	1	1
23	Mizoram	#	#	#	#
24	Nagaland	#	#	#	#
25	Odisha	208	157	114	102
26	Puducherry	9	9	9	9
27	Punjab	#	#	113	95
28	Rajasthan	74	64	82	78
29	Sikkim	*	*	*	*
30	Tamil Nadu	338	320	363	322
31	Telangana	#	#	242	236
32	Tripura	5	3	5	3
33	Uttar Pradesh	817	447	473	227
34	Uttarakhand	200	65	250	200
35	West Bengal	310	49	303	67
Total		4396	3261	4320	3747

Source: Data collected by DGFASLI through correspondence with Chief Inspector of Factories (CIF) of States/UTs.

Note: (i) *: There are no registered factories in this state/UT.
(ii) #: Data not available/not reported by the CIF/NIL.

Table 8.22- State-wise Canteens, Shelters, Rest Rooms and Crèches (2016)

Sl.	State/UT	2016					
		Canteen		Shelter, Rest Room, Lunch Room		Crèches	
		Requiring	Having	Requiring	Having	Requiring	Having
1	Andaman and Nicobar Islands	3	3	8	8	#	#
2	Andhra Pradesh	320	306	460	441	366	325
3	Arunachal Pradesh	*	*	*	*	*	*
4	Assam	53	102	75	153	28	78
5	Bihar	32	32	60	60	0	0
6	Chandigarh	4	4	4	4	#	#
7	Chhattisgarh	155	157	215	216	36	15
8	Daman and Diu & Dadra and Nagar Haveli	96	103	149	163	127	127
9	Delhi	85	82	301	298	37	37
10	Goa	153	102	212	263	75	35
11	Gujarat	1071	1025	1522	1601	351	337
12	Haryana	561	512	932	802	142	119
13	Himachal Pradesh	342	342	93	93	80	80
14	Jammu and Kashmir	35	35	65	65	2	2
15	Jharkhand	129	105	276	279	24	21
16	Karnataka	971	917	1746	1233	1237	1237
17	Kerala	481	472	1201	1201	798	802
18	Lakshadweep	*	*	*	*	*	*
19	Madhya Pradesh	252	243	551	545	78	68
20	Maharashtra	1159	1157	2328	2187	481	402
21	Manipur	6	6	10	10	21	21
22	Meghalaya	26	26	27	27	7	2
23	Mizoram	2	1	2	1	2	1
24	Nagaland	1	1	#	#	#	#
25	Odisha	185	163	329	323	63	56
26	Puducherry	30	27	49	40	7	5
27	Punjab	245	225	315	297	58	54
28	Rajasthan	199	198	293	293	32	32
29	Sikkim	*	*	*	*	*	*
30	Tamil Nadu	1543	1505	2379	2566	3012	3001
31	Telangana	205	189	223	190	125	125
32	Tripura	11	4	30	17	1	3
33	Uttar Pradesh	774	632	1869	1071	209	191
34	Uttarakhand	450	355	250	155	65	45
35	West Bengal	188	149	557	243	34	3
Total		9767	9180	16531	14845	7498	7224

Source: Data collected by DGFASLI through correspondence with Chief Inspector of Factories (CIF) of States/UTs.

Note: (i) *: There are no registered factories in this state/UT.
(ii) #: Data not available/not reported by the CIF/NIL.

Table 8.23- State-wise Welfare Officers (2016)

Sl.	State/UT	2016			
		No. of factories		No. of welfare officers	
		Requiring welfare officers	Having welfare officers	Required in factories	Working in factories
1	Andaman and Nicobar Islands	2	2	2	2
2	Andhra Pradesh	127	103	145	120
3	Arunachal Pradesh	*	*	*	*
4	Assam	34	176	34	176
5	Bihar	10	10	10	10
6	Chandigarh	3	3	3	3
7	Chhattisgarh	120	110	122	115
8	Daman and Diu & Dadra and Nagar Haveli	48	48	79	79
9	Delhi	29	29	30	29
10	Goa	27	22	27	22
11	Gujarat	571	580	618	631
12	Haryana	146	137	194	169
13	Himachal Pradesh	87	87	87	87
14	Jammu and Kashmir	6	6	6	6
15	Jharkhand	71	80	106	72
16	Karnataka	459	439	518	521
17	Kerala	59	66	54	63
18	Lakshadweep	*	*	*	*
19	Madhya Pradesh	152	144	166	163
20	Maharashtra	508	563	511	535
21	Manipur	1	1	1	1
22	Meghalaya	1	1	1	1
23	Mizoram	#	#	#	#
24	Nagaland	#	#	#	#
25	Odisha	99	101	125	121
26	Puducherry	10	7	10	7
27	Punjab	105	88	105	88
28	Rajasthan	91	91	90	90
29	Sikkim	*	*	*	*
30	Tamil Nadu	430	364	460	391
31	Telangana	#	#	117	96
32	Tripura	1	1	1	1
33	Uttar Pradesh	273	222	294	239
34	Uttarakhand	155	120	155	120
35	West Bengal	161	124	167	126
Total		3786	3725	4238	4084

Source: Data collected by DGFASLI through correspondence with Chief Inspector of Factories (CIF) of States/UTs.

Note: (i) *: There are no registered factories in this state/UT.

(ii) #: Data not available/not reported by the CIF/NIL.

Table 8.24- Fatal and Non-Fatal Injuries in Factories (2016)

Sl.	State/UT	2016		
		Dangerous occurrences	Fatal injuries	Non fatal injuries
1	Andaman and Nicobar Islands	70	#	70
2	Andhra Pradesh	27	68	247
3	Arunachal Pradesh	*	*	*
4	Assam	#	12	41
5	Bihar	4	11	184
6	Chandigarh	#	1	#
7	Chhattisgarh	25	81	56
8	Daman and Diu & Dadra and Nagar Haveli	#	15	39
9	Delhi	33	10	26
10	Goa	4	3	56
11	Gujarat	268	272	1169
12	Haryana	41	67	40
13	Himachal Pradesh	40	9	31
14	Jammu and Kashmir	1	1	2
15	Jharkhand	#	21	69
16	Karnataka	0	54	464
17	Kerala	22	18	158
18	Lakshadweep	*	*	*
19	Madhya Pradesh	3	30	358
20	Maharashtra	80	150	1352
21	Manipur	#	#	#
22	Meghalaya	3	2	1
23	Mizoram	#	#	#
24	Nagaland	#	#	#
25	Odisha	8	46	169
26	Puducherry	#	2	20
27	Punjab	#	23	115
28	Rajasthan	#	15	133
29	Sikkim	*	*	*
30	Tamil Nadu	62	104	344
31	Telangana	7	63	56
32	Tripura	#	1	3
33	Uttar Pradesh	#	46	63
34	Uttarakhand	#	10	44
35	West Bengal	2	54	57
Total		700	1189	5367

Source: Data collected by DGFASLI through correspondence with Chief Inspector of Factories (CIF) of States/UTs.

Note: (i) *: There are no registered factories in this state/UT.
(ii) #: Data not available/not reported by the CIF/NIL.

Table 8.25- Occupational diseases (2016)

Sl.	State	Occupational Diseases	2016
1	Andaman and Nicobar Islands	-	NIL
2	Andhra Pradesh	-	NIL
3	Arunachal Pradesh	-	*
4	Assam	-	NIL
5	Bihar	-	NIL
6	Chandigarh	-	NA
7	Chhattisgarh	Silicosis	2
8	Daman & Diu and Dadra & Nagar Haveli	-	NIL
9	Delhi	-	NIL
10	Goa	-	NIL
11	Gujarat	Noise Induced Hearing Loss	3
		Silicosis	1
		Silicotuberculosis	1
12	Haryana	Silicosis	21
		Pneumoconiosis	7
13	Himachal Pradesh	-	NIL
14	Jammu & Kashmir	-	NIL
15	Jharkhand	-	NIL
16	Karnataka	-	NIL
17	Kerala	Silicosis	4
18	Lakshadweep	-	*
19	Madhya Pradesh	-	NA
20	Maharashtra	-	NIL
21	Manipur	-	NA
22	Meghalaya	-	NIL
23	Mizoram	-	NIL
24	Nagaland	-	NIL
25	Odisha	-	NIL
26	Puducherry	-	NIL
27	Punjab	-	NIL
28	Rajasthan	-	NIL
29	Sikkim	-	*
30	Tamil Nadu	-	NIL
31	Telangana	-	NIL
32	Tripura	-	NIL
33	Uttar Pradesh	-	NA
34	Uttarakhand	-	NIL
35	West Bengal	-	NA
Total			39

Source: Data collected by DGFASLI through correspondence with Chief Inspector of Factories (CIF) of States/UTs.

Note: (i) *: There are no registered factories in this state/UT.
(ii) NA: Data not available/not reported by the CIF.

9

Statistics on Occupational Safety & Health in Ports

DGFASLI is enforcing the Dock Workers (Safety, Health & Welfare) Act, 1986 and Regulations 1990 in all the major ports of the country. The Inspectorate of Dock Safety offices located in the major ports enforce the Act and Regulations. Under Regulations 91(1) & (6) it is obligatory on the part of the Employers of the Dock Workers to report the accidents/ dangerous occurrences to the Inspectorates.

Important Statistics on Occupational Safety & Health in the major Ports of the country for the year 2017 are given in the subsequent tables:

Table 9.1- Reportable Accidents & Dangerous Occurrences in major Ports during the year 2017

Sl. No.	Port	Fatal	Total	Dangerous Occurrences
1.	Mumbai	01	07	01
2.	JNPT	01	01	00
3.	Kandla	04	04	00
4.	Mormugao	05	11	02
5.	Kolkata	05	08	02
6.	Paradip	02	04	01
7.	Visakhapatnam	01	05	00
8.	Chennai	01	04	01
9.	Kochi	00	02	00
10.	New Mangalore	00	00	00
11.	Tuticorin	03	03	00
Total		23	49	07

Table 9.2: Average Daily Employment & Rates of Reportable Accidents in major Ports during the year 2017

Sl. No.	Port	Average Daily Employment	*Frequency Rate		*Incidence Rate of injuries per Thousand	
			Fatal	Total	Fatal	Total
1.	Mumbai	0856	0.48	3.33	1.17	8.18
2.	JNPT	5745	0.06	0.06	0.17	0.17
3.	Kandla	3200	0.43	0.43	1.25	1.25
4.	Mormugao	1081	1.59	3.51	4.60	10.17
5.	Kolkata	10470	0.16	0.26	0.48	0.76
6.	Paradip	0174	3.93	7.87	11.49	22.99
7.	Visakhapatnam	5285	0.07	0.33	0.19	0.95
8.	Chennai	1682	0.21	0.82	0.59	2.38
9.	Kochi	0253	0.00	2.73	0.00	7.91
10.	New Mangalore	0266	0.00	0.00	0.00	0.00
11.	Tuticorin	0362	2.86	2.86	8.29	8.29

* Formula (As per IS: 3786 of 1983)

Frequency Rate = No. of Reportable Accidents X 1,000,000/Man-hours Worked#.

Incidence Rate = No. of Reportable Accidents X 1000/ Avg. No. of Persons Employed.

Man-hours worked are calculated on the basis of 362 working days in a year

NA : Not Available

Table 9.3-Classification of Reportable Accidents in Major Ports - According to Agency for the Year-2017

Agency	Mumbai	JNPT	Kandla	Mormugao	Kolkata	Paradip	Visakhapatnam	Chennai	Kochi	New Mangalore	Tuticorin	TOTAL
I. Lifting appliances	--	--	--	01(01)	01	--	--	01	--	--	--	03(01)
II. Loose gear & Ropes	--	--	--	--	--	--	02	01	01	--	--	04(00)
III. Unitised & Break bulk cargo	04	--	--	02(02)	01	01(01)	--	--	01	--	01(01)	10(04)
IV. Bulk cargo	--	--	--	01(01)	--	01(01)	--	--	--	--	--	02(02)
V. Electrical equipment	--	--	--	--	--	--	--	--	--	--	--	00(00)
VI. Tools & Implements	--	--	--	01	--	--	--	--	--	--	--	01(00)
VII. Means of Access	--	--	--	04	--	--	--	--	--	--	--	04(00)
VIII. Means of Transportation	03(01)	01(01)	03(03)	02(01)	03(03)	02	02(01)	02(01)	--	--	02(02)	20(13)
IX. Other agencies	--	--	01(01)	--	03(02)	--	01	--	--	--	--	05(03)
TOTAL	07(01)	01(01)	04(04)	11(05)	08(05)	04(02)	05(01)	04(01)	02(0)	0(0)	03(03)	49(23)

Note: Figures in brackets represent Fatal Accidents.

Table 9.4- Classification of Reportable Accidents in Major Ports – According to Type for the Year-2017

TYPE	Mumbai	JNPT	Kandla	Mormugao	Kolkata	Paradip	Visakha- patnam	Chennai	Kochi	New Mangalore	Tuticorin	Total
I. Fall of persons	03(01)	--	--	05	04(02)	01	--	01	--	--	--	14(03)
II. Fall of objects	01	--	--	01(01)	--	01(01)	--	--	--	--	01(01)	04(03)
III. Stepping on, striking against or struck by objects excluding falling objects.	03	--	03(03)	02(02)	04(03)	02(01)	02	03(01)	02	--	02(02)	23(12)
IV. Caught in or between	--	01(01)	--	01(01)	--	--	--	--	--	--	--	02(02)
V. Over exertion or wrong movement	--	--	--	01	--	--	--	--	--	--	--	01(00)
VI. Exposure to or contact with extreme temperature	--	--	01(01)	--	--	--	--	--	--	--	--	01(01)
VII. Exposure to or contact with electric current	--	--	--	--	--	--	--	--	--	--	--	00(00)
VIII. Exposure to or contact with dangerous goods	--	--	--	01(01)	--	--	--	--	--	--	--	01(01)
IX. Explosion	--	--	--	--	--	--	--	--	--	--	--	00(00)
X. Others	--	--	--	--	--	--	03(01)	--	--	--	--	03(01)
TOTAL	07(01)	01(01)	04(04)	11(05)	08(05)	04(02)	05(01)	04(01)	02(00)	00(00)	03(03)	49(23)

Note: Figures in brackets represent Fatal Accidents.

Table 9.5- Details of Inspections and other visits in Major Ports during the Year 2017

Sl.	Port	Ship	Docks	Gear	Isolated Storage/ Pipelines	Other Visits
1.	Mumbai	170	049	172	01	084
2.	JNPT	054	035	041	00	087
3.	Kandla	117	060	085	01	059
4.	Mormugao	088	057	105	02	030
5.	Kolkata	303	091	269	03	204
6.	Paradip	155	054	149	12	055
7.	Visakhapatnam	222	024	241	01	218
8.	Chennai	100	155	042	02	075
9.	Kochi	072	098	207	00	034
10.	N. Mangalore	104	113	107	00	066
11.	Tuticorin	250	115	258	02	040
Total		1635	851	1676	24	952

Table 9.6- Details of Prosecution in Major Ports during the Year 2017

Sl.	Port	Pending From Previous Year	Launched during the year	Decided during the year	Convicted
1.	Mumbai	04	02	01	00
2.	JNPT	00	01	00	00
3.	Kandla	08	05	05	03
4.	Mormugao	00	01	00	00
5.	Kolkata	03	03	00	00
6.	Paradip	03	02	00	00
7.	Visakhapatnam	05	00	00	00
8.	Chennai	05	01	01	01
9.	Kochi	01	00	00	00
10.	N. Mangalore	00	00	00	00
11.	Tuticorin	00	03	00	00
Total		29	18	07	04

Table 9.7- Investigation into Reportable Fatal Accidents/Dangerous Occurrences in 2017

Sl.	Port	Pending from Previous Year	Initiated during the year	Concluded during the year
1.	Mumbai	01	01	02
2.	JNPT	01	01	01
3.	Kandla	05	04	06
4.	Mormugao	00	05	02
5.	Kolkata	02	07	06
6.	Paradip	00	03	02
7.	Visakhapatnam	00	01	00
8.	Chennai	00	03	03
9.	Kochi	00	00	00
10.	New Mangalore	00	00	00
11.	Tuticorin	02	03	02
Total		11	28	24

Table 9.8- Dock Safety Committee Meetings conducted/Safety Weeks celebrated in 2017

Sl.	Port	Committee Meeting	Safety Weeks
1.	Mumbai	04	01
2.	JNPT	04	00
3.	Kandla	03	00
4.	Mormugao	03	02
5.	Kolkata	07	02
6.	Paradip	02	01
7.	Visakhapatnam	04	01
8.	Chennai	04	00
9.	Kochi	04	01
10.	N. Mangalore	04	01
11.	Tuticorin	04	02
Total		43	11

Table 9.9- Total Number of Ships Called in the Major Ports during 2016 and 2017

Sl.	Port	Total Nos. of Ships Called			
		Oil Tankers		Others	
		2016	2017	2016	2017
1.	Mumbai	561	576	1011	0960
2.	JNPT	620	620	3388	3497
3.	Kandla	1080	1108	1001	0873
4.	Mormugao	130	155	1229	0721
5.	Kolkata	1180	1318	2201	2321
6.	Paradip	359	450	1191	1310
7.	Visakhapatnam	693	687	1279	1245
8.	Chennai	249	269	1386	1337
9.	Kochi	383	388	1311	1181
10.	New Mangalore	786	820	0648	0622
11.	Tuticorin	204	197	1458	1285
Total		6245	6588	16103	15352

Table 9.10- Cargo Handled in Major Ports during 2016 and 2017

Sl.	Port	Cargo Handled					
		Container in TEU's		POL (Tons)		Others (Tons)	
		2016	2017	2016	2017	2016	2017
1.	Mumbai	42859	42918	37231419	36203508	25145472	26708537
2.	JNPT	4517587	4710712	20831852	22395394	800562	831361
3.	Kandla	6502	78548	13101000	71587000	36027000	39797000
4.	Mormugao	29417	31531	1034845	1192291	38499093	28355123
5.	Kolkata	662891	905320	7742	8746	42547	45484
6.	Paradip	2138	5668	5576945	33907272	60596026	64523010
7.	Visakhapatnam	332890	335726	16316961	15891700	41638341	44680828
8.	Chennai	1518441	1541004	12839050	12738346	37797199	38918849
9.	Kochi	480145	532385	14717779	18258823	2455164	2507698
10.	N. Mangalore	88683	109584	25490000	24980000	13900000	16980000
11.	Tuticorin	642103	697631	267471	639024	37795120	35944081
Total		8323656	8991027	147415064	237802104	294696524	299291971

Table 9.11- Safety Facilities in Major Ports during the year 2017

Sl.	Port	Safety Facilities		
		No. of Safety Officers	No. of Visits to Safety Exhibition Centers	No. of Competent persons
1.	Mumbai	03	00	31
2.	JNPT	17	00	04
3.	Kandla	01	00	06
4.	Mormugao	04	01	03
5.	Kolkata	06	00	13
6.	Paradip	01	00	05
7.	Visakhapatnam	01	00	10
8.	Chennai	03	00	07
9.	Kochi	03	00	01
10.	New Mangalore	01	03	04
11.	Tuticorin	02	00	08
Total		42	04	92

Table 9.12- Health Facilities in Major Ports during the year 2017

Sl.	Port	Health Facilities			
		OSH Centers	Ambulance Rooms	First Aid Centers	Empanelled Doctors
1.	Mumbai	01	02	124	05
2.	JNPT	04	04	40	02
3.	Kandla	00	02	01	00
4.	Mormugao	02	02	03	02
5.	Kolkata	02	04	00	01
6.	Paradip	01	02	03	00
7.	Visakhapatnam	01	01	05	02
8.	Chennai	01	02	02	00
9.	Kochi	01	02	04	01
10.	New Mangalore	01	03	01	00
11.	Tuticorin	01	03	03	00
Total		15	27	186	13

Table 9.13 Welfare Facilities in Major Ports during the year 2017

Sl.	Port	Welfare Facilities				
		No. of Welfare Officers	Canteens	Drinking Water	Washing	Urinals
1.	Mumbai	04	11	10	112	514
2.	JNPT	08	08	65	171	287
3.	Kandla	01	02	09	09	009
4.	Mormugao	03	10	25	57	067
5.	Kolkata	02	11	236	128	203
6.	Paradip	00	04	28	08	020
7.	Visakhapatnam	01	05	09	35	048
8.	Chennai	01	09	153	30	049
9.	Kochi	02	05	48	99	120
10.	New Mangalore	00	02	13	04	020
11.	Tuticorin	00	04	10	07	012
Total		22	71	606	660	1349

UNIT LEVEL CONSULTANCY STUDIES & AUDITS-2017

Sl. No.	Title	CLI MUMBAI		RLI KOLKATA		RLI CHENNAI		RLI KANPUR		RLI FARIDABAD	
		Started in 2017	Completed in 2017	Started in 2017	Completed in 2017	Started in 2017	Completed in 2017	Started in 2017	Completed in 2017	Started in 2017	Completed in 2017
1	2	3	4	5	6	7	8	9	10	11	12
1.	Ergonomics, Noise & Illumination study	-	-	-	-	-	-	-	-	-	1
2.	HAZOP study	1	1	-	-	-	-	-	-	-	-
3.	Industrial Hygiene Study	3	2	1	-	-	-	1	1	-	-
4.	Industrial Hygiene Survey	-	-	1	2	-	-	5	4	-	-
5.	Joint Illumination Study	-	-	1	1	-	-	-	-	-	-
6.	Safety Audit	1	1	4	5	4	4	1	-	2	1
7.	Walk through survey on PPEs	-	-	-	-	-	-	-	-	1	1
8.	Work Environment Monitoring Study	4	6	-	-	4	5	-	-	-	-
Total		9	10	7	8	8	9	7	5	3	3

Long Duration (3 or More Days) Training Programmes - 2017

Programme/ Area	CLI, Mumbai		RLI, Faridabad		RLI, Kanpur		RLI, Kolkata		RLI, Chennai	
	Participants	Organizations	Participants	Organizations	Participants	Organizations	Participants	Organizations	Participants	Organizations
A. Professional Programmes										
a) ADIS	42	42	50	50	47	34	37	30	53	27
b) Certificate Course in Safety & Health for Supervisory Personnel Engaged in Hazardous Process Industries	-	-	17	9	-	-	-	-	-	-
B. Specialized Training Programmes [Total: (I +II + III +IV + V + VI+VII)]										
I. Programme for Management Personnel										
a) Safety in storage, Handling and Management of Hazardous chemicals in Industry	-	-	-	-	-	-	16	6	-	-
II. Programme for Management Personnel and Factory Supervisors										
a) Management of Hazardous Substances	-	-	-	-	31	21	-	-	-	-
b) Training programme on Environmental Hazards & their Management at workplace	-	-	8	5	-	-	-	-	-	-
c) Industrial Hygiene & Work Environment Monitoring in Industry	-	-	-	-	25	15	-	-	-	-
d) Safety & Health Awareness in construction industry.	-	-	-	-	-	-	5	3	-	-
e) Industrial safety & Health for Safety Committee Members	-	-	-	-	28	14	-	-	-	-
f) Occupational First Aid	-	-	25	9	-	-	-	-	-	-
g) Workshop on 'Incident/Accident Reporting, Investigation & Analysis'	12	7	-	-	-	-	-	-	-	-
h) Training programme on environmental contaminants & management in industry	-	-	-	-	26	19	-	-	-	-
i) 219 th Training Course in Industrial Safety for National Safety Council,	21	7	-	-	-	-	-	-	-	-

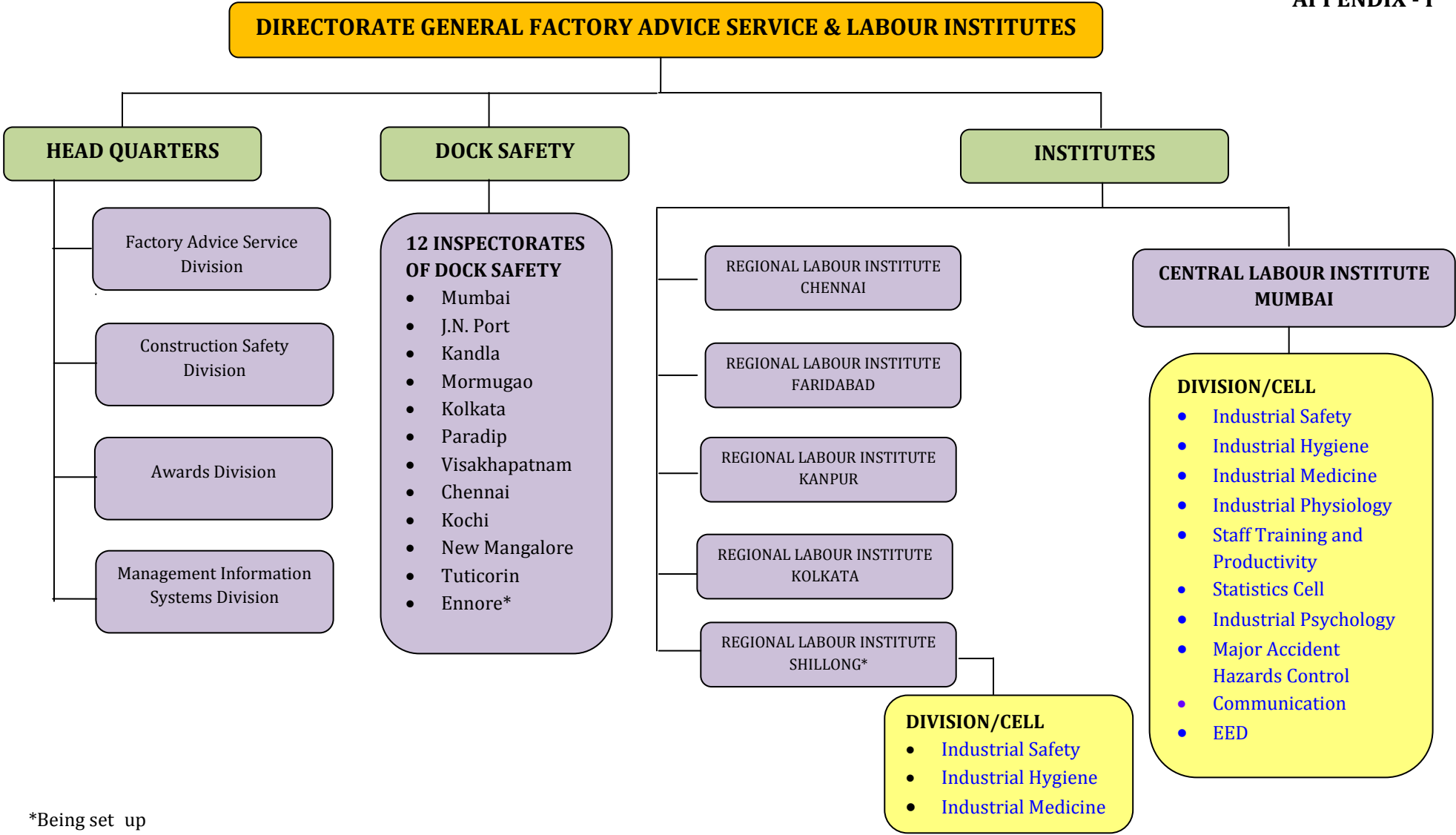
Maharashtra Chapter.											
j) Safety Audit in Factories, Port & Construction Industries	-	-	-	-	-	-	12	10	-	-	
k) Safety and Health awareness for the member of Safety Committee	-	-	-	-	-	-	19	8	-	-	
l) Work environment and monitoring in industries.	-	-	-	-	31	17	-	-	-	-	
III. Programme for Factory Supervisors											
a) 216 th Training Course in Industrial Safety for National Safety Council, Maharashtra Chapter	22	10	-	-	-	-	-	-	-	-	
b) 217 th Training Course in Industrial Safety for National Safety Council, Maharashtra Chapter	21	11	-	-	-	-	-	-	-	-	
c) 3 days training programme on "Safety & Fire Fighting Management in Industries"	-	-	-	-	-	-	28	11	-	-	
d) Safety & Health in Industries	-	-	24	1	-	-	-	-	-	-	
IV. Programme for Factory Workers											
a) SHE in Factories, Ports & Construction Projects	-	-	-	-	-	-	6	4	-	-	
V. Programme for Trade Union Leaders/Workers/Joint Participation											
a) Making Safety Committee More Effective	27	3	-	-	-	-	-	-	-	-	
b) Productivity and Quality Improvement through Effective Employees Participation	30	2	-	-	-	-	-	-	-	-	
c) Effective Participative Skills for Safety Committee Members on SHE	24	5	-	-	-	-	-	-	-	-	
d) Team Building for Safety Health & Environment at Work Place	7	4	-	-	-	-	-	-	-	-	
e) 3 programmes on "Productivity & Quality Improvement Through Effective Employee Participation in Managing Safety, Health & Environment in Industries"	73	8	-	-	-	-	-	-	-	-	
VI. Programme for Medical Doctors											
a) Refresher course for AFIH Doctors	-	-	-	-	-	-	17	12	-	-	
VII. Programme for Inspectors of Factories											
c) 2 - weeks Refresher course for Sr. Inspectors of Factories	6	3	-	-	-	-	-	-	-	-	
d) Basic course for Inspector of Factories	18	18	-	-	-	-	-	-	-	-	
GRAND TOTAL	303	120	124	74	188	120	140	84	53	27	

IN- COMPANY TRAINING PROGRAMMES - 2017

Programme/ Area	CLI MUMBAI		RLI KOLKATA		RLI CHENNAI		RLI KANPUR		RLI FARIDABAD	
	Participants	Organizations	Participants	Organizations	Participants	Organizations	Participants	Organizations	Participants	Organizations
I. Programme for Management Personnel [Total: a to f)]										
a) Occupational Safety & Health Management System	-	-	-	-	25	1	-	-	-	-
b) Behaviour Based Safety	30	1	-	-	-	-	-	-	-	-
c) Programmes on Testing & Examination of lifting Tackles & vessels	-	-	-	-	-	-	47	2	-	-
d) Process Safety Management for Middle Manager Personnel	-	-	-	-	-	-	-	-	54	1
e) Process Safety Management for Sr. Manager Personnel	-	-	-	-	-	-	-	-	42	1
f) Training Program on Job Safety Analysis	40	1	-	-	-	-	-	-	-	-
II. Programme for Management Personnel and Factory Supervisors [Total:(a to b)]										
a) Legal Provisions on OSH in India	45	45	-	-	-	-	-	-	-	-
b) Programmes on Occupational Safety and Health Management System	-	-	-	-	65	1	-	-	-	-
III. Programme for Factory Supervisors										
a) Behaviour Based Safety	50	1	-	-	-	-	-	-	-	-
IV. Programme for Trade Union Leaders/Workers/Joint Participation [Total:(a to b)]										
a) Safety, Health and Environment Training Programme	-	-	15	1	-	-	-	-	-	-
b) In Plant Training programme	-	-	15	1	-	-	-	-	-	-
V. Programme for Educational Institutes										
a) Programmes on Safety Training	-	-	-	-	-	-	78	2	-	-
Grand Total: (I to V)	165	48	30	2	90	2	125	4	96	2

SHORT DURATION (1-2days) TRAINING PROGRAMMES - 2017

Programme/ Area	CLI, Mumbai		RLI, Kolkata		RLI, Chennai		RLI, Kanpur		RLI, Faridabad	
	Participants	Organizations	Participants	Organizations	Participants	Organizations	Participants	Organizations	Participants	Organizations
I. Programme for Management Personnel [Total:(a to c)]										
a) Training programme on Occupational Safety and Health in Engineering Industry	-	-	-	-	14	13	-	-	-	-
b) Fundamental and Basic Principles of Industrial Hygiene tech.	20	12	-	-	-	-	-	-	-	-
c) Environmental hazards & its management in industry	-	-	-	-	-	-	16	4	-	-
II. Programme for Management Personnel and Factory Supervisors [Total:(a to l)]										
a) Training programme on Occupational Safety and Health Management System	-	-	-	-	19	14	-	-	-	-
b) Training programme on Work Environment Monitoring in Industries	-	-	-	-	18	11	-	-	-	-
c) Safety in Lifting Appliances	-	-	-	-	-	-	16	7	-	-
d) Occupational Safety and Health in Construction Industry	-	-	-	-	14	13	-	-	-	-
e) Management of Workplace Contaminants in Industry.	-	-	-	-	27	16	-	-	-	-
f) Occupational Safety & Health management in Industry	-	-	-	-	-	-	23	19	-	-
g) Training programme on Heat stress	-	-	-	-	-	-	8	2	-	-
h) Material Handling in Engineering Industries	-	-	-	-	-	-	10	10	-	-
i) Awareness programme for ADIS students	50	1	-	-	-	-	-	-	-	-
j) Occupational Safety & Health in Engineering Industry	-	-	-	-	23	11	-	-	-	-
k) Occupational Safety & Health Management System	-	-	-	-	32	16	-	-	-	-
l) Safety with Lifting Machines, Tools & Tackles	-	-	-	-	35	16	-	-	-	-
III. Programme for Factory Supervisors										
a) Safety & Law for Managers/Executives	-	-	-	-	-	-	-	-	7	6
IV. Programme for Educational Institutes										
a) Training programme in Industrial Safety	-	-	-	-	-	-	-	-	-	-
Grand Total: (I+II+III+IV)	70	13	19	18	182	110	73	42	7	6



*Being set up

APPENDIX - II

Address of DGFASLI and its subordinate offices:

Directorate General Factory Advice Service & Labour Institutes, Mumbai N.S.Mankikar Marg, Sion, Mumbai-400 022. PBX No.91-22-24074538 Fax: 022-24071986 e-mail: fasli@dglasli.nic.in	Central Labour Institute, Mumbai N.S.Mankikar Marg, Sion, Mumbai-400 022. PBX No.91-22-24074538 Fax: 022-24071986 e-mail: cli@dglasli.nic.in
Regional Labour Institute, Kanpur Sarvoday Nagar, Kanpur-208 005 Tel: 0512-2218691,2218692, 2218745 Fax : 0512-2215112 e-mail: rlikanpur@dglasli.nic.in	Regional Labour Institute, Kolkata Lake Town, Kolkata-700 089 Tel: 033-25342732, 25342735, 25343254 Fax: 033 – 25348182 e-mail: rli.kolkata@dglasli.nic.in
Regional Labour Institute, Chennai Sardar Patel Road, Adyar, TTTI PO, Chennai-600113 Tel: 044-22350737, 22351569, 22355690 FAX : 044- 22352457 e-mail: rlichennai@dglasli.nic.in	Regional Labour Institute, Faridabad Sector 47, Faridabad- 121003 Haryana. Tel: 0129-2468022 FAX : 0129-2437064 e-mail: rlifaridabad@dglasli.nic.in
Inspectorate Dock Safety, Mumbai MbPT OSC Bldg., 3rd Floor, Opp GPO, P. D'Mello Road, Mumbai- 400038 Office Tel.: 22692180 / 66565558 Fax: 022-22613391 Email : idsmumbai@dglasli.nic.in	Inspectorate Dock Safety, Kandla Near Bunder Gate, Kandla Port, New Kandla, Post Box No.18,Dist Kutch, Pin – 370210, Gujarat. Office Tel.: 02836 - 270249 Fax: 02836 - 270249 Email : idskandla@dglasli.nic.in
Inspectorate Dock Safety, Mormugao Civil Maintenance Office Building Mormugao Port Trust, Headland Sada, Mormugao, Goa- 403804. Office Tel.: 0832-2520752 Fax: 0832-2520752 Email : idsmormugao@dglasli.nic.in	Inspectorate Dock Safety, Navi Mumbai Jawaharlal Nehru Port, P.O.C. Canteen Bldg., Ground Floor, Sheva, Navi Mumbai – 400 707. Office Tel.: 022-27245099 Fax: 022-22623391 Email : idsjnpt@dglasli.nic.in

<p>Inspectorate Dock Safety, Kolkata Nizam Palace, 1st floor, 2nd M.S.O.Bldg. 234/4 A.J.C. Bose Road, Kolkata-700020. Office Tel.: 033-22830718 / 22830719 Fax: 033-22830718 Email : idskolkata@dglasli.nic.in</p>	<p>Inspectorate Dock Safety, Paradip Badapadia, Post Box NO.126 Paradip – 754142, Orissa. Office Tel.: 06722-222413 Fax: 06722-222413 Email : idsparadip@dglasli.nic.in</p>
<p>Inspectorate Dock Safety, Visakhapatnam Ex. D.L.B. Bldg., 5th Floor, Visakhapatnam Port Area, Visakhapatnam-530 035. Office Tel.: 0891-2563857 Fax: 0891-2563857 Email : idsvizag@dglasli.nic.in</p>	<p>Inspectorate Dock Safety, Chennai 3rd Floor, Anchor Gate Bldg., Rajaji Salai, Chennai – 600 001. Office Tel.:044- 25220888, 25246419 Email : idschennai@dglasli.nic.in</p>
<p>Inspectorate Dock Safety, Tuticorin Tuticorin Port Trust, Admn. Office Bldg. Harbour Estate, Tuticorin – 628004. Office Tel.: 0461-2352372 Fax: 0461- 2352372 Email : dstuticorin@dglasli.nic.in</p>	<p>Inspectorate Dock Safety, Cochin C.D.L.B. Dispensary Bldg., G.V.Ayyar Road, Willington Island, Cochin – 682 003. Office Tel.: 0484-2666532 Fax: 0484-2666532 Email : idscochin@dglasli.nic.in</p>
<p>Inspectorate Dock Safety, New Mangalore New Mangalore Port, Panambur, New Mangalore – 575010. Office Tel.: 0824-2407781 Fax: 0824-2407781 E-mail:idsmangalore@dglasli.nic.in</p>	<p>Inspectorate Dock Safety, Ennore. (being set up) Operated from Inspectorate Dock Safety, Chennai</p>