



DIRECTORATE GENERAL OF FACTORY
ADVICE SERVICE AND LABOUR INSTITUTES

MUMBAI

MINISTRY OF LABOUR AND EMPLOYMENT

Government of India

DGFASLI



DIRECTORATE GENERAL OF FACTORY ADVICE SERVICE AND LABOUR INSTITUTES
VVAAVASAYIK SURAKSHA AUR SWASTHYA BHAVAN, N.S. MANKIKAR MARG, SION, MUMBAI - 400 022

STANDARD REFERENCE NOTE

2009

PREFACE

DGFASLI is technical arm of Ministry of Labour and Employment in matters related to Occupational Safety and Health in Factories, Ports and Docks. The organisation assists the Central Government in formulating policies in the administration of the Factories Act, 1948, enforcing the Dock Workers (Safety, Health and Welfare) Act, 1986 and liaising with State Governments, Union Territories, Port authorities and Industries for effective implementation of these statutes.


The Standard Reference Note 2009 provides comprehensive information on the objectives, functions, important activities and budget of the organisation. It contains details about the research surveys, audits, support services, training programmes, promotional and other activities carried out by DGFASLI in its effort to prevent accidents and occupational diseases in Factories, Ports and Docks. This Standard Reference Note also provides information on targets and achievement of the Plan schemes.

The Regional Labour Institute (RLI), Faridabad was inaugurated on the 10th February, 2009 by Hon'ble Minister of state for Labour & Employment (Independent Charge) Shri Oscar Fernandes. The establishment of RLI in the industrial city of Faridabad, Haryana will go a long way in further strengthening of DGFASLI.

To recognize safety efforts in Factories, Ports and Docks, DGFASLI, on behalf of Ministry of Labour and Employment, Government of India, organized the Vishwakarma Rashtriya Puraskar and National Safety Awards for the performance year 2007. The Vishwakarma Rashtriya Puraskar & National Safety Awards were presented to 119 and 101 awardees respectively by Hon'ble Minister of Labour & Employment, Shri Mallikarjun Kharge.

In addition to presenting the information on industrial injuries collected and analysed by Labour Bureau, this Standard Reference Note further contains the state-wise information relating to occupational safety and health in factories based on the information collected by DGFASLI from the Chief Inspectors of Factories. It also provides information on Safety and Health matters such as industrial injuries, safety inspections, investigations etc. in respect of 11 major ports. This compilation of data and its analysis reflects the trends, causes and areas of concern to avoid accidents and enhance working environment in factories and ports. A comparative analysis of occupational injuries in manufacturing sector of some of the countries is also given.

Mumbai



(Dr. A. K. Chakrabarti)
Director General

April 2010

Page	Contents
1	General Information
4	Budget
5	Plan Schemes
7	Safety & Health Improvement in Factories, Docks and Construction
33	Important Events Organized in 2009
40	Safety Awards
44	Human Resource Development for Improving Safety and Health Standards
45	Occupational Safety and Health in Factories
73	Occupational Safety and Health in Ports
82	International Statistics on Occupational Injuries
	Annexure
85	I. Unit Level Consultancy Studies - 2009
86	II. Longer Duration Training Programmes - 2009
88	III. In-company Training Programmes - 2009
89	IV. Short Duration Training Programmes - 2009
	Appendix
90	I. Organisation Chart
91	II. Address of DGFASLI and its Subordinate Offices

Page	Tables & Charts	
3	Table: 1.1	Manpower Strength of the Organization as on 1.1.2010
3	Chart: 1.1	Category-wise Manpower of DGFASLI as on 1.1.2010
5	Table: 3.1	Targets & Achievements of Plan Scheme I: Strengthening of DGFASLI Organization and OSH in Factories & Ports
6	Table: 3.2	Targets & Achievements of Plan Scheme II: Establishment of Regional Labour Institute at Faridabad
20	Table: 4.1	National Studies and Surveys undertaken during 2009
20	Table: 4.2	State level Studies and Surveys undertaken during 2009
21	Table: 4.3	Unit level consultancy Studies undertaken during 2009
22	Table: 4.4	Seminars conducted during 2009
23	Table: 4.5	Professional Interaction & Update Seminar (PIUS) conducted in 2009
23	Table: 4.6	Satellite Professional Interaction Update Seminars (SPIUS) conducted in 2009
24	Table: 4.7	Workshops conducted during 2009
25	Table: 4.8	Professional Programmes conducted during 2009
26	Table: 4.9	Area-wise and Participant-wise Longer Duration Training Programmes – 2009
27	Table: 4.10	Need based In-company Training Programmes conducted during 2009
27	Table: 4.11	Short Duration Training Programmes conducted in 2009
28	Table: 4.12	Appreciation and Promotional Programmes conducted in 2009
29	Table: 4.13	Personnel Protective Equipment tested in 2009
29	Table: 4.14	Approval of Flameproof Electrical Enclosures during the year 2009
29	Table: 4.15	Institute –wise Talks delivered during 2009
30	Table: 4.16	Paper/Article Presented in 2009
31	Table: 4.17	Papers/Articles Published in 2009
41	Table: 6.1	Applications received for Vishwakarma Rashtriya Puraskar and the number of awards given during the last 5 Performance years
41	Table: 6.2	Estimated annual savings resulting from the suggestions (2003– 2007)
42	Table: 6.3	National Safety Awards under different schemes (2003– 2007)
44	Table: 7.1	International Programmes attended by officers in 2009
44	Table: 7.2	National Programmes attended by officers in 2009
46	Table: 8.1	Statistics of Employment, Industrial Injuries, etc. in Factories (2001 – 2005)
47	Table: 8.2	State-wise Total Number of Industrial Injuries In Factories (2001–2005)
48	Table: 8.3	State-wise Frequency Rates of Industrial Injuries in Factories (2001–2005)
49	Table: 8.4	State-wise Incidence Rates of Industrial Injuries in Factories (2001–2005)
50	Table: 8.5	Industrial Injuries and their Incidence Rate per Thousand Workers Employed by Important Industries (2001 – 2005)
51	Chart: 8.1	Total Injuries by Important Industries in 2005(P)
51	Chart: 8.2	Fatal Injuries by Important Industries in 2005(P)
53	Table: 8.6	State-wise Status of Employment in Factories during 2008(P)
54	Table: 8.7	State-wise Hazardous Factories under 2(cb) as on 2008 (P)
55	Table: 8.8	State-wise Inspectors of Factories for the year 2008 (P)
56	Table: 8.9	State-wise Specialist Inspectors of Factories for the year 2008 (P)
57	Table: 8.10	State-wise Certifying Surgeons of Factories for the year 2008 (P)
58	Table: 8.11	State-wise Number of Factories Inspected in the year 2008 (P)

59	Table: 8.12	State-wise Prosecution and Convictions under Section 92 & Section 96A for the year 2008 (P)
60	Table: 8.13	State-wise Status of Safety Officers (SO) under 40-B(1) in factories in 2008(P)
61	Table: 8.14	State-wise Declaration of Safety Policy for the year 2008 (P)
62	Table: 8.15	State-wise Constitution of Safety Committee for the year 2008(P)
63	Table: 8.16	State-wise On-site Emergency Plan (in respect of MAH Units) as on 2008(P)
64	Table: 8.17	State-wise Medical Facilities in factories for the year 2008(P)
65	Table: 8.18	State-wise Canteens, Shelters, Rest Rooms and Crèches for the year 2008 (P)
66	Table: 8.19	State-wise Welfare Officers for the year 2008(P)
67	Table: 8.20	State-wise Notification of Model Rules framed under the Factories (Amendment) Act, 1987
68	Table: 8.21	State-wise Notification of Major Accidents Hazard Control Rules
69	Table: 8.22	State-wise Fatal and Non-fatal Injuries in Factories (2007-2009)
70	Table: 8.23	Industry-wise Injuries in Factories for the Year 2008(P)
71	Chart: 8.3	Cause-wise distribution of Fatal Injuries in Factories during 2008
71	Chart: 8.4	Cause-wise distribution of Non-Fatal Injuries in Factories during 2008
72	Chart: 8.5	Trend of Fatal and Non-Fatal Injuries in Factories (2000-2009)
72	Chart: 8.6	Types of Occupational Diseases (2004~2008)
73	Table: 9.1	Details of Inspections and other visits in Ports during 2009
74	Table: 9.2	Details of Prosecution in Ports during 2009
74	Table: 9.3	Details of Investigations into Reportable: Fatal Accidents/ Dangerous Occurrences during 2009
75	Table: 9.4	Dock Safety Committee meetings conducted/ Safety Weeks celebrated in 2009
75	Table: 9.5	Total Number of Ships Called in the Major Port during 2009
76	Table: 9.6	Cargo Handled in the Major Port during 2009
76	Table: 9.7	Safety Facilities in the Major Port during 2009
77	Table: 9.8	Health Facilities in the Major Port during 2009
77	Table: 9.9	Welfare Facilities in the Major Port during 2009
78	Table: 9.10	Statistics of Employment & Reportable Accidents etc. in Ports during 2009
78	Table: 9.11	Reportable Dangerous Occurrences in the ports during 2009
79	Chart: 9.1	Trend of Reportable Accidents in Ports (2000-2009)
79	Chart: 9.2	Classification Of Reportable Accidents – According To Agency (2009)
79	Chart: 9.3	Classification Of Reportable Accidents – According To Type (2009)
80	Table: 9.12	Port Wise Classification of Reportable Accidents – According To Agency (2009)
81	Table: 9.13	Port Wise Classification of Reportable Accidents – According To Type (2009)
83	Table: 10.1	Country-wise Rates of reported Fatal Injuries in Manufacturing Sector (1999-2008)
84	Table: 10.2	Country-wise Rates of reported Non-Fatal Injuries in Manufacturing Sector (1999-2008)

1 General Information

1.1 DGFASLI

The Directorate General of Factory Advice Service & Labour Institutes (DGFASLI), formerly known as Chief Adviser of Factories, was set up in 1945 in Delhi, with the objective of advising the Central and State Governments on administration of the Factories Act, and liaising with factories inspection services in the States. The office was subsequently shifted to Mumbai in 1966.

DGFASLI achieved significant importance as an attached office of the Ministry of Labour and Employment, Government of India serving as a technical arm to assist the Ministry in formulation of National policies on Occupational Safety and Health in Factories and Docks.

The Dock Workers (Safety, Health and Welfare) Act 1986 and the Regulations 1990 provide for Safety, Health and Welfare of dock workers. These are enforced by the DGFASLI through the Inspectorates of Dock Safety set up in all the major ports in India.

1.2 Functions:

- Rendering advice and carrying out support research activities for the administration of the Factories Act, 1948 and the Dock Workers (Safety, Health and Welfare) Act, 1986.
- Co-ordinating technical and legal activities to facilitate uniform standards of enforcement of safety and health in manufacturing and port sectors.
- Administration of the Dock Workers (Safety, Health & Welfare) Act, 1986 and Regulations 1990 framed there under and enforcing these in the major ports of the country.
- Educating and training employers and employees on matters relating to safety and health.
- Conducting promotional activities by operating schemes for (i) recognition of good suggestions under Vishwakarma Rashtriya Puraskar and good (ii) worker's outstanding contribution in organizations, under Prime Minister's Shram Awards; and (iii) safety performance under National Safety Awards (on behalf of the Ministry).
- Co-operating with International agencies like ILO, WHO, UNDP and advising Central Government in the adoption of international standards concerning safety and health.
- Training of foreign nationals and rendering expert advice to developing countries.
- Building Competence of enforcement agencies.
- Issuing approval to flameproof electrical enclosures.
- Collecting and disseminating information and material relating to safety and health.

1.3 Organisation

DGFASLI organisation comprises of the headquarters, the 5 Labour Institutes and 11 Inspectorates of Dock Safety.

- Headquarter situated in Mumbai
- Central Labour Institute in Mumbai
- Regional Labour Institutes in Kolkata, Chennai, Kanpur and Faridabad
- Inspectorates of Dock Safety at Mumbai, Kolkata, Chennai, Kandla, Mormugao, Tuticorin, New Mangalore, Cochin, Visakhapatnam, Paradip and Jawaharlal Nehru Port. The Inspectorate of Dock Safety at Ennore is being setup.

In 1959, the Central Labour Institute, Mumbai was established under UNDP Project as a socio-economic laboratory and as a national institute dealing with scientific study of human aspects of industrial development. Subsequently, Regional Labour Institutes (RLI) were established at Kolkata, Kanpur, Chennai and Faridabad to serve as Regional Centers. The detailed organisation structure is given in **Appendix I** and the area of operations of the RLIs is shown in **Appendix II**.

The Labour Institutes are fully equipped with necessary laboratory facilities for conducting studies and surveys in the field of safety, health and environment at workplaces. The Institutes are also having conference facilities fully supported with modern audio-visual equipment. Industrial Safety, Health and Welfare Centres are also established at these Labour Institutes. Apart from this Mobile Safety Exhibition Vans are also available for taking the message of Safety and Health to the doorsteps of factories. Training Centres and Safety Exhibition Centres are also established in some of the inspectorates of dock safety.

1.4 Human Resource

The human-resource in the organization comprises of engineers, medical doctors, industrial hygienists, industrial physiologists, industrial psychologists, statisticians, audio-visual experts, artists etc. The manpower strength of the organization is given in **Table 1.1**. The category-wise manpower of DGFASLI is shown in **Chart 1.1**.

Table 1.1

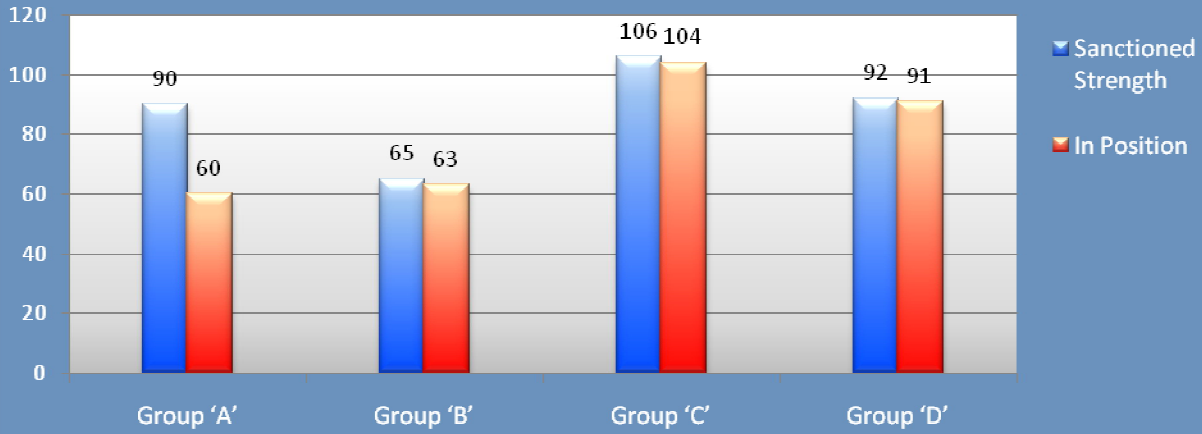
Manpower Strength of the Organization as on 1.1.2010

Units	Technical		Administrative		Total	
	Sanctioned	In Position	Sanctioned	In Position	Sanctioned	In Position
Headquarters	13	9	49	45	62	54
CLI Mumbai	60	57	74	70	134	127
4 RLIs*	46	43	61	54	107	97
11 Dock-Safety Inspectorates	22	12	28	28	50	40
Total:	141	121	212	197	353	318

* The posts at RLI, Faridabad are yet to be created

Chart 1.1

Category-wise Manpower of DGFASLI as on 1.1.2010



2 Budget

The allocation of funds for the various constituents and plan schemes of the organisation for 2009-2010 and 2010-2011 of the XIth Five year plan is given below:

(Rs. in Lakhs)

SI.No.	SCHEMES	Revised Estimates 2009-2010	Budget Estimates 2010-2011
A. NON-PLAN			
1	DGFASLI & IDS	607.68	631.50
2	Research & Training (CLI & RLIs)	1086.32	1081.50
	Total: (NON-PLAN)	1694.00	1713.00
B. PLAN			
1	Establishment of Regional Labour Institute at Faridabad	170.00 (C.W. 50.00)	150.00
2	Strengthening of DGFASLI Organisation and OSH in Factories and Ports	914.00	1876.00 (C.W. 800.00)
3	Identification and Elimination of Silicosis in India	9.00	10.00
	Total: (PLAN)	1093.00 (C.W. 50.00)	2036.00 (C.W. 800.00)
GRAND TOTAL:		2787.00 (C.W. 50.00)	3749.00 (C.W. 800.00)

3 Plan Schemes

Eleventh Five Year Plan

During 2009-2010, two Plan Schemes under the XIth Five Year Plan are taken up by DGFASLI for implementation, namely (1) Strengthening of DGFASLI organization and OSH in Factories & Ports and (2) Establishment of Regional Labour Institute at Faridabad.

Plan Scheme I: Strengthening of DGFASLI Organization and OSH in Factories & Ports

Objectives:

To strengthen the infrastructure facilities at DGFASLI organization including Central Labour Institute at Mumbai & Regional Labour Institutes located at Chennai, Kanpur & Kolkata, and Inspectorates Dock Safety at the eleven major ports for improving occupational safety and health status of workers in factories, ports and docks throughout the country thereby contributing to prevention of occupational injuries and diseases.

Table 3.1

Targets & Achievements (January to December 2009)			
Sl. No	Activities	Targets	Achievement
1.	Upgradation of various laboratories at CLI & RLIs	To be spread over the entire plan period	Procurement of items -25 *
2.	a) Development of National Inventory on OSH information and follow up	Not Quantifiable	3
	b) Upgradation and development of databases	-do-	13
	c) Development of Application Programmes	-do-	5
	d) Material Safety Data Sheet (MSDS) on request	-do-	69
	e) Industry-wise safety and health information	-do-	-
	f) INDOSHNEWS Publication	4	2
	g) Publication of Manuals, brochures, etc	4	6
3.	Implementation of minimum agenda for e-Governance	Not Quantifiable	-
4.	Conduction of specialized training programmes, seminars, workshops	25	34
5.	Conduction of studies/surveys/audits	25	25
6.	Enforcement activities in major ports (inspection of ships, container ship, loose gears, docks, container yards, hazardous installations, etc.)	1500	1010
7.	Testing of Respiratory & Non Respiratory PPE	300	341
8.	Procurement of audio-visual and communication equipment & software for production of video films, posters, etc.	To be spread over the entire plan period	3

* a) 3 Microscope, b) 2 Audiometer, c) 1 Dynamometer, d) 1 Spiro-meter, e) 1 Treadmill, f) 1 Kata Thermometer, g) 3 Human Vibration Meter, h) 1 Machine Vibration Meter, i) 1 water Distillation apparatus, j) 1 Chemical Weighing Balanced, k) 3 Spectrophoto-meter, l) 1 Electrical Resistivity, m) 1 Explosive Gas meter, n) 1 Detector Tubes, o) 1 Sound level Meter, p) 1 Repair of Physiology Laboratory

Plan Scheme II: Establishment of Regional Labour Institute at Faridabad.**Objectives:**

The objective of the Scheme is to cater to the needs of the Northern region i.e., the States of Punjab, Haryana, Himachal Pradesh, Jammu & Kashmir, Union territory of Chandigarh and the National Capital Territory of Delhi, in the areas of safety and health.

Table 3.2

Targets & Achievements (January to December 2009)

Sl. No.	Activities	Targets	Achievement
1.	Creation of various posts	-	The matter has been taken with the Ministry
2.	Setting up of laboratories	-	-
3.	Short duration training programme	7	7
4.	Training programme for Target Groups i.e. Factory Inspectors/Safety Officers etc.	1	-
5.	One year Post Diploma Course in Industrial Safety for Safety Officers	1	1
6.	3 months course - Associate Fellow of Industrial Health for Medical Officers	1	-
7.	Developing State-wise OSH inventory	1	-
8.	Training programmes for small and medium enterprises	2	-
9.	Research/Studies/Surveys	2	2
10.	National Seminar/Workshops	-	1
11.	Publication	-	-

4 Safety and Health Improvement in Factories, Docks and Construction

4.1 Co-ordination in the Administration of the Factories Act, 1948

The Factories Act, 1948 is the principal and comprehensive Act of the Parliament which provides for the requirements concerning safety, health and welfare amenities needed by workers employed in factories. The provisions of the Act are applicable to the factories as defined under Section 2m(i), 2m(ii) or notified under Section 85 of the Act by the State Governments.

The Ministry of Labour and Employment is accountable to the Parliament for proper enforcement of the Act. Uniformity in the application of the provisions of the Act in various States and Union Territories is achieved by circulating the Model Rules prepared by DGFASLI, which are incorporated by them in their State Factories Rules with necessary modifications to suit local needs. In the task of framing the Model Rules, the DGFASLI, on behalf of the Ministry of Labour and Employment, enlists the cooperation and involvement of the State Governments by convening annually a Conference of Chief Inspectors of Factories. The Conference discusses all matters relating to the administration of the Act as well as proposed amendments. Besides, the Conference also serves as a forum for discussion of the progress made in the techniques and methods of prevention of accidents and ill-health in factories.

During the year the following major activities were carried out:

4.1.1 The 49th Conference of Chief Inspectors of Factories

The 49th Conference of Chief Inspectors of Factories was organized by the DGFASLI at the Regional Labour Institute, Faridabad from 10 – 12 Feb. 2009. The Conference was inaugurated by Shri Oscar Fernandes, Hon'ble Minister of State for Labour & Employment (Independent Charge), Government of India on 10th Feb. 2009. Shri A.C. Choudhary, Hon'ble Minister for Labour & Employment, Govt. of Haryana, presided over the function. Madam Blossom Fernandes was the Guest of Honour for the function. Shri S.K. Saxena, Director General, DGFASLI welcomed the dignitaries, delegates and invitees. Dr. A.K. Chakrabarti, Deputy Director General proposed the vote of thanks.

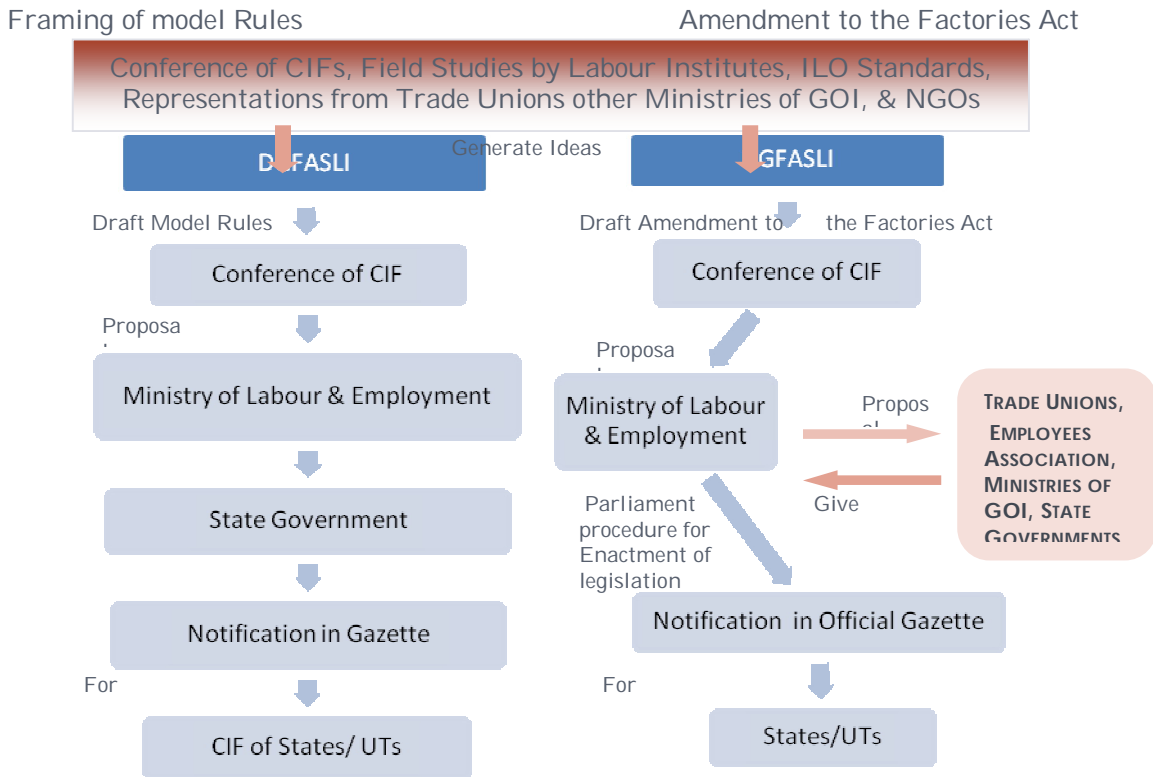
The Technical Session of the Conference was attended by 24 Chief Inspectors of Factories and 10 officers from the DGFASLI. The Conference deliberated on very important issues connected to safety, health and welfare of workers employed in the factories. Some of the important recommendations made by the Conference are as follows:-

- Item I(b)3: **Section 28 -Hoist and Lifts** : the working group constituted by the conference comprising of CIFs from U.P., Delhi and an officer from RLI, Kanpur shall prepare the guidelines.
- Item I(b)5: **Testing of Pressure Vessels**: the working group constituted by the conference comprising of CIFs from Karnataka, Maharashtra, Rajasthan and Goa and an officer from DGFASLI shall prepare the guidelines for Testing of Pressure Vessels.
- Item I(b)7: **Test Procedures/ guidelines for Competent Persons and certificate of Stability** : the working group constituted by the Conference comprising of CIFs from Goa, Kerala, Rajasthan, Tamil Nadu and an officer from RLI, Kanpur shall prepare the guidelines.
- Item I(b)9: **Establishment of uniform procedures for conducting Inspection, initiating legal action, etc. by inspectors** : the working group constituted by the conference comprising of CIFs from Delhi, Haryana, U.P., Uttarakhand and an officer from RLI, Kanpur shall prepare the guidelines.
- Item IV (23) : **Government of India sponsored programmes for capacity building measures of state level Inspectorates**: the following CIFs were constituted as members Karnataka, Rajasthan, Andhra Pradesh and Chhattisgarh for preparing suitable proposal.



Shri Oscar Fernandes, Hon'ble Minister of State for Labour & Employment (Independent Charge), Government of India inaugurating the 49th Conference of CIFs on 10th Feb. 2009 at Regional Labour Institute, Faridabad.

Flowchart showing the system of Technical Standards Development



4.1.2 International / ILO Instruments on Safety and Health

4.1.2.1 ILO Convention No.162 Concerning Safety in the Use of Asbestos

The ILO Convention No. 162 concerning safety in the use of asbestos has been adopted by the ILO in order to ensure protection of workers exposed to asbestos. The Government of India has been considering the possibility of ratification of this Convention since long. The Ministry of Labour & Employment constituted a Committee of Experts under the Chairmanship of the Director General, DGFASLI for examining the viability of ratification of this Convention. The Committee, in its meeting, suggested several steps for giving effect to the provisions of the Conventions by way of amending the provisions in various statutes relating to occupational safety, health and welfare. The Committee suggested that the provisions and the requirements in line with those prescribed in the Schedule XVII to the Model Rule 120 framed under Section 87 of The Factories Act, 1948, should be incorporated in statutes such as The Mines Act, 1952, The Building and Other Construction Workers (Regulation of Employment and Conditions of Service), 1996, etc. A stake holders' meeting was held on 7th Aug. 2009 at DGFASLI to consider the feasibility of ratification of ILO Convention 162 (Asbestos) and ILO Convention 170 (Chemicals).



Workers engaged in Asbestos Industry

4.1.2.2 ILO Convention No. 127 Concerning Maximum Weight

The Government of India has decided to ratify ILO Convention 127 concerning Maximum Weight and the instrument of ratification has been signed by the President on 16.12.2009 to be deposited with ILO with Director General, ILO during March 2010. The Convention will enter into force for India after twelve months from the date of deposit of instrument of ratification of Convention.

4.1.2.3 In addition to the above, the DGFASLI also prepared reports on the following ILO Instruments:-

- Prepared comments on ILO Guide on Labour Policies and Practices for employment intensive infrastructure programmes in India.
- Prepared comments on proposal for activities in 2010-2011 under the Sectoral Activities Programme.
- Prepared comments on the Draft Document "Decent Work Indicators for India".
- Prepared comments on possibility of ratification of ILO Convention 155 concerning Occupational Safety and Health.
- Prepared comments on ILO Convention 144 concerning Tripartite Consultations undertaken by DGFASLI.
- Prepared comments on ILO Committee of Experts on application of conventions and recommendations on ILO Convention 89 concerning Night Work (Woman), ILO Convention 81 concerning Labour Inspection in India and ILO Report on Decent Work for Domestic Workers.
- Prepared ILO / DGFASLI Collaborative Project on Operationalisation of National Policy on Safety, Health & Environment at Workplace with two components (a) Building National Occupational Safety and Health Profile and (b) Elimination of Silicosis in Madhya Pradesh including Chhattisgarh.

4.1.3 National Level Policies and Programmes

4.1.3.1 National Policy on Occupational Safety and Environment at Workplace

The National Policy on Safety, Health & Environment at Workplace was declared by the Hon'ble Minister for External Affairs, Shri Pranab Mukherji during the inaugural function of the 42nd Session of Indian Labour Conference on 20th February, 2009. The Policy aims at securing health and safety of the workers in the country as envisaged in the Constitution and extend to all units in the organized as well as informal sectors. The salient features of the National Policy are given below:-

- It recognizes safe and healthy working environment as a fundamental human right.
- It identifies the main areas of concern.
- The goal of the policy is that the government firmly believes that building and maintaining national preventive safety and health culture is the need of the hour.
- It aims at enhancing the welling of the employee and the society at large by eliminating incidents work related injuries, diseases, etc.
- It enumerates the goals to be achieved and brings into focus the objective of continuous reduction in the incidence of work related injuries and diseases.
- It describes the action programme with special emphasis on enforcement and compliance, development of national standards, creation of awareness, research and development, skill development and data collection.
- It also provides for regular review of the policy at least once in 5 years.

4.1.4 Parliament Questions / Assurances

Prepared material for reply to 35 Parliament Questions and sent to Ministry of Labour & Employment concerning:

- Violation of Labour Laws by Pesticide Manufacturing Companies.
- Mortality Effect of Occupational Diseases
- Amendment to Labour Law
- Safety Security Norms by Industrial Units in Himachal Pradesh
- Silicosis Diseases and Spread of Silicosis and Toll of Human Lives.
- Safety Norms in Workplaces
- Accidental Death and Injuries at Workplaces
- Number of Labourers Working in Cement Factories in Madhya Pradesh
- Working Hour Norms for Workers
- Improvement of Safety and Health of Workers
- Import of White Asbestos
- Rescheduling of Shift in Factories
- Ongoing Schemes and Projects in Maharashtra
- Accident in Power Plant of BALCO.
- Disposal of Ship River Princes
- IT Employees Workers Affected from Diseases
- Health Hazards of Ship Breaking Labourers
- Poor Labour Safety in Sterlite Copper Industry
- Child Labour in Beedi Industry
- Implementation of National Policy on Safety, Health & Environment.
- Implementation of Plan Schemes in West Bengal
- Study by ILO on Worldwide Occupational Accidents
- Standard of Safety and Environment at Workplaces for Labourers
- Tripartite Labour Committees
- Safety of Women Workers

4.1.5 Others

Prepared Reports / Comments / Status etc. on the following:-

- Comments on the proposed memorandum of undertaking in the area of Labour Relations, Employment and Social Security between Ministry of Labour & Employment, Govt. of India and Ministry of Labour & Social Policy of the Republic of Bulgaria.
- Comments on Toxicity and Best Practices for Handling Hazardous Chemicals Used in Plantations.
- Comments on Improving Service Delivery System reducing Inspector Raj reaching out to Civil Society.
- Comments on Draft Amendment to Environment Impact Assessment Notification 2006.
- Comments on Hamara Marg (Hazardous Material Road Emergency Mutual Aid and Response Group)
- Para-wise comments regarding National Programme for Prevention and Control of Diabetes, Cardio Vascular Diseases and Stroke.
- Material for Performance Management in Government
- Memorandum of Agreement between Govt. of India, Deptt. of Chemicals & Petrochemicals and State Governments of Andhra Pradesh, West Bengal and Gujarat regarding Setting up of Petroleum, Chemical and Petrochemical Investment Region at Visakhapatnam, Haldia, Dahej and Paradip.
- Comments on the Proposed Amendments to Chemical Accidents (Emergency Planning, Preparedness and Response) Rules, 1996
- Comments on the Challenges of employment in India – An Informal Economic Perspective relating to Observations on Contract Labour and Inspection System.
- Comments on India's Report for the International Convention on Civil and Political Rights.
- Comments on Section 20 of Andhra Pradesh Special Economic Zone, 2005.
- The Action Programme to Operationalise the National Policy on Safety, Health & Environment at Workplace.

- Reply Countrywide Questionnaire on Global Plan on Workers' Health.
- Comments on Action Plan on Seoul Declaration on Safety and Health at Work.
- Comments on UN Convention on the Right of Persons with Disabilities.

4.1.6 Court Cases

Prepared the Status Report of Pending Court Cases filed in Mumbai, Gujarat, Delhi High Courts and Supreme Court and submitted to the Ministry.

4.1.7 Implementation of the Right to Information Act 2005

- The enactment of Right to Information Act, 2005, is a gateway for the citizens to seek information under the control of Public Authority and promote transparency and accountability.
- DGFASLI being one of the Public Authorities, the C.P.I.O. received a total no. of 68 applications during the period January to December, 2009. Information were provided within the stipulated time frame to 65 applications, out of which 44 applications were received under Section 6(3) of the RTI Act and 1 application was rejected under Section 8(1)(h). An amount of Rs.282 was received during the said period as application fees and cost of provision of information in material form.

4.1.8 Ship Breaking

The ship-breaking operations are covered under the provisions of the Factories Act, 1948 and the state factories Rules framed there-under. In addition, considering the hazardous nature of operations and health hazards associated with these operations, the Government of Gujarat has notified a separate schedule under Section 41 of the Factories Act, 1948. The Government of India have also taken special policy level measures as well as promotional activities for ensuring safety, health and welfare of workers employed in ship-breaking operations.

- DGFASLI carried out the radiological study of workers working in the Ship Breaking Industry. 237 workers from 21 ship recycling yards were examined. 13% of the workers were identified to be affected due to Asbestosis and Asbestos related disorders. The affected workers were mostly in the age group of under 40 and duration of employment under 10 years. The study observed 3½ times prevalence rate of asbestosis disease and related disorders as compared to asbestos cement processing workers.



Ship Breaking Industry

4.2 Administration of the Dock Workers (Safety, Health and Welfare) Act, 1986 and Regulation framed there under and the Environment (Protection) Act, 1986 and Rules framed there under:

The Dock workers (Safety, Health and Welfare), Act, 1986 and the Regulations 1990 framed there under cover safety, health and welfare aspects of all the workers engaged in dock work, whether in loading or unloading of cargo on board the ship, alongside it or in transit sheds, warehouses or yard etc., within the port premises including those engaged in chipping and painting of ships. These statutes are in line with ILO Convention No. 152 on Occupational Safety and Health (Dock Work).

Administration of the Act and the Regulations in major ports is carried out by the Ministry of Labour and Employment, through DGFASLI, Mumbai. The Director General is the Chief Inspector of Dock Safety appointed under the Act. The Chief Inspector of Dock Safety is also an authority for enforcement of the Manufacture, Storage and Import of Hazardous Chemicals Rules, 1989 framed under the Environment (Protection) Act, 1986, in the major ports.

The above statutes are enforced by the Inspectors posted at Inspectorate of Dock Safety at all the major ports viz. Mumbai, Kolkata, Chennai, Kandla, Mormugao, New Mangalore, Cochin, Tuticorin, Visakhapatnam, Paradip and Jawaharlal Nehru Port except Ennore where the Inspectorate is yet to be set up. Presently, the enforcement in this Port is carried out by the Inspectors posted in Inspectorate Dock Safety, Chennai. Inspectors also enforce the Marking of Heavy Packages Act, 1951 and Rules framed there under in the major ports.

The main function of the Inspectorates is to ensure the compliance with the provisions under the statutes. The statutory responsibilities of Inspector include inspection of ships, tankers, loose-gears, container-handling equipment, docks, container-yard and terminal, hazardous installations and isolated storages, tanks; carrying out the investigation of accidents (fatal and serious) and dangerous occurrences; prosecution of employers, attending to complaints, providing advisory services and conducting safety promotional activities like training programmes, workshops, celebration of safety week etc.

The Inspectorate also prosecutes the agency responsible for serious violation of any provision of the Act and Regulations framed there under.

4.2.1 The 26th Conference of Inspectors of Dock Safety

The 26th Conference of Dock Safety Inspectors was held on 27th and 28th May 2009 at Cochin Port, Kochi. The objectives of the Conference was to discuss various technical and administrative issues in connection with the administration and enforcement of the Dock Safety Statutes and the Manufacture Storage & Import of Hazardous Chemical Rules, 1989 and amendments thereto and draw suitable action plan for improving system. The Conference was inaugurated by Shri N. Ramchandran Nair, IPS Chairman Cochin Port Trust, Kochi. In his inaugural address he mentioned about the sterling service rendered to the cause of Safety, Health and Welfare by DGFASLI. The key note address was delivered by Shri S.K. Saxena the then Director General. The Conference was attended by 15 Inspectors.



Shri N. Ramchandran Nair, IPS, Chairman Cochin Port Trust and Shri S.K. Saxena, the then Director General and Chief Inspector of Dock Safety, at the inaugural function of 26th Conference of Inspectors of Dock Safety held at Kochi on 27th and 28th May 2009.

4.2.2 1st National Technical meet of the Safety and Health Professionals

The 1st National Technical meet of the Safety and Health Professionals in the Port Sector was organized jointly by DGFASLI and Mumbai Port Trust held from 3.12.2009 to 4.12.2009 in the Conference Hall of Mumbai Port Trust, Mumbai. The objective of the technical meet was to discuss various challenges in terms of cargo handling activities, lifting appliances, plant and machinery, medical examination of dock workers and their health records etc. and also to provide a forum for Safety and Health Professionals to interact with each other and learn from each other's experiences as well as the issues of concern and problems faced by the safety and health professionals in each port. It was inaugurated by Shri Rahul Asthana, I.A.S., Chairman, Mumbai Port Trust, Mumbai. The welcome address was delivered by Shri Shreekant Singh, IAS, Dy. Chairman, Mumbai Port Trust. Shri S.G.Darvhekar, the then Director General and Chief Inspector Dock Safety, DGFASLI delivered the Keynote address. He mentioned that fatal accidents in the Ports is a matter of concern and majority of fatal accidents are caused by the transport equipments, which is a matter of serious concern at national level. During the Technical Meet, Ms. Ingrid Christensen, ILO expert from ILO, New Delhi gave a presentation on Safety and Health in ports highlighting the efforts made by ILO and the code of practice published by ILO on Safety and Health in Ports. Best practices on Safety and Health were also presented by different ports. Total fifty two participants include 50 Safety and Health Professionals from the port sector from all over the country attended the above meet.



Shri Rahul Asthana, I.A.S., Chairman, Mumbai Port Trust, inaugurating the 1st National Technical meet of the Safety and Health Professionals in the Port Sector held from 3.12.2009 to 4.12.2009 in the Conference Hall of Mumbai Port Trust, Mumbai.

4.2.3 Safety week celebrations

Safety week celebrations were held at the Ports of Kolkata, Visakhapatnam Chennai, New Mangalore, Cochin, J.N.Port and Tuticorin. During the celebrations, various safety promotional activities like safety poster competitions, safety quiz contest, first-aid and fire fighting demonstrations and appreciation programmes were organized for benefit of dock workers and their families.

4.3 Safety and Health in Construction Sector:

The Building and Other Construction Workers (Regulation of Employment and Conditions of Service) Act (BOCW Act) was enacted in 1996. The Central Government is the appropriate government for notifying the rules and regulations under the Act as well as the enforcement of the provisions under the said Rules, in respect of establishments in relation to which Central Government is the appropriate government under the Industrial Disputes Act, 1947. In respect of other establishments, the State Government is the appropriate government for notifying the Rules and enforcing the provisions. DGFASLI at the behest of the Ministry of Labour and Employment had done the entire work of drafting the above said Act 1996 as well as framing of the Central Rules of 1998 made thereunder.

The Director General, DGFASLI is a member on the Central Advisory Committee constituted under Rule 10 of the Central Rules of 1998.

Officers from DGFASLI worked as members of Task force constituted for amendment in BOCW Act 1996. DGFASLI made a background paper on amendments to BOCW Act 1996.

DGFASLI was entrusted with the task of processing applications in respect of approval of Competent Persons under Rule 2(j) of the Central Rules, 1998. DGFASLI processed applications for granting competency under the said Rules for the purpose of testing, examination or annealing and certification of lifting appliances, lifting gears, wire ropes or pressure plants and equipment and forwarded the recommendations to the Ministry of Labour and Employment for appointment of competent persons.



Safety in Construction Industry

4.4 Studies and Surveys

(a) **National Studies and Surveys** are undertaken by DGFASLI, in its efforts towards helping the Central Government to ascertain the status of working conditions, safety and health in factories and docks, and to formulate the appropriate standards for inclusion in statutes.

Table 4.1

Sl. No.	National Studies and Surveys undertaken during 2009	Status
1.	Assessment of Capability and Management of Occupational Safety & Health in the States of India. During the year, report of Chhattisgarh was completed and Bihar is under progress.	Under progress
2.	Regional Study on assessment of airborne asbestos chemical contaminants in the work environment of painting operations in Goa	Under progress
3.	Coverage of Manufacturing Units under Section 85 of The Factories Act, 1948	Completed

(b) **State level Studies and Surveys** are undertaken in the State in certain priority areas to ascertain status of Safety Health and Environment at work place.

Table 4.2

Sl. No.	State level Studies and Surveys undertaken during 2009	Status
1	Joint inspection of storage, handling and processing of hazardous chemicals in collaboration with Directorate of Factories & Boilers, Uttarakhand	Completed
2	Diagnostic camp for the confirmation of the Silicosis affected persons at Alirapur, Jhabua district and Kukshi of Madhya Pradesh	Completed
3	Investigation of a multi fatal accident occurred at M/s. Lakhani India Ltd., Faridabad	Completed
5	Investigation of an accident at Balco, Korba in Chhattisgarh	Under Progress
6	Status of Health & work environment in Sugar Industries in U.P.	Under Progress
7	Radiological study of workers in ship-breaking industry at Alang, Gujarat	Completed
8	Joint investigation of an accident at NTPC, Dadri in collaboration with Director of Factories U.P.	Under Progress

4.5 Unit Level Consultancy Studies

Unit level consultancy studies are carried out at the request of the management and reports are submitted for implementation of the recommendations for further improvement in factories concerned. The institute-wise details of these studies are given in **Annexure I**.

Table 4.3

Unit level consultancy studies undertaken during 2009

Sl. No.	Area	No. of Consultancy Studies	
		Completed	Under Progress
1	Safety Audit	10	10
2	Occupational Health	1	-
3	Airborne Contaminants	13	4
4	Noise Level	3	-
5	Ventilation	3	-
6	HAZOP	2	-
7	Safety Audit-MAHC	1	-
8	MCLS	1	-
9	Consequence Analysis	2	-
10	Industrial hygiene	-	1
11	Environmental conditions	5	-
12	Illumination	1	-
13	Vibration study	1	-
14	Heat Stress	2	-
15	Dispersion Modeling	2	-
	Total:	47	15

4.6 Education and Training

DGFASLI organized workshops, seminars, training programmes etc. for the benefit of industries, ports, enforcement officials etc.

4.6.1 Seminars: Seminars are organized on the basis of findings and recommendations of various national studies; unit level studies and surveys; and issues and priorities of national concern. These seminars provide platform for discussing various issues related to safety and health; and recommend national level/ State level/ Unit level action plan in respective area of concern.

Table 4.4

Sl. No.	Seminars conducted during 2009	Venue	Date	Participants
1.	National Seminar on "Best Practices on Occupational Safety and Health in Industries" with Inspectorate of Factories, Assam	Admn. Staff college, Guwahati	09/01/2009	98
2.	National Seminar on "Occupational Safety & Health-Social Relevance in the Global Perspective" with CIF, A.P.	Hyderabad	21-22 /01/2009	400
3.	National Seminar on 'Machine Guarding and Ergonomics'	CLI, Mumbai	23/01/2009	205

4.	National Seminar on "Industrial Safety & Health Culture -Impact on Work Environment"	Indian Chamber of Commerce Kolkata	30/01/2009	100
5.	Dispersion Modeling & Impact Assessment of Major Toxic & Flammable Releases	CLI, Mumbai	04/02/2009	15
6.	Regional seminar on 'Maintenance & Testing of Lifting Tackles"	Chennai	14/03/2009	120
7.	One day Seminar on "Safety in Construction Fire Fighting. Material Handling and Steel Making Process"	RLI, Kolkata	25/03/2009	25
8.	Safety Legislation - Role and Function of Safety Committee in Chemical Safety	Savera Hotel, Chennai	30/03/2009	55
9.	A National Seminar on "Emergency Preparedness and Response Planning in Industries and Service Sectors"	International Hotel, Kochi	26-27 /08/2009	34
10.	A Seminar on "National Policy on Safety, Health and Environment at Workplace – The Way Forward" in collaboration with Indian Chamber of Commerce, Kolkata and Directorate of Factories, Govt. of West Bengal.	Indian Chamber of Commerce, Kolkata.	28/08/2009	95
11.	National Seminar on "Safety Education in India – Challenges & opportunities.	RLI Faridabad	01/09/2009	250
12.	Seminar on " Occupational Safety & Health in Changing Industrial Environment"	Dehradun	26/10/2009	82
13.	International Seminar on "Emerging Trends in Process Safety and Risk Management"	Anna University, Chennai	07-08 /10/2009	240
14.	National Symposium on "Occupational Safety and Health Management systems (OSHMS) - A Self Regulatory Mechanism for Industries".	CLI, Mumbai	1/12/2009	100
15.	National Seminar on "Occupational Safety and Health in Textiles and Engineering Industries".	GCT, Coimbatore	10/12/2009	150
16.	National Seminar on "Sustainable Environment".	VJTI, Mumbai	20/12/2009	80
	Total			1951

Further, to upgrade the technical competence of officers and scientific staff of the organization, 6 Professional Interaction & Update Seminar (PIUS) and 2 Satellite Professional Interaction & Update Seminar (SPIUS) were organized.

Table 4.5

Sl. No.	Professional Interaction & Update Seminar (PIUS)	Date	Participants
1.	Occupational safety and health practices in power generation units	27/01/2009	20
2.	Behavioral Safety in Industries	18/03/2009	40
3.	Posture for Stress & Strain free neck, back and knees - pain management	26/06/2009	50
4.	Emergency Planning and the Brain Storming Exercise	29/06/2009	29
5.	Positive Thinking and Attitude	14/10/2009	52
6.	Professional Up gradation Seminar on Working at Heights - Modern Trends in Rope Access Systems	23/11/2009	37
	Total		228

Table 4.6

Sl.No.	Satellite Professional Interaction Update Seminars (SPIUS)	Date	Participants
1.	Salient Features of the National Policy on OSH	26/03/2009	27
2.	Results Based Management Frame work	25/05/2009	32
	Total		59

4.6.2 Workshops: The workshops are organized to enhance the skills of the participants in dealing with matters connected to safety, health, productivity and environment etc.

Table 4.7

Sl. No.	Workshops conducted during 2009	Participants
1.	Workshop on "Accident Prevention"	26
2.	National Workshop on "Role of Insurance Sector in Promoting Occupational Safety & Health in Industries"	77
3.	Workshop on 'Life Style Management'	11
4.	Workshop on Hazard & Operability Study	7
5.	Training Workshop on Selection & Quality Assurance for Effective Use of Personal Protective Equipment	12
6.	Workshop on Selection & Quality Assurance for Effective use of PPE.	6
7.	Collaborative Workshop with NSC Maharashtra Chapter on "Safety & Health in Ship Building and Ship Repair Industry"	22
8.	National Conference on Competent Persons Role in Strengthening Inspection Mechanism Under Factories Act	145
9.	Workshop on "Positive Culture Building Through Behaviour Based Safety".	35
10.	Training Workshop on Selection & Quality Assurance for Effective Use of Personal Protective Equipment	12
11.	"Higher productivity and better place at work" based on ILO guidelines	256
12.	Medical Examination of Industrial Workers	63
13.	Higher Productivity & Better place to work	27
14.	Higher Productivity & Better place to work	32
15.	Workshops on Innovative Enforcement methods for Inspectors of Factories of Southern states	42
16.	Workshops on Innovative Enforcement methods for Inspectors of Factories of Southern states	49
	Total	822

4.6.3 Professional Programmes: To fulfill the need of qualified Safety officers, and Factory Medical Officers in the industry, the organisation conducts one year Advance Diploma Course in Industrial Safety and three months

“Associate Fellow of Industrial Health” Certificate Course respectively. A one year Advance Diploma Course in Industrial Safety has been started in RLI Faridabad also in 2009. In order to meet the demands of supervisors competent to handle and supervise hazardous processes in industries, a one month certificate course in industrial safety and health was started at CLI Mumbai as well as RLI Kolkata, Kanpur and Chennai.

Table 4.8

Sl.	Professional Programmes- 2009	Programmes	Participants	Organisations
1	Advance Diploma in Industrial Safety	4	157	131
2	AFIH – certificate course in occupational health	2	60	60
3	One-month Certificate Course for Supervisory Personnel in hazardous processes factories	2	37	27
	Total:	8	254	218

4.6.4 Longer Duration Training Programmes: Specialised training programmes are conducted for identified target groups such as Senior Managers, Safety Officers, Factory Medical Officers, Supervisors, Trade Union Officials and Safety Committee members from Industry. Basic course for inspectors of factories who are freshly recruited is conducted to impart technical knowledge and skills in the field of safety and health. In view of the need for inspection of specific industries and Major Accident Hazards units, specialised courses are also conducted for senior inspectors.

Some of the programmes are exclusively conducted for the union-leaders where joint participation of management personnel and union representatives from industries are the special features of some programmes.

The institute-wise details of Longer Duration Training Programmes and Professional Programmes are given in **Annexure-II**.

Table 4.9

Sl. No.	Area and Participant- wise Longer Duration Training Programmes – 2009	Programmes	Participants	Organisations
A.	Inspectors of Factories			
	Basic course	1	19	6
	Refresher course	1	13	5
	Chemical Safety	3	38	22
	MAHC	-	-	-
B.	Management Personnel			
	Refresher course for Medical Officer	1	10	8
	Refresher course for Safety Officer	-	-	-
	Industrial Safety	9	201	123
	Industrial Hygiene	4	36	14
	Industrial Productivity	2	39	12

	Occupational Health	3	53	40
	Industrial Physiology	2	26	7
	Industrial Psychology	4	63	25
	Ergonomics	2	28	5
	Staff Training	3	58	8
	MAHC	2	20	4
	HAZOP	2	34	10
	Construction Safety	3	64	23
	Environmental Pollution	4	41	27
	Hazardous Substances	2	35	20
C.	Trade Union Leaders/Workers/Joint Participation			
	Industrial Safety	4	47	25
	Staff Training	1	21	4
	Chemical Safety	-	-	-
	Indl. Psychology	2	38	4
	Hazardous Substances	1	14	9
	Industrial Productivity	1	8	2
	Occupational Health	1	27	14
	Dock Safety	1	24	10
	Total:	60	924	429

4.6.5 Need Based In-Company Training Programmes: **On the request of managements, various disciplines of DGFASLI conduct in-company need based training programmes for the benefit of cross-section of personnel from respective units. Such programmes are designed after proper identification of needs of the defined target through preliminary discussions with the managements. The institute-wise details of the need-based in - company Training Programmes are given in Annexure – III.**

Table 4.10

Need based In – company Training Programmes conducted during 2009

Sl.No.	Level of Participants	Programmes	Participants	Organisations
1.	Management Personnel	7	157	7
2.	Supervisors	8	176	8
3.	Trade Union Leader/Workers/Joint Participation	5	218	5
	Total	20	551	20

4.6.6 **Short Duration Training Programmes:** DGFASLI also organized short duration (1 – 2 days) training programmes for the benefit of supervisors, workers, and workers representatives from factories. Such programmes are organized in the field of Safety, Health, Hygiene, Psychology, etc. The institute-wise details of Short Duration Training Programmes are given in **Annexure IV.**

Table 4.11

Short Duration Training Programmes conducted in 2009

Sl. No.	Level of Participants	Programmes	Participants	Organisations
1.	Supervisors	-	-	-
2.	Trade Union Leader/ Workers/ Joint Participation	1	22	7
3.	Management Personnel	3	50	25
4.	Students of Educational Institutions	11	290	11
5.	Other Enforcement officers	3	111	13
	Total:	18	473	56

4.6.7 **Appreciation and Promotional Programmes:** Each of the Labour Institutes at Mumbai, Kolkata, Kanpur and Chennai has an Industrial Safety Health and Welfare Centre. There are also half day appreciations programmes conducted at various laboratories and divisions of the organization. During the year, 3187 beneficiaries visited the Industrial Safety, Health and Welfare Centres at CLI Mumbai and RLI Kolkata, Kanpur and Chennai.

Table 4.12

Appreciation and Promotional Programmes conducted in 2009

Sl. No.	Institute	Visitors to	Programmes	Beneficiaries	Organisation
1.	CLI Mumbai	Appreciation Programmes	202	3525	369
		SHW Centre	20	426	20
2.	RLI Kolkata	Appreciation Programmes	61	963	416
		SHW Centre	4	62	44
3.	RLI Chennai	Appreciation Programmes	4	129	4
		SHW Centre	11	366	11
4.	RLI Kanpur	Appreciation Programmes	1	18	1
		SHW Centre	3	78	50
5.	Dock Safety	Appreciation Programmes	-	-	-
		SHW Centre	4	161	4
	Total	Appreciation Programmes	268	4635	790
		SHW Centre	42	1093	129

4.7 Technical Advice:

Technical advice and guidance are provided to industries and port users on various aspects relating to control of hazards, prevention of accidents and occupational diseases, work environment, productivity etc.

4.8 Testing of Personal Protective Equipment

The respiratory and non-respiratory protective equipment testing laboratories at the Central Labour Institute, Mumbai undertake performance tests of canisters, masks, helmets, safety shoes, safety goggles, safety belts, welding glasses etc.

Table 4.13

Personnel Protective Equipment tested in 2009

Sl.No.	Type of Equipment	No. of Equipments tested
1.	Non-Respiratory Equipment	302
2.	Respiratory Equipment	233
	Total:	535

4.9 Approval of Flameproof Electrical Enclosures:

Use of flame/explosion – proof electrical enclosures is mandatory in hazardous units where flammable environment exists. The control on quality of such flameproof electrical enclosures is assured through test methods as stipulated in IS: 2148-2004. DGFASLI is the approving agency for these enclosures for the purposes of the Factories Act. The approvals are issued on the basis of inspection of units manufacturing these equipments and the test reports of recognized Testing Laboratories such as Central Power Research Institute and Central Institute of Mining and Fuel Research.

Table 4.14

Approval of Flameproof Electrical Enclosures during the year 2009	
Applications received	8
Approvals issued	8 manufacturers for 61 flame-proof electrical enclosures
Inspection visits	4 Manufacturing units.

4.10 Talks:

The officers of the organization deliver talks on special topics in programmes organized by outside agencies to disseminate latest technical information with specific reference to national studies, unit level studies, surveys conducted. They are also publishing papers and articles and presenting them in important symposia, workshops and seminars.

Table 4.15

Sl.No.	Institute –wise Talks delivered during 2009	No. of Talks	Participant s	Organisation s
1.	DGFASLI (HQ)*	37	1279	41
2.	Central Labour Institute, Mumbai	11	463	92
3.	Regional Labour Institute, Kolkata	6	126	6
4.	Regional Labour Institute, Chennai	6	260	84
5.	Regional Labour Institute, Kanpur	2	135	63
6.	Regional Labour Institute, Faridabad	0	0	0
	Total:	62	2263	286

* Comprising of Factory Advice Service & Dock Safety Divisions.

4.11 Presentation of Papers/Articles/Reports Publication of Articles/Papers:

The contribution of DGFASLI officers in preparation of papers and articles and presenting/publishing them in important symposia, workshops and seminars are highlighted as under.

Table 4.16

Sl. No	Paper/Article Presented in 2009	Periodicals/Events	Date
1.	"Application of Physiology in Industry"	96th session of Indian Science Congress at North East Hill University at Shillong	3/1/2009
2.	"Application of Ergonomics in Industry"	National Seminar on "Occupational Safety & Health Social Relevance in the Global Perspective" organised by	21/1/2009

		CIF, A.P.	
3.	"Policy and Planning for Formation of OSH Management System in Industries".	Seminar on Industrial Safety & Health Culture-Impact on Work Environment conducted by ICC Kolkata in Collaboration with DGFASLI, Mumbai	30/1/2009
4.	"Safety Initiatives and Planning at Ports, Storage, Handling and Transportation of ingoing / outgoing hazardous goods and chemicals"	Conference on Chemical (Industrial) Disaster Management, Pipelines, Storages and Medical Preparedness organised by National Disaster Management Authority (NDMA) at FICCI, New Delhi	13/2/2009
5.	Indl. Hygiene & Occupational Health in Hydrocarbon Industry	Workshop on Safety, Health & Environment in HC industry organized by Petroleum Federation of India, Loviraj Memorial Trust and Deptt of Chemical Engg . at IIT, Roorkee	22/1/2009
6.	OSH and the Factories Act, 1948	Workshop on Safety, Health & Environment in HC industry organized by Petroleum Federation of India, Loviraj Memorial Trust and Deptt of Chemical Engg . at IIT, Roorkee	22/1/2009
7.	Safety at Workplace	Workshop on "Safety, Health & Environment" at Dabur India Ltd., Narendrapur, Kolkata	3/3/2009
8.	Safety Awareness	Hindustan Uniliver Ltd.	4/3/2009
9.	Accident Investigation & Prevention	Haldia Dock Complex, Haldia	6/3/2009
10	Safety in Material Handling	Seminar on "Electrical Safety & Safety in Material Handling, Dishergarh Power Station, Asansol	20/3/2009
11	Safety management in changing industrial environment	Seminar on " Occupational Safety &Health in Changing Industrial Environment" Dehradun	26/10/2009
12	Application of industrial hygiene practices for the improvement of Industrial Environment	Seminar on " Occupational Safety &Health in Changing Industrial Environment" Dehradun	26/10/2009
13	Lifting Appliances and Lifting Gears - Latest Techniques for Inspection, Examination & Testing	National Conference on Competent Persons Role in Strengthening Inspection Mechanism under factories, Goa	30/10/2009
14	Regulatory Perspective of Process Safety & Risk Management in India- Current Thinking	International Seminar on Emerging Trends in Process Safety and Risk Management, Anna University, Chennai	8/10/2009
15	Industrial risk Insurance Management-A Tool for Enhancing Occupational Safety and Health in Industries	GLOGIFT Conference, NITIE, Mumbai	13/11/2009
16	DGFASLI Perspectives Vis-à-vis Disaster Management	Second India Disaster Management Congress organised by National Institute of Disaster Management at New Delhi.	5/11/2009
17	"Occupational Health Scenario in India"	Plenary Session-II-WHO-ILO-Ministry of Labour Session, New Delhi	17/12/2009
18	"Review of Regulatory requirements of OSH in India"	Indo-German Workshop organised by the National Safety Council, Mumbai West End Hotel, Mumbai	11/12/2009
19	Dock Safety Statutes	1st National Technical Meet for Safety & Health	4/12/2009

		professionals for port sector at Mumbai	
20	Status of O.S.H. in Port Sector.	1st National Technical Meet for Safety & Health professionals for port sector at Mumbai	3/12/2009
21	Electrical Safety	National Seminar on "OSH in Textiles and Engineering Industries GCT, Coimbatore.	10/12/2009
22	Manual Material Handling	National Seminar on "OSH in Textiles and Engineering Industries GCT, Coimbatore.	10/12/2009
23	"Environmental Emergencies from Industries" with special reference to conditions around Mumbai	One day National Seminar on Sustainable Environment at VJTI, Matunga, Mumbai.	20/12/2009
24	Operationalisation of the National Policy on SHE at Workplace	Seminar on National Policy on OSHE a Way forward conducted by the Indian Chamber of Commerce, Kolkata	28/8/2009

Table 4.17

Sl.No.	Papers/Articles Published in 2009	Periodical/Events
1.	Policy, Legal and Statutory framework on Industrial Safety and Health	INDOSHNEWS VOL.13 NO.3
2.	Strategy of DGFASLI in accomplishing Industrial Safety & Health: Vision 2020	INDOSHNEWS VOL.13 NO.3
3.	Enhancing Safety Culture by Implementation of Designed Safety Education Programme	INDOSHNEWS VOL.14 No. 1
4.	Emergency Planning - On site and Off site	INDOSHNEWS VOL.14 No. 1
5.	Contribution of Insurance in Industrial Safety & Health	INDOSHNEWS VOL.14 No. 2
6.	Safety Management Concepts & Realities	INDOSHNEWS VOL.14 No. 2

4.12 CIS National Centre for India:

As a CIS National Centre for India CLI provides information and services on:

- Microfiche reference
- Awareness on current events
- Information access through CD-ROMs of ILO, WHO, etc.
- MSDS
- DISPERSION MODELS

4.13 INDOSHNEWS Newsletter:

In order to create Safety and Health awareness and to project the services offered by the organisation and its achievements DGFASLI brings out a Quarterly newsletter "INDOSHNEWS". This quarterly newsletter is intended to reach to the people round the globe and bring about awareness in matters related to safety and health, highlight important issues, latest developments, current events in the area of safety and health. During 2009, three volumes of INDOSHNEWS were brought out.

4.14 DGFASLI website:

The DGFASLI website www.dgfasli.nic.in is a source of information on various safety and health related matters. The website was launched in January 2001. The website contains database on abstract on OS&H studies, reports; information on advisory services rendered by DGFASLI in the area of testing of respiratory and non-respiratory personal protective equipment, flame proof equipment approval, material safety data sheets and National Referral

Diagnostic Centre, etc. The INDOSHNEWS newsletters of DGFASLI are also available on the website. The training programme calendar for all the labour institutes, announcement on National Safety Awards & Vishwakarma Rashtriya Puraskar awards, AFIH course, Diploma Course in Industrial Safety along with the application forms are available on the website. The website enables users to access other useful websites related to safety and health and get the national directory of organisation-profile of agencies engaged in the field of safety and health. The website also contains the text of the Factories Act, 1948 and the Model Rules framed there under and also the Dock Workers (Safety, Health and Welfare) Act, 1986 etc. Statistics of Factories, Docks, List of Chief Inspectors of Factories, List of Dock Safety Inspectorates are also available.

5 Important events organized in 2009

The brief details of some of the important seminars, workshops, conferences, etc. organized in 2009 are given below:

1. As a part of the celebration of the year 2008-09 as the year of Industrial Safety & Health, a **National Seminar on 'Best Practices on Occupational Safety & Health in Industries'** was organized by DGFASLI, Mumbai in association with the Inspectorate of Factories, Govt. of Assam on 9th January, 2009 at the Assam Administrative Staff College Guwahati. The seminar was formally inaugurated by the Chief Guest, Shri S.Krishnan, IAS. In his inauguration speech, Shri S.Krishnan, IAS explained on the needs of such type of seminars for promotion of better work environment Shri S.K.Saxena the then Director General, DGFASLI, released the souvenir published on the occasion. Shri K.K.Mittal, IAS, Commissioner & Secretary to the govt. of Assam, Labour & Employment Department also graced the seminar besides 98 dignitaries & delegates from 74 organisation participated in the seminar.
2. A **tripartite national seminar on Societal Relevance in The Global Perspective** was held at Hyderabad on 21st and 22nd January, 2009. The seminar was attended by about 400 delegates from various States and Industries from Andhra Pradesh, Officers from both Central and State Governments. In the welcome address, Shri R. Koteswara Rao highlighted the importance and need for an appropriate OSH plans and also spoke about the prevention of occupational hazards through various awareness campaigns. Shri Bhanwarlal IAS, Principal Secretary to Government, Labour, Employment, Training and Factories Department, Government of Andhra Pradesh called for various steps to identify and monitor occupational health hazards in order to create a safe work environment. He also inaugurated a model Industrial Emergency Response Centre and released a Book on Static Electricity for the benefit of the delegates and other industries of Andhra Pradesh and other States. Shri S.K. Saxena, Director General, DGFASLI delivered the keynote address.



The tripartite national seminar on Societal Relevance in The Global Perspective being held at Hyderabad on 21st and 22nd January, 2009.

3. **A National seminar on “Machine guarding & Ergonomics”** under plan on 23rd January, 2009 at CLI, Mumbai. The seminar was attended by 205 Plant Engineers, Safety Officers, Trade Union representatives, Engineering Industry and others. It was inaugurated by Prof D.P.Agrawal, Chairman, UPSC, New Delhi. The objectives was to promote the safe use of Guards and application of Ergonomics in workplaces.



D.P.Agrawal, Chairman, UPSC inaugurating the National seminar on “Machine guarding & Ergonomics” on 23rd January, 2009 at CLI, Mumbai

4. **A Seminar on ‘Industrial Safety & Health Culture – Impact on Work Environment’** was held on 30th January, 2009 at Indian Chamber of Commerce (ICC), Kolkata premises was organized by ICC Kolkata in collaboration with DGFASLI, Ministry of Labour & Employment, Govt. of India and Directorate of Factories, Govt. of West Bengal. The objective of the seminar was for celebration of the year 2008 – as the year of Industrial Safety & Health to commemorate the completion of sixty years of enactment of the Factories Act, 1948 declared by the Government of India, Ministry of Labour & Employment. The seminar was formally inaugurated by the Chief Guest, Shri Trilochan Singh, IAS, Principal Secretary, labour & Employment, Govt. of West Bengal. In his inaugural speech, Shri Singh explained about the safety & health scenario in industries of the West Bengal. He briefed about the various ongoing and future programmes for improvement of industries and rehabilitation of child labour in West Bengal Government. He supported the need of such type of seminars for promotion of better work environment. The Seminar was attended by Shri R.P. Chakraborti, Chief Inspector of Factories, Government of West Bengal, Shri Rajeev Singh, Secretary General, ICC, Shri Samar Chakraborti, Secretary General, INTUC, Advisory Member of National Productivity & Safety Council, Shri N.K.Chatterjee, Advisor (HR), Secretary General, ICC, Kolkata besides 95 dignitaries & delegates from 65 organisation attended in the seminar. The key note address was deliberated by Dr.A.K. Chakrabarti, Deputy Director General, DGFASLI, Mumbai.
5. **A State level Seminar on Safety & Health in Workplace Environment** in association with CIF & Boilers, Puducherry on 6th February, 2009 at Puducherry. The seminar was attended by 120 Executives from all over State. It was inaugurated by Shri Kandasamy, Hon’ble Minister of Labour, Government of Puducherry. The objectives of the seminar was to promote safety & health in Workplace environment.

6. A three tier programme was organized on 9th February, 2009 which included mini convocation for 2008-batch, conducting of a **workshop on "Medical Examination of Industrial Workers"** and celebrating the **52nd institute day** at Central Labour Institute, Mumbai. The programme was inaugurated by Shri. S.K. Saxena, Director General. Dr. T.K. Joshi, Director, Centre for Occupational & Environmental Health, Maulana Azad Medical College, New Delhi, Dr. S.R.Pingle, Vice President (Occ. Health), Reliance Industries Ltd., Patalganga and Dr. R.B.Raidas, Director (Medical), Central Labour Institute, Mumbai discussed on the subject of occupational health in industries. The delegates included 125 AFIH doctors, the officers and staff of Central Labour Institute, DGFASLI, Inspectorate of Dock Safety, PAO, CPWD, CGHS and the ex-employees of the organization were the special invitees during the celebrations. The about 300 participants attended the programme.



AFIH Certificates being awarded to the 2008 batch qualified Medical Officers on the day of the Institute Day celebration on 9th February, 2009 at Central Labour Institute, Mumbai

7. **The Regional Labour Institute, Faridabad** was inaugurated on the 10th February, 2009 by Hon'ble Minister of state for Labour & Employment (Independent Charge) Shri Oscar Fernandes in the presence of Shri A.C.Chudhari, Hon'ble Minister of Labour & Employment, Govt. of Haryana and Smt. Sudha Pillai, IAS, Secretary, Ministry of Labour & Employment, Govt. of India and other dignitaries present on the occasion. Shri S.K. Saxena, Director General, DGFASLI gave the welcome address. Smt. Sudha Pillai, Secretary to the Govt. of India, Minister for Labour & Employment, delivered the keynote address on this occasion. She mentioned that establishment of RLI in the industrial city of Faridabad; Haryana will go a long way in further strengthening of DGFASLI. Shri A.C. Choudhary, Hon'ble Minister for Labour & Employment, Govt. of Haryana delivered the Presidential Address on this Occasion.

The inaugural address was followed by Release of Meghdoot Post Cards, release of SMSs on Industrial Safety and Health for mass awareness, Release of Posters on Industrial Safety and Health and Screening of a Film "Beware of Asbestos" a documentary film on OSH produced by DGFASLI in association with Films Division of India. A national drive to send Safety messages in Hindi and English in the form of SMSs to one crore Mobile users of BSNL network all over India was undertaken.



Shri Oscar Fernandes, Hon'ble Minister of State for Labour & Employment (Independent Charge) inaugurating Regional Labour Institute, Faridabad on 10th February, 2009 in the presence of Shri A.C. Choudhary, Hon'ble Minister for Labour & Employment, Govt. of Haryana.

8. **The 6th National Conference on "Occupational Safety, Health & Environment"** was organized on 20th February, 2009 by Inspectorate of Factories and Boilers, Government of Goa and DGFASLI, Ministry of Labour and Employment, Government of India and Green Triangle Society (GTS), Panjim, Goa at Hotel Mandovi, Goa. Shri Eduardo Faleiro, Commissioner for NRI Affairs, Government of Goa inaugurated the Conference by Traditional Lighting of Lamp. Shri V. K. Jha, Secretary (Factories & Boilers), Government of Goa in his address stated that the corporate factories should take equal responsibilities to eliminate poverty in society. The Theme of the OSHE Conference was "Vision 2020, Challenges & Strategies". Around 150 delegates from 120 different organizations participated in the National Conference.



The 6th National Conference on "Occupational Safety, Health & Environment" being inaugurated on 20th February, 2009 by Shri Eduardo Faleiro, Commissioner for NRI Affairs, Government of Goa at Panjim, Goa.

9. A **Workshop on “Role of Insurance Sector in Occupational Safety & Health in Industries”** was held at Central Labour Institute, Mumbai on the 23rd February, 2009. The objective of the workshop was to review the existing status of insurance covering safety & health of workmen in industries and identify the strategies to improve upon the scope & methodology of existing system to ensure safety & health of employees.



Shri S. K. Srivastava , IAS Additional Secretary, Ministry of labour and employment inaugurating the Workshop on “Role of Insurance Sector in Occupational Safety & Health in Industries” at Central Labour Institute, Mumbai on the 23rd February, 2009.

9. A **Southern Regional Seminar on Maintenance & Testing of Lifting Tackles** was held on 14th March, 2009 at Hotel Comfort Inn Merina Towers, Egmore in association with Madras Hard Tools Pvt. Ltd., Chennai. The seminar was attended by 130 industry representatives. It was inaugurated by Shri M. Ali Akbar, Managing Director, Madras Hard Tools, Chennai. The objectives of the seminar was to promote the safe use and maintenance of Lifting Tackles in industries.
10. A **Seminar on Safety Legislations-Role and function of Safety Committee in Chemical Industry** was held on 30th March, 2009 & 31.3.2009 at Hotel Savera, Mylapore, Chennai in association with Indian Chemical Council, Chennai. The seminar was attended by 53 industry representatives. It was inaugurated by Shri S. Velumani, CMD, Ennore Port Trust, Chennai. The objectives of the seminar was to emphasize the Role & function of Safety Committee members in Chemical Industries.

A **Seminar on “National Policy on Safety, Health and Environment at Workplace – The Way Forward”** was held on 28th August, 2009 at Indian Chamber of Commerce (ICC), Kolkata. and Directorate of Factories, Govt. of West Bengal.

11. A **Seminar on “National Policy on Safety, Health and Environment at Workplace – The Way Forward”** was held on 28th August, 2009 at Indian Chamber of Commerce (ICC), Kolkata. The Seminar was organized by ICC Kolkata in collaboration with DGFASLI, Ministry of Labour & Employment, Govt. of India and Directorate of Factories, Govt. of West Bengal. The objective of the seminar was to enhance awareness about National Policy on Safety, Health & Environment at Workplace declared by the government of India, Ministry of Labour & Employment. The seminar was formally inaugurated by Dr. A.K.Chakrabarti, Deputy Director General, DGFASLI, Mumbai. Shri Vishambhar Saran, President, ICC Dr. A.K. Chakrabarti, Deputy Director General, DGFASLI, Mumbai, Shri R.P. Chakrabarti, Chief of

Factories, Government of West Bengal, Shri Rajeev Singh, Secretary General, ICC, Shri Samar Chakraborti, Secretary General, INTUC, Advisory Member of National Productivity & Safety Council, Shri N.K. Chatterjee, Advisor (HR), Secretary general, ICC, Kolkata graced the seminar besides 95 dignitaries & delegates from 65 organizations.

12. **A National Seminar on “Emergency Preparedness and Response Planning in Industries and Service Sectors”** was held on 26th & 27th August, 2009 at International Hotel, Kochi. The seminar was attended by 34 Managers, Supervisors from 25 organisations. It was inaugurated by Mr. Sukumaran Nair, Special Secretary to Chief Minister of Kerala, Government of Kerala. The seminar was designated to cover various aspects of on-site and off-site emergency planning and response procedures in industries and service sector.
13. A seminar on **Safety & Health in Ship Building and Ship Repair Industry** was held on 31st August, 2009 – 4th September, 2009 at CLI, Mumbai in Collaboration with NSC. The seminar was attended by 22 Supervisors from 10 organisations. The objectives was to assist this sector to understand Safety & Health issues and to provide preventive Mechanism.
14. **A Workshop on Innovative Enforcement methods for Inspectors of Factories of Southern states** was held on 4th September, 2009 at RLI, Chennai. The seminar was attended by 42 Inspectors from Southern States. It was inaugurated by Shri S. Raghunathan, Chief Inspector of Factories Tamil Nadu. The objective of the seminar was to find innovative methods for effective enforcement.
15. **A Workshop on Innovative Enforcement methods for Inspectors of Factories of Southern states** was held on 18th September, 2009 at RLI, Chennai. The seminar was attended by 49 Inspectors from Southern States. It was inaugurated by Shri S.Raghunathan, Chief Inspector of Factories Tamil Nadu. The objective of the seminar was to find innovative methods for effective enforcement.
16. **An International Seminar on “Emerging Trends in Process Safety and Risk Management”** was held on 7th & 8th October, 2009 at Anna University, Chennai. The seminar was attended by 240 Managers, Supervisors from 190 organisations. It was inaugurated by Mr. Prabhakar Rao, IAS, Principal Secretary to Govt. of Tamil Nadu, Labour & Employment and Dr. Mannar Jawahar, Vice Chancellor, Anna University, Chennai. The objective of the seminar was to focus on emerging trends in process safety and risk management in chemical and other process industries for their safe and effective functioning by bringing international and national experts together.
17. **A National Symposium on “Occupational Safety and Health Management Systems (OSHMS) – Self regulatory Mechanism for Industries”** was held on 1st December, 2009 at CLI, Mumbai. The seminar was attended by 100 Managers, Safety Professional, Supervisors from 100 organisations. It was inaugurated by Shri S.G.Darvhekar, Director General, DGFASLI, Mumbai. The objective of the seminar was to deliberate on various guideline, standards and simulation models for effective implementation of occupational safety and health management systems in industries as self regulatory mechanism.

18. **A workshop on “Positive Culture Building through Behavior Based Safety”** was held on 2nd December, 2009 at West End Hotel Mumbai. The seminar was attended by 35 Managers and Sr. Managers from 35 organisations. It was inaugurated by Shri S.G.Darvhekar, Director General, DGFASLI, Mumbai. The objectives of the seminar was to build positive culture among industrial community through the implementation of behavior based safety in industries.

19. **A National Seminar on “Occupational Safety and Health in Textiles and Engineering Industries”** was held on 10th & 11th December, 2009 at G.C.T. Coimbatore. The seminar was attended by 150 Managers, Supervisors, Competent persons & Academicians from 150 organisations. It was inaugurated by Shri S.G.Darvhekar, Director General, DGFASLI, Mumbai. The objective of the seminar was to cover various areas of occupational safety and health in textiles and engineering industries.

20. **A one day National Seminar on “Sustainable Environment”** was organized jointly by Veermata Jijabai Technological Institute (VJTI), Matunga, Mumbai and Central Labour Institute, Mumbai on 20th December, 2009 at VJTI, Matunga, Mumbai. The Seminar was inaugurated with Key Note address by Shri Rajendra Singh, a renowned Environment Activist from Rajasthan. The main focus of the seminar was on Sustainable environment, Environment changes, Conservation & Recycling of water, Environmental friendly best practices, Environmental impact assessment, Environmental problems related with metros and satellite townships and Environment legislation. The Seminar was attended by 80 delegates from 60 organizations consisting of environmental social workers, professors, scientists, Government officials, executives from industries, consultants etc. A Water Conservation & Recycling Exhibition was also arranged by the Municipal Corporation of Greater Mumbai.

6 Safety Awards

To appreciate the contribution made by the factories and docks towards producing quality goods and providing efficient services in safe and healthy conditions the following awards are being given.

6.1 Prime Minister's Shram Awards (PMSA):

The Prime Minister's Shram Awards (PMSA) were instituted in 1985, for the workers (as defined in Industrial Disputes Act, 1947) in recognition of their outstanding contributions in organizations both in public and private sector and who have distinguished record of performance, devotion to duty of a high order, specific contribution in the field of productivity, proven innovative abilities, presence of mind and exceptional courage and also to the workmen who have made supreme sacrifice of laying down their lives in the conscientious discharge of their duties.

It has been decided from the year 2004 onwards that the private sectors shall also be included within the ambit of Prime Minister's Shram Awards and the workers in the private sector units employing 500 or more workers and engaged in manufacturing and productive processes will be eligible to apply for these awards. The number of awards has been increased from 17 to 33. The awards, in order of sequence are Shram Ratna, Shram Bhushan, Shram Vir/Veerangana and Shram Shri/Devi. The recognition consists of a Sanad and cash award of Rs. Two lakh (1 award), Rs. One lakh (4 awards), Rs. 60,000 (12 awards) and Rs. 40,000 (16 awards) respectively.

Vishwakarma Rashtriya Puraskar & National Safety Awards:

The DGFASLI on behalf of the Ministry of Labour and Employment has been implementing the Vishwakarma Rashtriya Puraskar (VRP) (earlier known as Shram Vir National Awards) and the National Safety Awards scheme since 1965. These schemes were modified in 1971, 1978 and again in 2007. The schemes presently in operation are as follow:

(i) Vishwakarma Rashtriya Puraskar: It is designed to give recognition at the national level to outstanding suggestions resulting in (i) higher productivity (ii) improvement in safety and working conditions (iii) savings in foreign exchange (import substitution as well as quality and safety of products), (iv) improvement in overall efficiency of the establishments. It covers workers employed in factories and docks. The prizes are grouped in three classes i.e. CLASS (A) – 5, CASH AWARD OF RS.75,000/- EACH, CLASS (B) - 8, CASH AWARD OF RS.50,000/- EACH AND CLASS(C) – 15, CASH AWARD OF RS.25,000/- EACH. These awards are applicable to the workers of Industrial establishments covered under the Factories Act, 1948, the employees covered under the Dock Worker (Safety, Health and Welfare) Act 1986, the Building and Other Construction Workers (Regulation of Employment and Conditions of Service) Act, 1996 and Installations under Atomic Energy Regulatory Board (AERB).

(ii) National Safety Awards: National Safety Awards are given in recognition of outstanding safety performance on the part of the industrial establishments covered under the Factories Act 1948, the employers covered under the Dock Worker (Safety, Health and Welfare) Act 1986, the Building and Other Construction Workers (Regulation of Employment and Conditions of Service) Act, 1996 and Installations under Atomic Energy Regulatory Board (AERB).

Shields and Citation Certificates are awarded to Winners and Runners Up. Schemes I to X are meant for factories, construction sites and nuclear Installations and Schemes XI and XII are for Ports.

Achievement in 2009: The Awards presentation function for Vishwakarma Rashtriya Puraskar and National Safety Awards for the Performance year 2007 was held on 17.09.2009 at Vigyan Bhavan, New Delhi and the awards were presented by the Hon'ble Minister of Labour & Employment, Shri Mallikarjun Kharge. Total 146 applications were received for Vishwakarma Rashtriya Puraskar-2007, out of which 28 applications were adjudged for granting of awards. The 119 workers have shared these 28 awards. Total 331 applications were received for National Safety Awards, out of which 101 applications have been adjudged for granting of awards. These awards were presented to 60 winners & 41 runners-up under the different schemes.

Table 6.1

Applications received for Vishwakarma Rashtriya Puraskar and the number of awards given during the last 5 Performance years

Performance Year	Applications	Awards
2003	246	28
2004	249	28
2005	221	28
2006	177	28
2007	146	28

Table 6.2

Estimated annual savings resulting from the suggestions during the last 5 years

Performance Year	Savings in Indian Currency in Rupees		Savings in Foreign Currency in Rupees	
	Recurring	Non-Recurring	Recurring	Non-Recurring
2003	150,58,61,000	506,91,00,000	834,29,80,600	237,85,13,600
2004	230,28,74,300	12,24,04,900	172,22,59,700	6,15,71,100
2005	47,25,19,700	21,47,25,000	4,72,25,000	82,50,000
2006	91,72,45,000	3,04,12,000	3,02,40,000	83,40,000
2007	4,63,01,051	79,42,285	85,16,560	4,48,12,646

Table 6.3

National Safety Awards under different schemes for the period 2003– 2007

Performance Year	National Safety Awards	SCHEMES											
		I	II	III	IV	V	VI	VII	VIII	IX	X	XI	XII
2003	Applications	135	107	26	24	24	19	31	30	4	1		
	Awards	26	18	11	13	9	8	9	10	--	1		
2004	Applications	112	42	28	27	29	25	27	29	3	3		

Standard Reference Note 2009

	Awards	26	29	11	12	10	9	10	11	--	--		
2005	Applications	73	36	26	27	32	34	31	29	--	--		
	Awards	23	14	09	10	10	10	10	09				
2006	Applications	73	36	26	27	32	34	31	29	1	1		
	Awards	33	18	24	12	26	8	24	7	1	1		
2007	Applications	66	32	31	29	30	32	45	48	7	9	1	1
	Awards	26	17	10	11	7	7	8	8	2	3	1	1



Shri Mallikarjun Kharge, the Hon'ble Minister of Labour & Employment inaugurating the Vishwakarma Rashtriya Puraskar and National Safety Awards function for the Performance year 2007 on 17.09.2009 at Vigvan Bhavan, New Delhi.



Vishwakarma Rashtriya National Safety Award Performance year 2007

Shri Mallikarjun Kharge Minister of Labour & Employment distributing the Vishwakarma Puraskar for the Performance year 2007

Shri Mallikarjun Kharge, the Hon'ble Minister of Labour & Employment with awardees of Vishwakarma Rashtriya Puraskar and National Safety Awards for the Performance year 2007



7 Human Resource Development

The officers of the Organisation are deputed to the programmes organised by various agencies within the country and abroad, for their exposure to the latest technical developments that are taking place in the field of Industrial Safety and Health. The details of such participation during the year are given below:

Table: 7.1

Sl.No.	International Programmes attended by officers of DGFASLI in 2009	Period	No. of officers trained
1	Field visit under ILO's Factory Improvement Programme (FIP) at Vietnam	12-15 Apr.	1

Table: 7.2

Sl. No.	National Programmes attended by officers of DGFASLI in 2009	Period	No. of officers trained
1	Seminar on "Risk Analysis" at Chennai	19 Dec.08	5
2	Awareness on Chemical Weapon Convention at Chennai	27 Dec.08	3
3	Workshop on "Silica Dust: Diseases and Management" at NIOH, Ahmedabad	15~17 Jan.	1
4	Seminar on Presentation skills at ISTM, New Delhi.	22~23 Sep	1
5	Training Course on "Knowledge management" at ISTM, New Delhi.	14~15 Sep	1
6	Training Programme on "Sustainable enterprise promotion through good workplace practices and human resource management conducted by ILO. New Delhi	26~30 Oct.	1
7	GLOGIFT Conference held at NITIE, Mumbai	12~13 Nov.	1
8	International Conference on "Preventing Emerging Occupational and Environmental Risk in South Asia" held at Maulana Azad Medical College, New Delhi	17~19 Dec.	4
9	One-day workshop on "Pro-active Contract Labour Management" by Indian Chamber of Commerce Kolkata at Hotel Hindustan International, Kolkata	19 Dec.	1
10	Performance Management in Govt. held at MOL & E, New Delhi	4 May	2
11	Sensitization Workshop on Prevention of HIV/AIDS and the World of work held at V.V.Giri National Labour Institute, NOIDA.	27~28 Apr	7
12	"National Policy on Safety, Health and Environment at Workplace - A Way forward" held at ICC Premises, Kolkata	27~29 Aug.	5
13	2nd Conference on Safety & Security of Chemicals, Petroleum, etc. organized by FICCI & other organization at Chennai	12~13 Aug	1

8 Occupational Safety and Health in Factories

8.1 The statistics of factories is collected and compiled by the Labour Bureau on the basis of the Annual Returns/Reports in respect of the Factories Act 1948, furnished by various States and Union Territories. The information relating to occupational injuries in factories given in this chapter in table 8.1 to 8.5 and Chart 8.1 to 8.2 is based on the statistics provided by **Labour Bureau** up to the year 2005.

Profile of Industrial Injuries in Factories

8.2 Under the Factories Act, 1948, injuries resulting from industrial accidents, by reasons of which the person injured is prevented from attending to work for a period of 48 hours or more immediately following the accident, are recorded. The important indices on injuries are Frequency Rate (FR) and Incidence Rate (IR). The Frequency Rate is defined as number of total injuries per 1, 00,000 man-days worked. The Incidence Rate is the number of injuries per 1000 workers employed in the factories.

All India Industrial Injuries and Rates:

8.3 The statistics of number of working factories, employment therein, number of fatal and non-fatal injuries and their rates for the years 2001-2005 are given in table 8.1 to the extent available from Labour Bureau.

As per the statistics given in table 8.1, the total industrial injuries have decreased from 28364 in 2001 to 14795 in 2005. The frequency rate and incidence rate of total injuries show a declining trend from 2002.

The fatal injuries decreased from 627 in 2001 to 613 in 2005. The frequency rate and incidence rate of fatal injuries show a declining trend from 2002.

The state-wise frequency rate of injuries and incidence rate of injuries are given in the table 8.3 and 8.4 respectively. Further, industry wise injuries and their incidence rate are given in table 8.5

Table: 8.1

Statistics of Employment, Industrial Injuries, etc. in Factories

Year	No. of Working Factories	Estimated Average daily Employment (in thousands)	Industrial Injuries		Frequency Rate of injuries per lakh Man-days worked		Incidence Rate of injuries per thousand Workers Employed in Factories Submitting Return	
			Fatal	Total	Fatal	Total	Fatal	Total
1	2	3	4	5	6	7	8	9
2001	144800	5733	627	28364	0.07	3.24	0.19	8.67
2002	141085	6330	540	20453	0.13	4.88	0.16	6.14
2003	111895	4927	525	16432	0.08	2.50	0.11	3.33
2004	158991	6802	562	15020	0.05	1.33	0.08	2.21
2005(P)	175341	7180	613	14795	0.05	1.26	0.09	2.07

Note: Data is based on the returns received under Factories Act. 1948 from States/UTs.

(P) : Provisional

Source: Data received from Labour Bureau through correspondence dated 18.2.2010.

Limitations of the data as stated by Labour Bureau Chandigarh:

1 Figures for 2001 excludes A & N, Arunachal Pradesh, Bihar, Chhattisgarh, Dadra & Nagar Haveli, Himachal Pradesh, Jammu & Kashmir, Jharkhand., Lakshadweep, Manipur, Meghalaya, Mizoram, Nagaland, Sikkim, U.P., Uttaranchal and West Bengal, ,

2 Figures for 2002 excludes Arunachal Pradesh, Bihar, Chhattisgarh, Dadra & Nagar Haveli, Delhi Gujarat, Himachal Pradesh, Jammu & Kashmir, Jharkhand, Kerala,, Lakshadweep, Manipur, Mizoram, Meghalaya,,Nagaland, Sikkim, U.P., Uttaranchal and West Bengal, ,

3 Figures for 2003 excludes Arunachal Pradesh, Bihar, Chhattisgarh, Dadra & Nagar Haveli, Delhi Gujarat, Himachal Pradesh, Jammu & Kashmir, Jharkhand, Kerala,, Lakshadweep, Manipur, Mizoram, Meghalaya,,Nagaland, Sikkim, Tamil Nadu, U.P., Uttaranchal and West Bengal.

4 Figures for 2004 excludes A & N, Arunachal Pradesh, Bihar, Chhattisgarh, Dadra & Nagar Haveli, Delhi, Gujarat, Himachal Pradesh, Jammu & Kashmir, Lakshadweep, Manipur, Mizoram, Nagaland, Pondicherry, Sikkim, Uttar Pradesh, Uttaranchal and West Bengal,

5 Figures for 2005 (P) excludes A & N, Arunachal Pradesh, Bihar, Chhattisgarh, Dadra & Nagar Haveli, Delhi, Gujarat, Himachal Pradesh, Jammu & Kashmir, Lakshadweep, Manipur, Mizoram, Nagaland, Pondicherry, Sikkim, Uttar Pradesh, Uttaranchal and West Bengal,

The Number of injuries has been given on the basis of notices of accidents whereas the rates have been worked out on the basis of Annual Return.

Table 8.2

State-Wise Total Number of Industrial Injuries In Factories (2001 – 2005)

States/Union Territory	2001	2002	2003	2004	2005(P)
Andaman & Nicobar	NA	37(-)	53(-)	NA	NA
Andhra Pradesh	3010(118)	2316(99)	1976(100)	1911(91)	1822(139)
Arunachal Pradesh	NA	NA	NA	NA	NA
Assam	149(15)	62(11)	65(6)	78(12)	51(5)
Bihar	NA	NA	NA	NA	42(7)
Chandigarh	4(-)	5(-)	81(11)	3(-)	2(1)
Chhattisgarh	NA	NA	NA	NA	NA
Dadra Nagar Haveli	NA	NA	NA	NA	NA
Delhi	28(6)	NA	NA	NA	NA
Goa	142(4)	185(13)	145(3)	166(12)	203(16)
Gujarat	6417(175)	NA	NA	NA	NA
Haryana	NA	245(34)	181(25)	198(64)	272(38)
Himachal Pradesh	NA	NA	NA	NA	NA
Jammu Kashmir	NA	NA	NA	NA	NA
Jharkhand	NA	NA	NA	NA	218(21)
Karnataka	NA	2132(44)	2013(50)	1262(45)	1425(37)
Kerala	NA	NA	NA	305(9)	971(18)
Lakshadweep	NA	NA	NA	NA	NA
Madhya Pradesh	2232(32)	1947(49)	2065(48)	1525(29)	1188(40)
Maharashtra	9679(178)	7616(150)	6416(159)	5479(161)	4680(143)
Manipur	NA	NA	NA	NA	NA
Meghalaya	NA	NA	NA	9(-)	1(-)
Mizoram	NA	NA	NA	NA	NA
Nagaland	NA	NA	NA	NA	NA
Orissa	812(20)	709(34)	700(49)	694(40)	615(37)
Pondicherry	592(4)	559(5)	581(8)	NA	NA
Punjab	492(5)	458(8)	404(7)	199(7)	331(7)
Rajasthan	2555(33)	1997(57)	1748(58)	1286(52)	1326(52)
Sikkim	NA	NA	NA	NA	NA
Tamil Nadu	2245(37)	2172(36)	NA	1928(40)	1624(50)
Tripura	7(NA)	5(-)	4(1)	3(-)	5(2)
Uttar Pradesh	NA	NA	NA	NA	NA
Uttaranchal	NA	NA	NA	NA	NA
West Bengal	NA	NA	NA	NA	NA
Total:	28364(627)	20453(540)	16432(525)	15020(562)	14734(606)

Note: (i) NA = Not Available, (ii) - = Nil, (iii) Figures in brackets pertain to "Fatalities" and are included in the total, (iv) P = Provisional. (iv) **For limitations of data refer note of Table 8.1**

Table: 8.3

State-wise Frequency Rates of Industrial Injuries in Factories during 2001-2005					
State/UTs	2001	2002	2003	2004	2005(P)
Andaman & Nicobar	NA	1.70 (-)	4.17(-)	NA	NA
Andhra Pradesh	3.39 (0.13)	2.16 (0.09)	1.93 (0.10)	1.73(0.08)	1.61(0.12)
Arunachal Pradesh	NA	NA	NA	NA	NA
Assam	1.69 (0.17)	0.52 (0.09)	1.61(0.06)	0.78(0.12)	0.46(0.04)
Bihar	NA	NA	NA	NA	NA
Chandigarh	0.22 (-)	0.12 (-)	2.15(0.29)	0.09(-)	0.07(0.03)
Chhattisgarh	NA	NA	NA	NA	NA
Daman & Diu	NA	NA	NA	NA	NA
Delhi	0.17 (0.04)	NA	NA	NA	NA
Goa	1.67 (0.05)	1.81 (0.13)	1.38 (0.03)	1.51(0.11)	2.03(0.16)
Gujarat	7.73 (0.21)	NA	NA	NA	NA
Haryana	NA	0.17 (0.02)	0.52 (0.07)	0.32(0.10)	0.43(0.06)
Himachal Pradesh	NA	NA	NA	NA	NA
Jammu & Kashmir	NA	NA	NA	NA	NA
Jharkhand	NA	NA	NA	NA	0.26(0.03)
Karnataka	NA	2.28 (0.05)	2.02(0.05)	104(0.04)	1.18(0.03)
Kerala	NA	NA	NA	0.90(0.03)	3.67(0.07)
Lakshadweep	NA	NA	NA	NA	NA
Madhya Pradesh	7.71 (0.11)	4.86 (0.12)	3.90(0.09)	1.51(0.03)	3.27(0.11)
Maharashtra	4.96 (0.09)	3.22 (0.06)	2.75(0.07)	2.50(0.07)	2.04(0.06)
Manipur	NA	NA	NA	NA	NA
Meghalaya	NA	NA	NA	1.49(-)	0.06(0.00)
Mizoram	NA	NA	NA	NA	NA
Nagaland	NA	NA	NA	NA	NA
Orissa	2.24 (0.06)	2.06 (0.10)	2.16 (0.15)	2.06(0.12)	1.76(0.11)
Pondicherry	4.34 (0.03)	246.21 (2.20)	255.90(3.52)	NA	NA
Punjab	3.12 (0.03)	1.21 (0.02)	1.14 (0.02)	0.61(0.02)	1.15(0.02)
Rajasthan	6.44 (0.08)	5.05 (0.14)	4.63 (0.15)	3.21(0.13)	3.26(0.13)
Sikkim	NA	NA	NA	NA	NA
Tamil Nadu	0.67 (0.01)	0.65 (0.01)	NA	0.55(0.01)	0.45(0.01)
Tripura	1.29 (-)	0.95 (-)	0.58 (0.14)	0.49(-)	0.19(0.08)
Uttar Pradesh	NA	NA	NA	NA	NA
Uttaranchal	NA	NA	NA	NA	NA
West Bengal	NA	NA	NA	NA	NA
Total:	3.24 (0.07)	4.88(0.13)	2.50(0.08)	1.33(0.5)	1.26(0.05)

Note: (i) F.R. = Frequency Rate per lakh man-days worked (ii) NA = Not Available, (iii) (-) = Nil or Negligible, (iv) Figures in bracket pertain to "Fatalities" and are included in the total, (v) P = Provisional. For limitations of the data please refer note under table 8.1

Source: Data received from Labour Bureau through correspondence dated 18.2.2010.

Table: 8.4

State-wise Incidence Rates of Industrial Injuries in Factories during 2001-2005					
State/UTs	2001	2002	2003	2004	2005(P)
Andaman & Nicobar	NA	5.11 (-)	10.14 (-)	NA	NA
Andhra Pradesh	6.97 (0.27)	5.90 (0.25)	2.76 (0.14)	2.50(0.12)	2.36(0.18)
Arunachal Pradesh	NA	NA	NA	NA	NA
Assam	3.47 (0.35)	1.58 (0.28)	1.69 (0.06)	0.79(0.12)	0.48(0.05)
Bihar	NA	NA	NA	NA	NA
Chandigarh	0.49 (-)	0.56 (-)	5.59(0.76)	0.22(-)	0.16(0.08)
Chhattisgarh	NA	NA	NA	NA	NA
Daman & Diu	NA	NA	NA	NA	NA
Delhi	0.53 (0.11)	NA	NA	NA	NA
Goa	4.41 (0.12)	5.58 (0.39)	3.22 (0.07)	3.91(0.28)	4.54(0.36)
Gujarat	23.98 (6.65)	NA	NA	NA	NA
Haryana	NA	2.83 (0.39)	0.50 (0.07)	0.36(0.11)	0.47(0.07)
Himachal Pradesh	NA	NA	NA	NA	NA
Jammu & Kashmir	NA	NA	NA	NA	NA
Jharkhand	NA	NA	NA	NA	0.78(0.07)
Karnataka	NA	6.70 (0.14)	2.01(0.05)	1.34(0.05)	1.53(0.04)
Kerala	NA	NA	NA	0.75(0.02)	5.54(0.10)
Lakshadweep	NA	NA	NA	NA	NA
Madhya Pradesh	18.34 (0.25)	15.26 (0.38)	4.96 (0.12)	3.22(0.06)	2.58(0.09)
Maharashtra	12.02 (0.22)	9.77 (0.19)	5.28(0.13)	4.44(0.13)	3.60(0.11)
Manipur	NA	NA	NA	NA	NA
Meghalaya	NA	NA	NA	2.01(-)	0.23(0.00)
Mizoram	NA	NA	NA	NA	NA
Nagaland	NA	NA	NA	NA	NA
Orissa	8.00 (0.20)	6.88 (0.33)	5.34 (0.37)	5.32(0.31)	4.41(0.27)
Pondicherry	20.84 (0.14)	19.70 (0.18)	10.51(0.14)	NA	NA
Punjab	7.58 (0.05)	3.94 (0.07)	0.88 (0.02)	0.41(0.01)	0.63(0.01)
Rajasthan	20.01 (0.26)	16.05 (0.46)	4.68 (0.16)	3.33(0.13)	3.33(0.13)
Sikkim	NA	NA	NA	NA	NA
Tamil Nadu	3.01 (0.26)	1.87 (0.03)	NA	1.50(0.03)	1.22(0.04)
Tripura	2.08 (-)	2.35 (-)	0.12 (0.03)	0.09(-)	0.15(0.06)
Uttar Pradesh	NA	NA	NA	NA	NA
Uttaranchal	NA	NA	NA	NA	NA
West Bengal	NA	NA	NA	NA	NA
Total:	8.67 (0.19)	6.14 (0.16)	3.33(0.11)	2.21(0.08)	20.7(0.09)

Note: (i) I.R. = Incidence Rate per 1000 workers employed, (ii) NA = Not Available, (iii) (-) = Nil or Negligible, (iv) Figures in bracket pertain to "Fatalities" and are included in the total, (vii) P = Provisional.
For limitations of the data please refer note under table 8.1

Table 8.5

Industrial Injuries and their Incidence Rate per Thousand Workers Employed by Important Industries

Sl. No.	Industry	NIC Code	2001		2002		2003		2004		2005(P)	
			Total No. of Injuries	Rate per 1000 Workers	Total No. of Injuries	Rate per 1000 Workers	Total No. of Injuries	Rate per 1000 Workers	Total No. of Injuries	Rate per 1000 Workers	Total No. of Injuries	Rate per 1000 Workers
1	2	3	4	5	6	7	8	9	10	11	12	13
1.	All Textiles	17.18	10586 (64)	10.15	7276 (39)	6.14 (0.03)	5332 (39)	6.53 (0.05)	4172 (66)	3.22 (0.05)	3862 (36)	2.74 (0.03)
2.	Manufacture of Paper & paper products & printing, publishing & allied products	21.22	1153 (22)	7.23	1088 (25)	4.46 (0.10)	976 (23)	4.92 (0.12)	617 (19)	2.40 (0.07)	493 (17)	2.02 (0.07)
3.	Manufacture of Chemicals & Chemical products (Except products of Petroleum and coal)	24	1947 (125)	4.98	988 (78)	2.86 (0.23)	944 (78)	2.50 (0.21)	982 (54)	1.67 (0.09)	1159 (91)	1.91 (0.15)
4.	Manufacture of Non-metallic mineral products	26	1274 (64)	8.32	992 (36)	6.55 (0.24)	799 (46)	2.50 (0.14)	821 (52)	1.87 (0.12)	742 (47)	1.51 (0.10)
5.	Basic metal and alloys Industries	27	2149 (57)	11.66	1449 (87)	7.58 (0.46)	1370 (79)	3.97 (0.23)	1130 (78)	2.84 (0.20)	1543 (102)	3.06 (0.20)
6.	Manufacture of metal products & Parts(except machinery & transport equipment)	28	1149 (19)	7.94	876 (17)	5.05 (0.10)	659 (16)	2.32 (0.06)	723 (37)	1.85 (0.09)	688 (36)	1.91 (0.10)
7.	Manufacture of machinery, machine tools & parts (except electrical machinery)	29.30	1692 (19)	10.81	1141 (21)	2.59 (0.05)	993 (19)	3.26 (0.06)	923 (25)	2.49 (0.07)	953 (17)	2.21 (0.04)
8.	Manufacture of transport equipment and parts	34.35	1698 (10)	6.34	1703 (24)	4.39 (0.06)	1184 (12)	3.93 (0.04)	1399 (36)	3.57 (0.09)	1250 (38)	3.00 (0.09)
9.	Electricity, Gas and Steam	40	662 (22)	10.59	333 (28)	5.53 (0.47)	274 (31)	3.17 (0.36)	699 (32)	6.27 (0.29)	520 (32)	4.10 (0.25)
Total of (Sl. No. 1 to 9 Industries) :			22310 (402)	8.66 (0.16)	15846 (355)	3.96 (0.09)	12531 (343)	4.13 (0.11)	11466 (399)	2.70 (0.09)	11210 (416)	2.44 (0.09)
* Total of All Industries :			28364 (627)	8.67 (0.19)	20453 (5.40)	6.14 (0.16)	16432 (525)	3.33 (0.11)	15020 (562)	2.21 (0.08)	14795 (613)	2.07 (0.09)

Note : (i) Figures in brackets indicate "Fatalities" and are included in the Total, (ii) P = Provisional

Standard Reference Note 2009

(iii)* The figures for All Industries include the figures of other industries apart from above Industries shown
For Limitations of data refer footnote of table 8.1

Source: Data received from Labour Bureau through correspondence dated 18.2.2010.

Chart 8.1

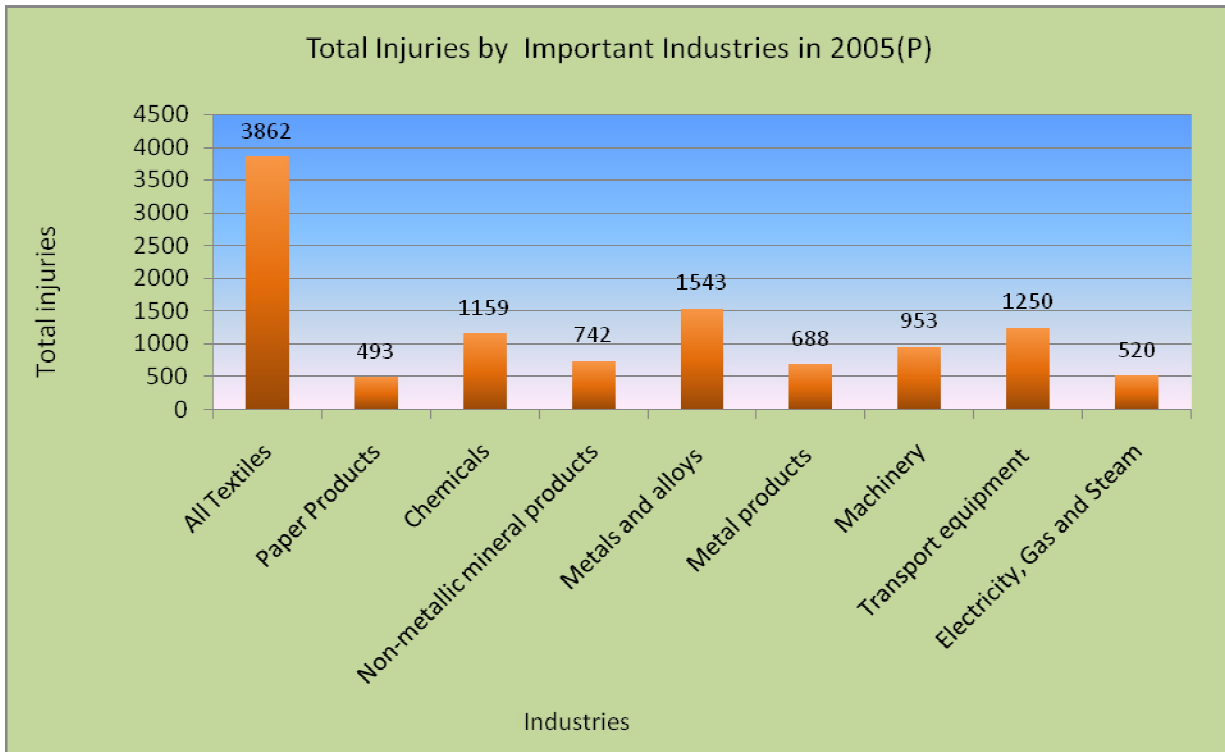
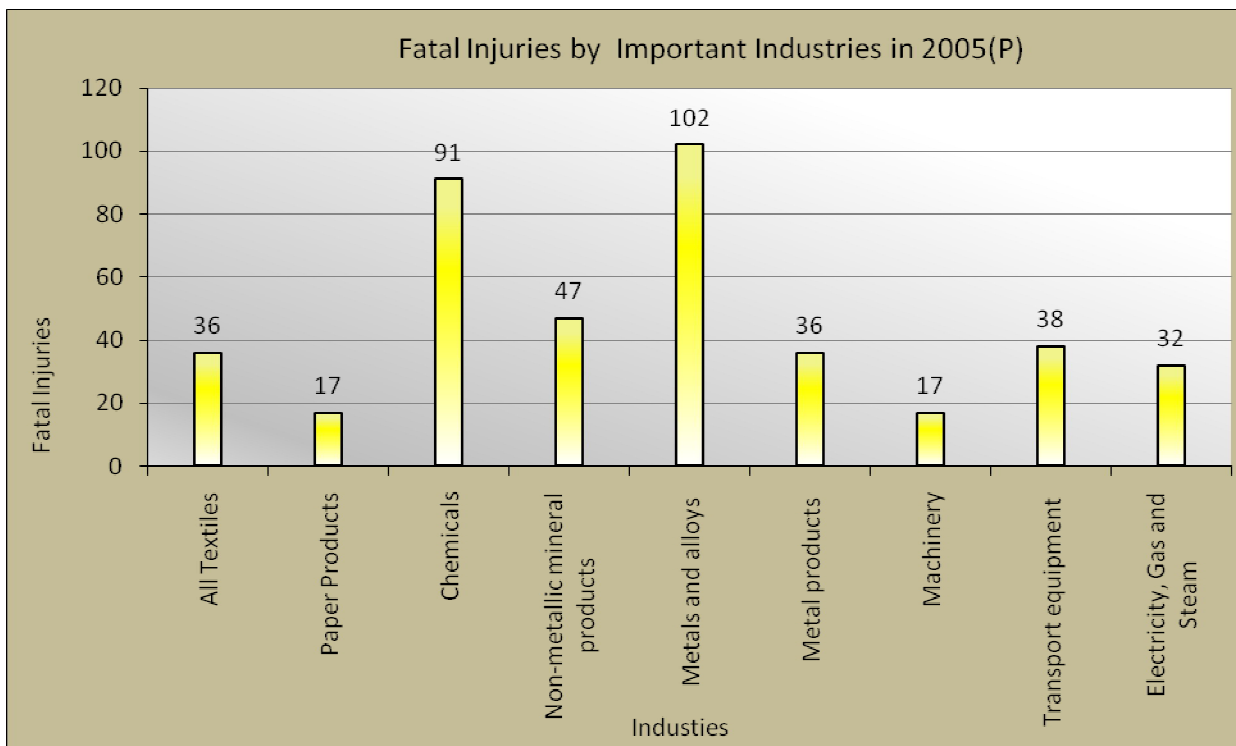


Chart 8.2



Note: i) Data is based on the returns received only. ii) P=Provisional

Source: Labour Bureau, Chandigarh. **For Limitations of data refer footnote of table 8.1**

Statistics on Status of compliance with statutory provisions based on data collected by DGFASLI

8.4 The DGFASLI receives information relating to factories covered under the provisions of the Factories Act, 1948 from States and Union Territories from time to time. This information is mainly collected through FAS Forms as well as through correspondence as and when required. It is entered in the data bank specially created at DGFASLI for disseminating any specific information as and when necessary. However, due to non-receipt of statistics from all the States and Union Territories, there are limitations to the use of this data bank. Though this information can be used for knowing the state-wise status of safety and health as well as compliance level with statutory standards in factories, no national level statistics can be prepared for arriving at conclusive inferences. However, the information can definitely be used for estimation of various trends. It is emphasized here that the information given in the following pages/tables should be referred to with these limitations in mind and State Governments/Union Territory Administration concerned may be contacted for ascertaining the correctness or the updated information.

Statistics of Factories at a Glance: 2008(Estimates)		
Registered Factories*		3,09,618
Working Factories*		2,62,827
Employment *		
	Total	1,21,41,881
	Men	1,05,45,060
	Women	15,96,821
Safety Officers		2164
Welfare Officers		2885
Factory Med. Officers		7918
Safety Policy		14,120
Safety Committees		12,802
MAH Factories		1,724
On-site Emergency Plans		1,822
Canteens		6,030
Creches		5,224

* Includes estimated figures for non reporting States

2009	Industrial Injuries:	In
	Total Injuries	33,004
	Fatal Injuries	1,493

Table 8.6

State-wise Status of Employment in Factories during 2008(P)

States/ Union Territories	Registered Factories	Working Factories	Total Employment	Female Workers	Male Workers
Andaman & Nicobar Islands	38	38	4605	168	4437
Andhra Pradesh	41833	30700	868034	190700	677334
Assam	3723	2506	130506	3210	127296
Bihar	6929	6154	94250	89	94161
Chandigarh	810	475	9326	455	8871
Chhattisgarh
Daman & Diu & Dadra & Nagar Haveli	5087	3902	90000	27000	63000
Delhi
Goa	743	717	54000	8600	45400
Gujarat	33621	23942	1175091	42960	1132131
Haryana	10100	9955	522493	35797	486696
Himachal Pradesh	3357	3357	194019	7085	186934
Jammu & Kashmir	1304	898	38927	3528	35399
Jharkhand
Karnataka	11958	11395	1110293	343403	766890
Kerala	18134	17128	497326	220355	276971
Madhya Pradesh	7000	6550	287849	6900	280949
Maharashtra	34993	32131	1729683	130816	1598867
Manipur
Meghalaya	125	125	6300	603	5697
Nagaland	781	392	20470	2370	18100
Orissa	3156	2343	170739	8864	161875
Pondicherry	3245	2791	82638	11025	71613
Punjab	17349	17004	593467	3655	589812
Rajasthan	10706	10323	386700	7418	379282
Tamil Nadu	42185	31638	1431433	457935	973498
Tripura	1547	1547	45134	9355	35779
Uttar Pradesh	14026	13661	1007000	22000	985000
Uttaranchal
West Bengal	13999	14389	939157	19417	919740
Total	286749	244061	11489440	1563708	9925732

Note: There are no registered factories in Arunachal Pradesh, Lakshadweep, Mizoram and Sikkim

P : Provisional

.. : Not Available

Source: Data collected by DGFASLI through correspondence with Chief Inspector of Factories of States/UTs

Table 8.7

State-wise Hazardous Factories under 2(cb) as on 2008 (P)		
States/ Union Territories	No. of Hazardous Factories	No. of Workers
Andaman & Nicobar Islands	3	197
Andhra Pradesh	2025	..
Assam	12	4306
Bihar	38	14428
Chandigarh	0	0
Chhattisgarh
Daman & Diu & Dadra & Nagar Haveli	46	1472
Delhi
Goa	217	27256
Gujarat	5138	247742
Haryana	804	30043
Himachal Pradesh	83	13208
Jammu & Kashmir	19	1361
Jharkhand
Karnataka	1072	135328
Kerala	841	14810
Madhya Pradesh	899	80370
Maharashtra	3459	183327
Manipur
Meghalaya	25	3206
Nagaland	1	75
Orissa	363	67586
Pondicherry	204	18015
Punjab	427	64296
Rajasthan	930	98735
Tamil Nadu	801	141350
Tripura	14	1013
Uttar Pradesh	2214	284757
Uttaranchal
West Bengal	3289	217379
Total	22924	1650260

Note: There are no registered factories in Arunachal Pradesh, Lakshadweep, Mizoram and Sikkim

P : Provisional

.. : Not Available

Source: Data collected by DGFASLI through correspondence with Chief Inspector of Factories of States/UTs

Table 8.8

States/ Union Territories	Inspectors of Factories for the year 2008 (P)	
	Sanctioned	In-position
Andaman & Nicobar Islands	2	2
Andhra Pradesh	76	61
Assam	30	23
Bihar	23	10
Chandigarh	0	6
Chhattisgarh
Daman & Diu & Dadra & Nagar Haveli	1	1
Delhi
Goa	8	5
Gujarat	110	61
Haryana	36	24
Himachal Pradesh	2	50
Jammu & Kashmir	5	4
Jharkhand
Karnataka	46	46
Kerala	52	41
Madhya Pradesh	39	25
Maharashtra	131	71
Manipur
Meghalaya	3	3
Nagaland	3	3
Orissa	27	23
Pondicherry	9	8
Punjab	27	10
Rajasthan	40	30
Tamil Nadu	132	98
Tripura	5	5
Uttar Pradesh	45	21
Uttaranchal
West Bengal	51	29
Total	903	660

Note: There are no registered factories in Arunachal Pradesh, Lakshadweep, Mizoram and Sikkim

P : Provisional

.. : Not Available

Source: Data collected by DGFASLI through correspondence with Chief Inspector of Factories of States/UTs

Table 8.9

State-wise Specialist Inspectors of Factories for the year 2008 (P)

States/ Union Territories	Medical Inspectors		Chemical Inspector		Hygiene Inspector		Others	
	Sanct- ioned	In- position	Sanct- ioned	In- position	Sanct- ioned	In- position	Sanct- ioned	In- position
Andaman & Nicobar Islands	0	0	0	0	0	0	0	0
Andhra Pradesh	0	0	1	1	0	0	0	0
Assam	1	1	0	0	0	0	0	0
Bihar	2	2	2	1	0	0	0	0
Chandigarh	0	0	0	0	0	0	0	0
Chhattisgarh
Daman & Diu & Dadra & Nagar Haveli	0	0	0	0	0	0	0	0
Delhi
Goa	1	1	1	1	0	0	0	0
Gujarat	1	0	0	0	0	0	9	5
Haryana	5	5	5	5	0	0	0	0
Himachal Pradesh	0	0	1	0	0	0	0	0
Jammu & Kashmir	0	0	0	0	0	0	0	0
Jharkhand
Karnataka	1	1	0	0	0	0	1	1
Kerala	4	2	4	2	0	0	7	7
Madhya Pradesh	1	1	0	0	0	0	0	0
Maharashtra	2	2	0	0	0	0	0	0
Manipur
Meghalaya	0	0	0	0	0	0	0	0
Nagaland	0	0	0	0	0	0
Orissa	1	0	1	0	0	0	0	0
Pondicherry	1	1	1	1	0	0	1	1
Punjab	3	3	2	2	0	0	0	0
Rajasthan	1	1	1	1	1	1	0	0
Tamil Nadu	0	0	0	0	0	0	0	0
Tripura	0	0	0	0	0	0	0	0
Uttar Pradesh	2	1	0	0	0	0	0	0
Uttaranchal

Standard Reference Note 2009

West Bengal	8	5	6	4	0	0	0	0
Total	34	26	25	18	1	1	18	14

Note: There are no registered factories in Arunachal Pradesh, Lakshadweep, Mizoram and Sikkim

P : Provisional

.. : Not Available

Source: Data collected by DGFASLI through correspondence with Chief Inspector of Factories of States/UTs

Table 8.10

States/UTs	Certifying Surgeons of Factories for the year 2008 (P)				Remarks
	Employed		Notified		
	Sanctioned	In position	Sanctioned	In position	
Andaman & Nicobar Islands	0	0	4	4	
Andhra Pradesh					
Assam	3	0	0	0	
Bihar	0	0	0	0	
Chandigarh	0	0	0	0	!
Chhattisgarh
Daman & Diu & Dadra & Nagar Haveli	0	0	0	1	
Delhi
Goa	0	0	1	0	
Gujarat	10	4	0	0	
Haryana	0	0	2	1	\$
Himachal Pradesh	0	0	0	12	@
Jammu & Kashmir
Jharkhand
Karnataka	0	0	0	0	
Kerala	0	0	0	0	
Madhya Pradesh	0	0	0	0	
Maharashtra	1	1	18	0	
Manipur
Meghalaya	0	0	0	0	
Nagaland	0	0	0	0	
Orissa	0	0	0	0	
Pondicherry	1	1	0	0	#
Punjab	0	0	0	0	
Rajasthan	0	0	0	0	
Tamil Nadu	9	6
Tripura	0	0	14	14	
Uttar Pradesh	0	0	0	1	
Uttaranchal
West Bengal	3	2	0	0	#
Total	27	14	39	33	

Remark: '#' Medical Inspector is also the Certifying Surgeon, **'@'** Chief medical officers of the respective Districts have been appointed as Certifying Surgeons within their respective Jurisdiction, **'!'** Medical officer of Health has been declared Certifying officer, **'\$'** Designated as Deputy Director, Industrial Health

Note: There are no registered factories in Arunachal Pradesh, Lakshadweep, Mizoram and Sikkim

P : Provisional .. : Not Available

Source: Data collected by DGFASLI through correspondence with Chief Inspector of Factories of States/UTs

Table 8.11

States/ Union Territories	No of Factories Inspected in the year 2008 (P)	
	All Factories	Hazardous Factories
Andaman & Nicobar Islands	13	1
Andhra Pradesh	5487	
Assam	776	0
Bihar	2047	29
Chandigarh	17	1
Chhattisgarh
Daman & Diu & Dadra & Nagar Haveli	200	27
Delhi
Goa	132	29
Gujarat	11062	2601
Haryana	1705	206
Himachal Pradesh	1076	83
Jammu & Kashmir
Jharkhand
Karnataka	7326	1033
Kerala	14502	488
Madhya Pradesh	3138	651
Maharashtra	15432	2044
Manipur
Meghalaya	11	2
Nagaland	198	1
Orissa	2186	363
Pondicherry	1430	183
Punjab	655	118
Rajasthan	5993	0
Tamil Nadu	25956	10246
Tripura	1026	14
Uttar Pradesh	2675	2083
Uttaranchal
West Bengal	4041	337
Total	107084	20540

Note: There are no registered factories in Arunachal Pradesh, Lakshadweep, Mizoram and Sikkim

P : Provisional

.. : Not Available

Source: Data collected by DGFASLI through correspondence with Chief Inspector of Factories of States/UTs

Table 8.12

State-wise Prosecution and Convictions under Section 92 & Section 96A for the year 2008 (P)						
States/ Union Territories	Pending from previous year	Launched during the year	Decided during the year	Convictions	Imprisonment (Person)	Total fine imposed(Rs.)
Andaman & Nicobar Islands	0	0	0	0	0	0
Andhra Pradesh	2560	1392	672	423	4	1839503
Assam	0	8	0	20	0	0
Bihar	31	8	0	0	0	0
Chandigarh	12	1	7	7	0	33000
Chhattisgarh
Daman & Diu & Dadra & Nagar Haveli	0	0	0	0	0	0
Delhi
Goa	16	11	4	4	0	55100
Gujarat	24504	2286	1933	2034	0	5994900
Haryana	5203	3558	3164	1925	0	9023150
Himachal Pradesh	95	89	58	58	0	504000
Jammu & Kashmir	110	0	0	0	0	0
Jharkhand
Karnataka	281	274	153	64	0	2428500
Kerala	59	149	39	17	0	477180
Madhya Pradesh	3383	160	310	0	0	1516800
Maharashtra	1014	654	594	594	0	5143100
Manipur
Meghalaya	0	0	0	0	0	0
Nagaland	0	0	0	0	0	0
Orissa	1127	62	57	30	0	1139
Pondicherry	0	34	32	32	0	145000
Punjab	575	86	151	29	0	937500
Rajasthan	933	49	122	46	1	564037
Tamil Nadu	11548	3387	3476	2845	0	17180130
Tripura	10	33	2	2	0	10000
Uttar Pradesh	2165	96	125	112	0	1312700
Uttaranchal
West Bengal	458	95	21	21	0	359700
Total	54084	12432	10920	8263	5	47525439

Note: There are no registered factories in Arunachal Pradesh, Lakshadweep, Mizoram and Sikkim

P : Provisional

.. : Not Available

Table 8.13

State-wise Status of Safety Officers (SO) under 40-B(1) in factories during 2008(P)

States/ Union Territories	No. of Factories Requiring SO	No. of Factories who Appointed SO	SO Required	SO Appointed
Andaman & Nicobar Islands	0	0	0	0
Andhra Pradesh	105	142	88	102
Assam	3	3	3	55
Bihar	18	17	24	21
Chandigarh	2	2	2	2
Chhattisgarh
Daman & Diu & Dadra & Nagar Haveli	14	16	16	16
Delhi
Goa	24	24	41	49
Gujarat	298	357	328	417
Haryana	76	85	71	77
Himachal Pradesh	9	9	9	9
Jammu & Kashmir	3	3	3	3
Jharkhand
Karnataka	162	192	135	167
Kerala	80	81	38	42
Madhya Pradesh	86	96	75	85
Maharashtra	220	250	230	288
Manipur
Meghalaya	0	0	0	0
Nagaland	3	3	3	3
Orissa	65	162	65	155
Pondicherry	3	3	2	2
Punjab	45	45	41	41
Rajasthan	45	45	45	45
Tamil Nadu	241	189	241	189
Tripura	1	1	0	0
Uttar Pradesh	215	222	110	137
Uttaranchal
West Bengal	252	275	250	259
Total	1970	2222	1820	2164

Note: There are no registered factories in Arunachal Pradesh, Lakshadweep, Mizoram and Sikkim

P : Provisional

.. : Not Available

Source: Data collected by DGFASLI through correspondence with Chief Inspector of Factories of States/UTs

Table 8.14

State-wise status of Declaration of Safety Policy for the year 2008 (P)		
States/ Union Territories	Factories Requiring	Factories Having
Andaman & Nicobar Islands	0	0
Andhra Pradesh
Assam	12	12
Bihar	3	3
Chandigarh	2	2
Chhattisgarh
Daman & Diu & Dadra & Nagar Haveli	47	55
Delhi
Goa	49	83
Gujarat	4661	4323
Haryana	1157	1079
Himachal Pradesh	83	83
Jammu & Kashmir	30	32
Jharkhand
Karnataka	1072	911
Kerala	652	598
Madhya Pradesh	938	866
Maharashtra	1680	955
Manipur
Meghalaya	38	24
Nagaland	0	0
Orissa	402	384
Pondicherry	27	27
Punjab	509	450
Rajasthan	497	411
Tamil Nadu	1937	1553
Tripura	0	0
Uttar Pradesh	4554	1773
Uttaranchal
West Bengal	496	496
Total	18846	14120

Note: There are no registered factories in Arunachal Pradesh, Lakshadweep, Mizoram and Sikkim

P : Provisional

.. : Not Available

Source: Data collected by DGFASLI through correspondence with Chief Inspector of Factories of States/UTs

Table 8.15

State-wise Constitution of Safety Committee for the year 2008(P)

States/ Union Territories	Factories Requiring Safety Committee	Factories Having Safety Committee
Andaman & Nicobar Islands	0	0
Andhra Pradesh	807	695
Assam	12	12
Bihar	3	3
Chandigarh	2	2
Chhattisgarh
Daman & Diu & Dadra & Nagar Haveli	52	59
Delhi
Goa	47	117
Gujarat	4116	3896
Haryana	626	561
Himachal Pradesh	83	83
Jammu & Kashmir	30	32
Jharkhand
Karnataka	935	737
Kerala	359	288
Madhya Pradesh	590	543
Maharashtra	1250	760
Manipur
Meghalaya	20	10
Nagaland	0	0
Orissa	135	135
Pondicherry	29	29
Punjab	359	337
Rajasthan	347	302
Tamil Nadu	1864	1759
Tripura	14	1
Uttar Pradesh	2805	1948
Uttaranchal
West Bengal	493	493
Total	14978	12802

Note: There are no registered factories in Arunachal Pradesh, Lakshadweep, Mizoram and Sikkim

P : Provisional

.. : Not Available

Source: Data collected by DGFASLI through correspondence with Chief Inspector of Factories of States/UTs

Table 8.16

State-wise On-site Emergency Plan (in respect of MAH Units) as on 2008(P)

States/ Union Territories	Factories Requiring On-site Emergency Plan	Factories Having On-site Emergency Plan
Andaman & Nicobar Islands	3	3
Andhra Pradesh	143	138
Assam	12	12
Bihar	3	3
Chandigarh	0	0
Chhattisgarh
Daman & Diu & Dadra & Nagar Haveli	0	0
Delhi
Goa	16	16
Gujarat	412	398
Haryana	50	47
Himachal Pradesh	8	8
Jammu & Kashmir	6	6
Jharkhand
Karnataka	252	216
Kerala	41	41
Madhya Pradesh	71	71
Maharashtra	347	347
Manipur
Meghalaya	4	4
Nagaland	2	2
Orissa	31	31
Pondicherry	3	3
Punjab	53	52
Rajasthan	108	108
Tamil Nadu	118	111
Tripura	2	2
Uttar Pradesh	121	118
Uttaranchal
West Bengal	85	85
Total	1891	1822

Note: There are no registered factories in Arunachal Pradesh, Lakshadweep, Mizoram and Sikkim

P : Provisional

.. : Not Available

Source: Data collected by DGFASLI through correspondence with Chief Inspector of Factories of States/UTs

Table 8.17

State-wise Medical Facilities in factories for the year 2008(P)

States/ Union Territories	Full time MO		Retainership or part-time MO		Factories having Ambulance Van		Factories having Ambulance Rooms	
	Req	App	Req	App	Req	App	Req	App
Andaman & Nicobar Islands	1	0	0	0	2	2	2	2
Andhra Pradesh	208	195	0	0	414	179
Assam	0	0	0	0	0	0	6	75
Bihar	15	16	7	7	15	15	15	15
Chandigarh	1	1	1	1	1	1	1	1
Chhattisgarh
Daman & Diu & Dadra & Nagar Haveli	1	1	0	25	0	5	0	8
Delhi
Goa	15	17	36	73	4	58	4	14
Gujarat	256	182	2984	2499	1096	347	458	359
Haryana	32	31	60	55	82	72	73	65
Himachal Pradesh	159	159	943	943	159	159	47	47
Jammu & Kashmir	13	9	2	2	11	7	11	5
Jharkhand
Karnataka	390	297	178	169	362	257	358	335
Kerala	39	34	67	65	40	36	60	56
Madhya Pradesh	109	97	338	304	107	101	118	113
Maharashtra	397	280	445	370	286	215	275	245
Manipur
Meghalaya	3	2	16	13	15	5	1	1
Nagaland	0	0	0	0	0	0	0	0
Orissa	67	44	0	22	67	58	67	62
Pondicherry	10	8	28	22	9	9	9	9
Punjab	83	72
Rajasthan	93	93	0	0	0	0	93	93
Tamil Nadu	156	110	429	343	162	154	350	323
Tripura	1	1	1	1	0	0	1	1
Uttar Pradesh	3403	719	1311	385	3944	728	520	170
Uttaranchal
West Bengal	292	292	31	31	11	14	21	27
Total	5453	2393	7085	5525	6373	2243	2987	2277

gNote: There are no registered factories in Arunachal Pradesh, Lakshadweep, Mizoram and Sikkim

P : Provisional .. : Not Available

Req: Required App: Appointed

Source: Data collected by DGFASLI through correspondence with Chief Inspector of Factories of States/UTs

Table 8.18

State-wise Canteens, Shelters, Rest Rooms and Creches for the year 2008 (P)

States/ Union Territories	Canteen		Shelter, Rest Room, Lunch Room		Creches	
	Factories Requiring	Factories Having	Factories Requiring	Factories Having	Factories Requiring	Factories Having
Andaman & Nicobar Islands	3	3	8	8	0	0
Andhra Pradesh	359	330	502	480	359	295
Assam	21	22	6	145	21	61
Bihar	27	27	0	0	0	0
Chandigarh	5	5	5	5	7	7
Chhattisgarh
Daman & Diu & Dadra & Nagar Haveli	55	70	108	130	90	90
Delhi
Goa	38	53	54	166	2	38
Gujarat	424	425	804	792	155	129
Haryana	305	255	513	438	92	68
Himachal Pradesh	193	193	82	82	32	32
Jammu & Kashmir	30	27	49	46	1	1
Jharkhand
Karnataka	684	659	851	802	1146	988
Kerala	476	442	1064	1060	756	714
Madhya Pradesh	187	185	371	368	49	45
Maharashtra	615	655	1190	1185	112	125
Manipur
Meghalaya	3	2	7	2	3	0
Nagaland	13	13	15	15	0	0
Orissa	135	135	171	171	49	48
Pondicherry	35	28	55	41	5	4
Punjab	261	250	327	297	53	48
Rajasthan	147	147	402	402	23	22
Tripura	3	3	4	4	3	0
Tamil Nadu	1452	1434	2645	2580	2667	2438
Uttar Pradesh	270	266	809	540	181	43
Uttaranchal
West Bengal	401	401	668	708	28	28
Total	6142	6030	10710	10467	5834	5224

Note: There are no registered factories in Arunachal Pradesh, Lakshadweep, Mizoram and Sikkim

P : Provisional

.. : Not Available

Source: Data collected by DGFASLI through correspondence with Chief Inspector of Factories of States/UTs

Table 8.19

State-wise Welfare Officers for the year 2008(P)

State/UTs	Factories Requiring	Factories Having	Officers Required	Officers Appointed
Andaman & Nicobar Islands	2	1	2	1
Andhra Pradesh	169	136	198	146
Assam	6	10	10	168
Bihar	16	16	27	27
Chandigarh	2	2	2	2
Chhattisgarh
Daman & Diu & Dadra & Nagar Haveli	5	5	5	5
Delhi
Goa	9	10	9	16
Gujarat	240	205	260	226
Haryana	116	109	125	118
Himachal Pradesh	47	47	47	47
Jammu & Kashmir	9	6	9	6
Jharkhand
Karnataka	340	332	381	365
Kerala	158	57	156	56
Madhya Pradesh	113	106	130	129
Maharashtra	457	245	337	446
Manipur
Meghalaya	1	1	1	1
Nagaland	3	3	3	3
Orissa	67	67	126	126
Pondicherry	10	7	10	7
Punjab	92	83	92	83
Rajasthan	94	94	99	100
Tamil Nadu	336	284	336	284
Tripura	1	1	1	1
Uttar Pradesh	240	184	257	196
Uttaranchal
West Bengal	220	220	326	326
Total	2753	2231	2949	2885

Note: There are no registered factories in Arunachal Pradesh, Lakshadweep, Mizoram and Sikkim

P : Provisional, .. : Not Available

Source: Data collected by DGFASLI through correspondence with Chief Inspector of Factories of States/UTs

Table 8.20

Notification of Model Rules framed under the Factories (Amendment) Act, 1987

States/ Union Territories	Model Rules
Andaman & Nicobar Islands	No hazardous unit, hence Rules Not applicable
Andhra Pradesh	Notified
Assam	Notified
Bihar	Notified
Chandigarh	Notified in Punjab Factories Rules
Chhattisgarh	Under Progress
Daman, Diu, Dadra & Nagar Haveli	Under process
National Capital Territory of Delhi	Notified
Goa	Notified
Gujarat	Notified
Haryana	Notified
Himachal Pradesh	Not Notified
Jammu & Kashmir	Not Notified
Jharkhand	Notified
Karnataka	Notified
Kerala	Notified
Madhya Pradesh	Notified
Maharashtra	Notified
Manipur	Draft submitted for Govt. approval
Meghalaya	Notified
Nagaland	Draft submitted for Govt. approval
Orissa	Notified
Pondicherry	Notified
Punjab	Notified
Rajasthan	Notified
Tamil Nadu	Notified
Tripura	Notified
Uttar Pradesh	Notified
Uttaranchal	Not Notified
West Bengal	Notified

Note: There are no registered factories in Arunachal Pradesh, Lakshadweep, Mizoram and Sikkim

P : Provisional

.. : Not Available

***: Newly created States.

Source: Data collected by DGFASLI through correspondence with Chief Inspector of Factories of States/UTs

TABLE 8.21

Notification of Major Accidents Hazard Control Rules

States/ Union Territories	MAHC Rules, 1997
Andaman & Nicobar Islands	No hazardous unit, hence Rules Not applicable
Andhra Pradesh	Notified
Assam	Notified
Bihar	Notified
Chandigarh	Notified
Chhattisgarh	*
Daman, Diu, Dadra & Nagar Haveli	Notified
National Capital Territory of Delhi	Notified
Goa	Notified
Gujarat	Notified
Haryana	Notified
Himachal Pradesh	Not Notified
Jammu & Kashmir	Not Notified
Jharkhand	Notified
Karnataka	Notified
Kerala	Notified
Madhya Pradesh	Notified
Maharashtra	Notified
Manipur	Draft Rules submitted for approval of state Govt.
Meghalaya	Notified
Nagaland	Not Notified
Orissa	Notified
Pondicherry	Draft notification under consideration of Govt.
Punjab	Notified
Rajasthan	Notified
Tamil Nadu	Notified
Tripura	Notified
Uttar Pradesh	Notified
Uttaranchal	Notified
West Bengal	Draft sent for notification

Note: There are no registered factories in Arunachal Pradesh, Lakshadweep, Mizoram and Sikkim

P : Provisional

.. : Not Available

* Newly created States.

Source: Data collected by DGFASLI through correspondence with Chief Inspector of Factories of States/UTs

Table 8.22

Fatal and Non-fatal Injuries in Factories (P)						
States/ Union Territories	2007		2008		2009	
	Fatal Injuries	Non Fatal Injuries	Fatal Injuries	Non Fatal Injuries	Fatal Injuries	Non Fatal Injuries
Andaman & Nicobar Islands	0	41	0	66	0	49
Andhra Pradesh	157	1622	162	1525	165	927
Assam	11	65	3	129	10	65
Bihar	11	28	6	48	14	34
Chandigarh	0	4	2	7	0	8
Chhattisgarh	92	365	103	343	114	342
Daman & Diu & Dadra & Nagar Haveli	10	27	12	44	14	13
National Capital of Delhi	17	35	7	54	14	26
Goa	10	181	7	161	10	134
Gujarat	222	3151	195	2725	173	2984
Haryana	101	114	74	112	31	34
Himachal Pradesh	10	9	6	5	19	32
Jammu & Kashmir	1	306	4	247	2	52
Jharkhand	21	105	23	214	36	180
Karnataka	107	1225	91	1052	80	927
Kerala	22	172	15	158	41	106
Madhya Pradesh	47	1163	41	1119	51	1210
Maharashtra	213	3541	218	3094	212	2908
Manipur
Meghalaya	2	2	0	6	0	14
Nagaland	0	0	0	0	0	0
Orissa	81	468	81	483	122	415
Pondicherry	8	208	1	235	8	102
Punjab	35	136	39	135	37	245
Rajasthan	60	1145	49	607	56	699
Tamil Nadu	60	1089	67	1252	137	826
Tripura	1	2	0	1	0	4
Uttar Pradesh	78	182	87	142	61	235
Uttaranchal	19	44	15	65	20	33
West Bengal	68	17096	78	18615	66	18947
Total	1464	32526	1386	32644	1493	31551

Note: There are no registered factories in Arunachal Pradesh, Lakshadweep, Mizoram and Sikkim

P : Provisional

.. : Not Available

Source: Data collected by DGFASLI through correspondence with Chief Inspector of Factories of States/UTs

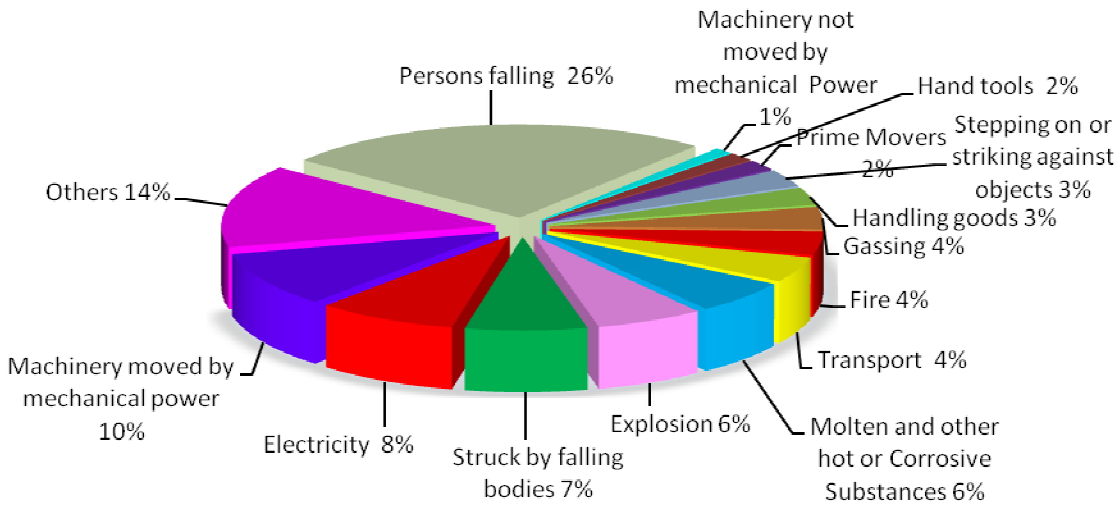
Table 8.23

Sl. No.	NIC-1998	Industry-wise Injuries in Factories for the Year 2008(P)		
		Industry	Fatal Injuries	Non Fatal Injuries
1	1	Agriculture Hunting & related service Activities	4	65
2	10	Mining of coal and lignite; extraction of peat	1	0
3	14	Other Mining and Quarrying	5	6
4	15	Mfg of Food Products and Beverages	160	717
5	16	Mfg of Tobacco Products	7	355
6	17	Mfg of Textile	102	16905
7	18	Mfg of Wearing Apparel; Dressing & Dyeing of Fur	7	18
8	19	Tanning and Dressing of Leather, Mfg of Luggage, Handbags Saddlery, Harness & Footwear.	4	803
9	20	Mfg of Wood & Wood & Cork Products except furniture, Mfg of straw and Plating Materials	16	318
10	21	Mfg of Paper & Paper Products	47	429
11	22	Publishing, Printing and Reproduction of Recorded Media	4	52
12	23	Mfg of Coke, Refined Petroleum Products and Nuclear Fuels	24	217
13	24	Mfg of Chemicals & Chemical Products	147	1737
14	25	Mfg of Rubber & Plastic products	27	1104
15	26	Mfg of other Non Metallic Mineral Products	116	1028
16	27	Mfg of Basic Metals	261	1806
17	28	Mfg of Fabricated Metal Products Except Machinery & Equipment	44	1868
18	29	Mfg of Machinery & Equipment NEC	35	589
19	30	Mfg of Office Accounting and Computing Machinery.	1	28
20	31	Mfg of Electrical Machinery & Apparatus NEC	17	391
21	32	Mfg of Radio, TV and Communication Equipment and Apparatus	0	12
22	33	Mfg of Medical Precision and Optical Instruments, Watches & Clocks	1	33
23	34	Mfg of Motor Vehicles, Trailers & Semi Trailers	16	391
24	35	Mfg of other Transport Equipment	19	680
25	36	Mfg of Furniture, Manufacturing N.E.C.	14	140
26	37	Recycling	1	36
27	40	Electricity Gas Steam & Hot water supply	65	734
28	41	Collection Purification of water	1	46
29	45	Sale maintenance & Repair of motor Vehicles motor cycles, Retail Sale of Automotive Fuel	0	0
30	50	Wholesale Trade and Commission Trade, Except of Motor Vehicles and Motorcycles	20	574
31	51	Retail Trade Except of Motor Vehicles and Motorcycles; Repair of Personel and Household Goods	2	0
32	52	Retail trade except of motor vehicles and motor cycles; repair of personal and household goods	2	90
33	60	Land transport; transport via pipe lines	0	0
34	61	Water Transport		23
35	63	Supporting an Auxiliary Transport Activities; Activities of Travel Agencies	2	25
36	73	Research and development	1	0
37	75	Public Administration and Defence; compulsory social security	1	9
38	93	Other Service Activities	9	23
39	100	Defence Factories	4	91
Total			1187*	31343*

Note: *: Figures vary from Table 8.22 since industry-wise data is not available for Chhattisgarh, Delhi, Jharkhand, Manipur, Uttaranchal and M.P. (Non Fatal);

Chart 8.3

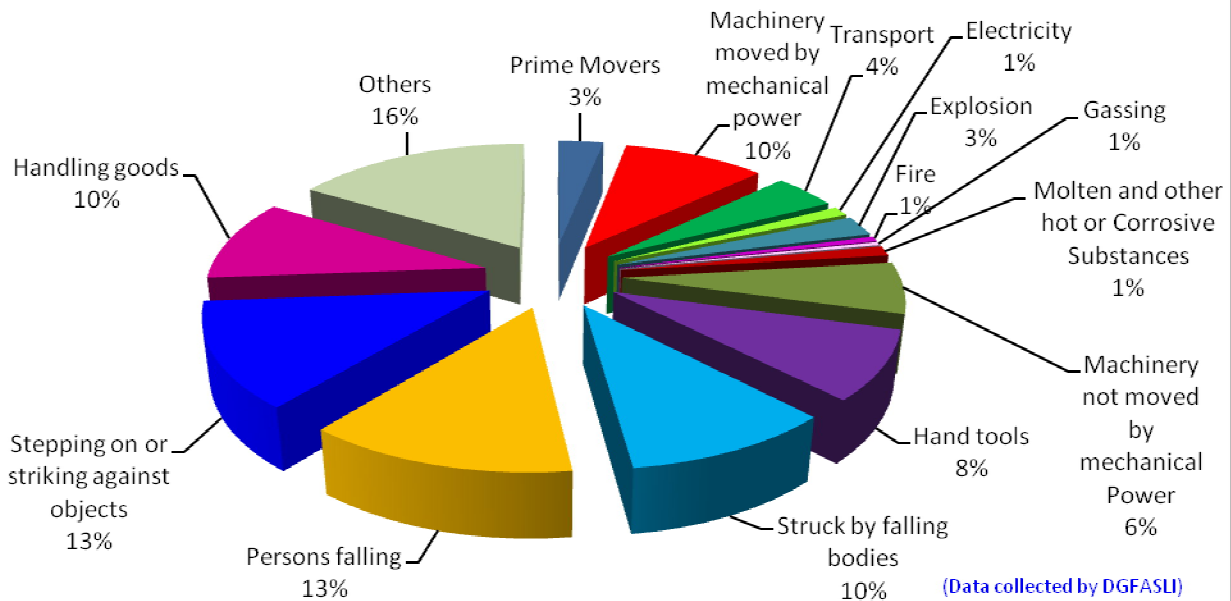
Cause-wise distribution of Fatal Injuries in Factories during 2008



(Data collected by DGFASLI)

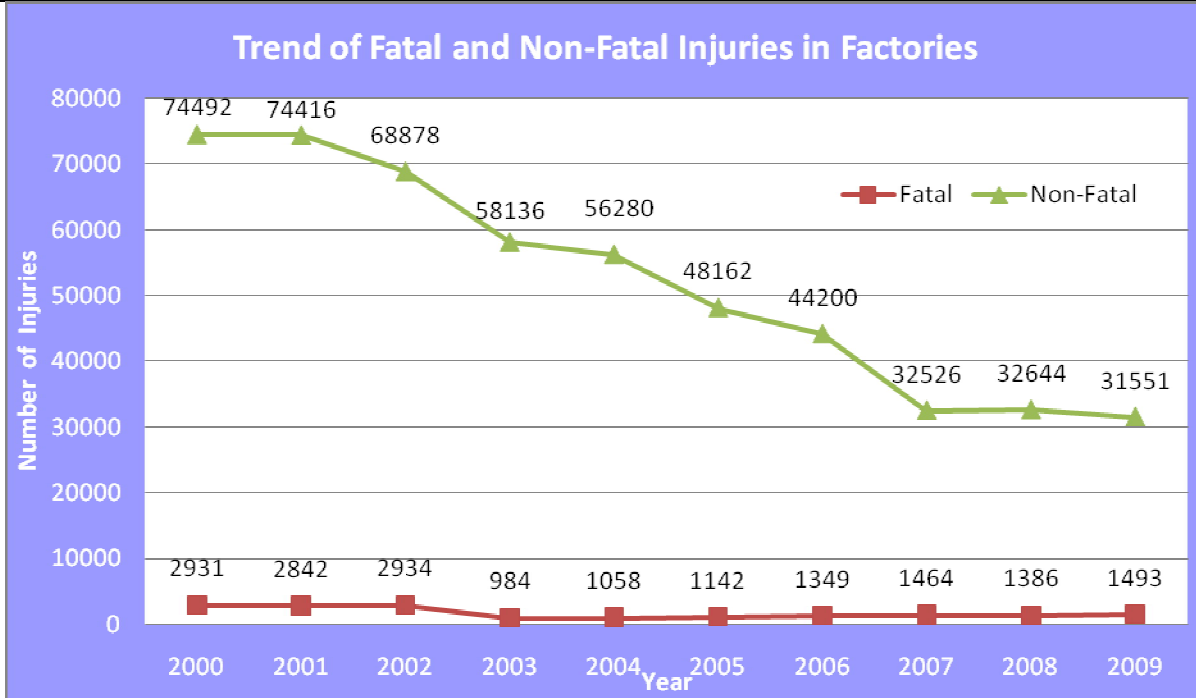
Chart 8.4

Cause wise distribution of Non Fatal Injuries in Factories during 2008



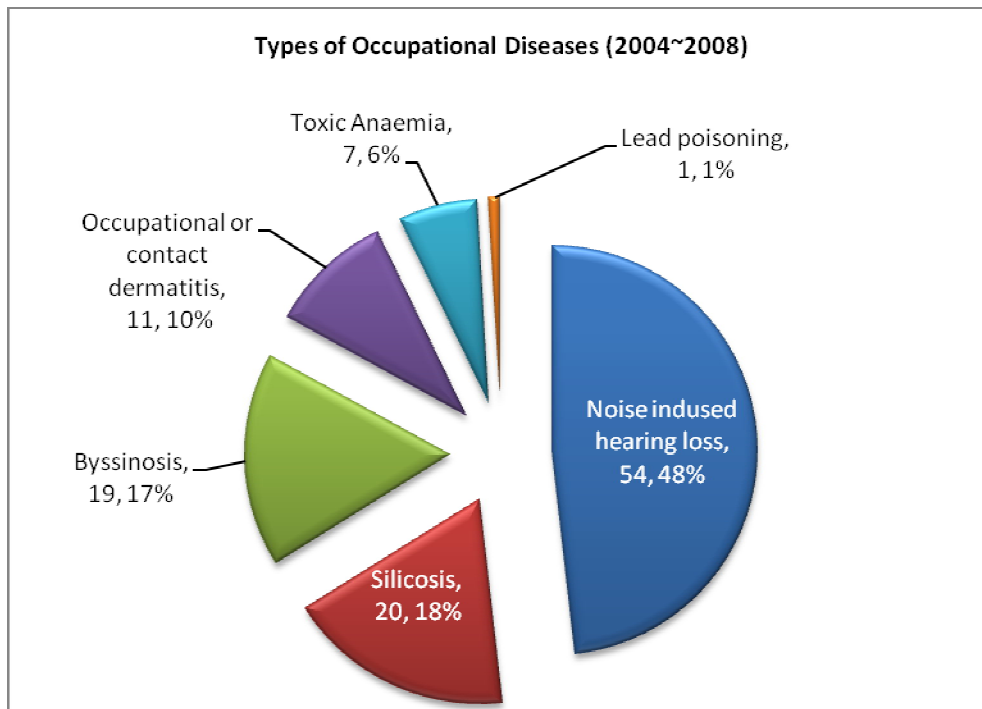
(Data collected by DGFASLI)

Chart 8.5



(Data collected by DGFASLI)

Chart 8.6



(Data collected by DGFASLI)

9 Occupational Safety & Health in Ports

DGFASLI is enforcing the Dock Workers (Safety, Health & Welfare) Act, 1986 and Regulations 1990 in all the major ports of the country. The Inspectorate of Dock Safety offices located in the major ports enforce the Act and Regulations. Under Regulations 91(1) & (6) it is obligatory on the part of the Employers of the Dock Workers to report the accidents/ dangerous occurrences to the Inspectorates.

Table 9.10 shows that Mumbai Port accounts for maximum injuries and Kandla, Kolkata, Chennai and Tuticorin Ports account for maximum fatal injuries. Table 9.11 shows that Cochin port accounts for maximum dangerous occurrences. However with the efforts of the Inspectorates by enforcing above statutes and in creating safety awareness among all personnel connected with dock work, Chart 9.1 shows that numbers of reportable accidents have decreased from 227 in 2000 to 140 in 2009. Among fatal injuries there is no significant change, as depicted in chart 9.1.

As per the analysis of reportable accidents depicted in Tables 9.12 and Table 9.13, Means of Transportation accounts for the maximum number of injuries whereas 'Stepping on, striking against or struck by objects excluding falling objects' are the major causes for these accidents during the year 2009.

Table 9.1

Details of Inspections and other visits in Ports during 2009.

Sl. No.	Ports	Ship	Dock	Gear	Isolated Storage / Pipelines	Other Visits
1.	Mumbai	136	54	136	04	270
2.	J.N. Port	48	62	00	00	94
3.	Kandla	103	48	103	00	141
4.	Mormugao	74	38	72	02	37
5.	Kolkata	168	72	127	09	110
6.	Paradip	76	20	76	09	44
7.	Visakhapatnam	117	00	117	00	117
8.	Chennai	95	119	126	08	183
9.	Cochin	57	14	51	03	92
10.	New Mangalore	87	15	87	02	37
11.	Tuticorin	95	37	71	00	13
Total		1056	479	966	37	113

Table 9.2

Details of Prosecution in Ports during 2009

Sl. No.	Ports	Pending from previous year	Launched during the year	Decided during the year	Convicted
1.	Mumbai	05	00	02	02
2.	J.N. Port	01	00	00	00
3.	Kandla	14	01	00	00
4.	Mormugao	00	00	00	00

5.	Kolkata	03	01	01	01
6.	Paradip	02	01	00	00
7.	Visakhapatnam	06	00	04	02
8.	Chennai	06	01	00	00
9.	Cochin	01	00	00	00
10.	New Mangalore	02	00	00	00
11.	Tuticorin	00	01	01	01
Total		40	5	8	6

Table 9.3

Details of Investigations into Reportable Fatal Accidents / Dangerous Occurrences during 2009				
Sl. No.	Ports	Pending from previous year	Initiated during the year	Concluded during the year
1.	Mumbai	05	01	06
2.	J.N. Port	04	02	04
3.	Kandla	07	05	06
4.	Mormugao	03	01	02
5.	Kolkata	07	03	04
6.	Paradip	01	04	02
7.	Visakhapatnam	00	01	00
8.	Chennai	09	09	07
9.	Cochin	04	00	02
10.	New Mangalore	03	01	01
11.	Tuticorin	02	04	02
Total		45	31	36

Table 9.4

Dock Safety Committee meetings conducted/ Safety Weeks celebrated during 2009

Sl. No.	Ports	Committee Meetings	Safety Weeks
1.	Mumbai	03	NIL
2.	J.N. Port	04	NIL
3.	Kandla	04	NIL
4.	Mormugao	04	01
5.	Kolkata	06	02
6.	Paradip	03	NIL
7.	Visakhapatnam	03	01
8.	Chennai	03	01
9.	Cochin	04	01
10.	New Mangalore	04	01
11.	Tuticorin	04	01
Total		42	08

Table 9.5

Total Number of Ships Called in the Major Port during 2009

Sl.No.	Port	Oil Tankers		Others	
		2008	2009	2008	2009
1	Mumbai	1084	1123	4667	4730
2	J.N. Port	373	498	2976	2519
3	Kandla	1077	1287	1258	1237
4	Marmugao	142	159	603	688
5	Kolkata	1280	1157	2242	2396
6	Paradip	234	304	1376	1257
7	Visakhapatnam	112	111	2404	2380
8	Chennai	282	281	1812	1826
9	Cochin	726	760	54	58
10	New Mangalore	639	682	545	504
11	Tuticorin	168	174	1394	1246
Total		6117	6535	19331	18841

Table 9.6

Cargo Handled in the Major Port during 2009

Sr. No.	Port	Containers in TEU'S		POL		Others	
		2008	2009	2008	2009	2008	2009
1	Mumbai	112164	56305	33804000	34808000	27524000	18848000
2	J.N. Port	4176047	3857566	4943568	6762541	801709	999028
3	Kandla	159374	130073	49367175	52755142	23563479	23471146
4	Marmugao	10653	10933	870000	900000	34460000	40780000
5	Kolkata	453528	468108	20873	12863	35521	35262
6	Paradip	2402	3718	1870923	10054328	42307666	45586914
7	Visakhapatnam	71120	88124	12680000	11520000	51840000	51290000
8	Chennai	1202399	1134303	13134910	13664587	45600885	45755889
9	Cochin	253715	286984	11577188	12541953	6238502	6852374
10	New Mangalore	28775	28956	21070000	18040000	15750000	18050000
11	Tuticorin	456454	426448	469725	542764	16865341	16552882
Total		6926631	6491518	149808362	161602178	264987103	268221495

Table 9.7

Safety Facilities in the Major Port during 2009

Sr. No.	Port	Total no. of workers	No. of Safety Officers	No. of Competent Persons
1	Mumbai	18436	04	32
2	J.N. Port	6289	11	04
3	Kandla	1208	01	02
4	Marmugao	1601	01	03
5	Kolkata	10000	03	20
6	Paradip	2890	Nil	02
7	Visakhapatnam	2600	01	10
8	Chennai	8767	02	7
9	Cochin	1046	01	02
10	New Mangalore	666	01	04
11	Tuticorin	1005	03	02
Total		54508	28	88

Table 9.8

Health Facilities in the Major Port during 2009

Sr. No.	Port	Total no. of workers	OSH Centres (Nos.)	Ambulance Rooms (Nos.)	First Aid (Nos.)	*Empanelled Doctors (Nos.)
1	Mumbai	18436	01	# 04	104	03
2	J.N. Port	6289	03	**02	30	02
3	Kandla	1208	Nil	01	01	Nil
4	Marmugao	1601	01	03	03	02
5	Kolkata	10000	02	04	18	03
6	Paradip	2890	01	Nil	07	Nil
7	Visakhapatnam	2600	03	03	04	03
8	Chennai	8767	01	05	06	Nil
9	Cochin	1046	01	01	04	01
10	New Mangalore	666	01	01	00	Nil
11	Tuticorin	1005	01	04	03	Nil
Total		54508	15	28	182	14

#The figure include one full-fledged hospital.

**Including one under construction.

Table 9.9

Welfare Facilities in the Major Port during 2009

Sr. No.	Port	Number of Workers	Number of Welfare Officers	Canteens	Drinking Water (Nos.)	Washing Facilities (Nos.)	Urinals (Nos.)
1	Mumbai	18436	04	*17	17	17	132
2	J.N. Port	6289	02	04	76	62	236
3	Kandla	1208	01	02	11	08	08
4	Marmugao	1601	01	06	09	06	15
5	Kolkata	10000	01	14	130	114	165
6	Paradip	2890	01	04	04	03	03
7	Visakhapatnam	2600	02	05	11	05	12
8	Chennai	8767	08	12	57	50	50
9	Cochin	1046	01	04	19	63	60
10	New Mangalore	666	00	03	05	03	05
11	Tuticorin	1005	Nil	03	12	05	10
Total		54508	21	*75	351	336	682

*Includes 9 Kiosks

Table 9.10

Statistics of Employment & Reportable Accidents etc. in Ports during 2009								
SI no.	Name of Port	Average Daily Employment	Reportable Accidents		*Frequency Rate		*Incidence Rate of Injuries per Thousand	
			Fatal	Total	Fatal	Total	Fatal	Total
1	Mumbai	1927	NIL	41	00	2.429	00	21.277
2	J.N. Port	6195	01	08	0.087	0.147	0.161	1.291
3	Kandla	2810	04	04	0.165	0.162	1.423	1.432
4	Mormugao	888	01	04	0.130	0.514	1.126	4.505
5	Kolkata	2967	04	23	0.156	0.885	1.348	7.752
6	Paradip	481	03	08	0.722	1.899	6.237	16.632
7	Visakhapatnam	1516	01	08	0.076	0.602	0.660	5.277
8	Chennai	533	04	16	0.869	3.427	7.504	30.019
9	Cochin	504	NIL	10	00	2.265	00	19.841
10	New Mangalore	333	01	02	0.348	0.686	3.003	6.006
11	Tuticorin	702	04	16	0.659	2.602	5.698	22.792
Total		18856	23	140	0.141	0.848	1.220	7.425

*Formula (As per IS 3786 of 1983)

1. Frequency Rate- No. of Reportable Accidents X 1, 000,000/Man hours worked.

2. Incidence Rate- No. of Reportable Accidents X 1000/ Average No. of Persons Employed

Table 9.11

Reportable Dangerous Occurrences in the ports during 2009		
Sl. No.	Ports	Dangerous Occurrences
1.	Mumbai	04
2.	J.N. Port	02
3.	Kandla	01
4.	Mormugao	00
5.	Kolkata	01
6.	Paradip	01
7.	Visakhapatnam	NIL
8.	Chennai	NIL
9.	Cochin	06
10.	New Mangalore	01
11.	Tuticorin	NIL
Total		16

Chart 9.1

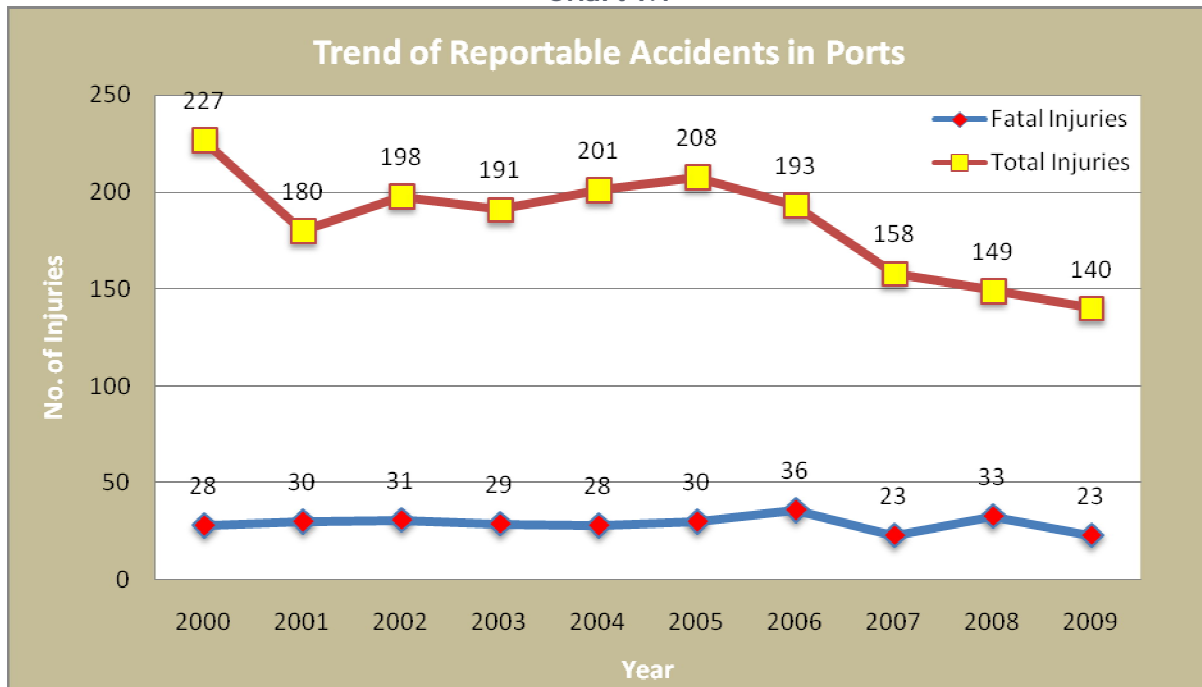


Chart : 9.2

Chart: 9.3

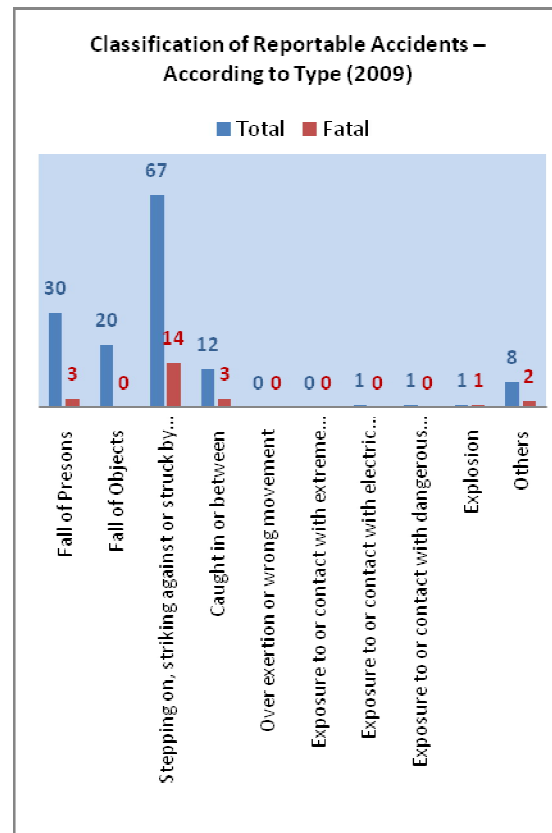
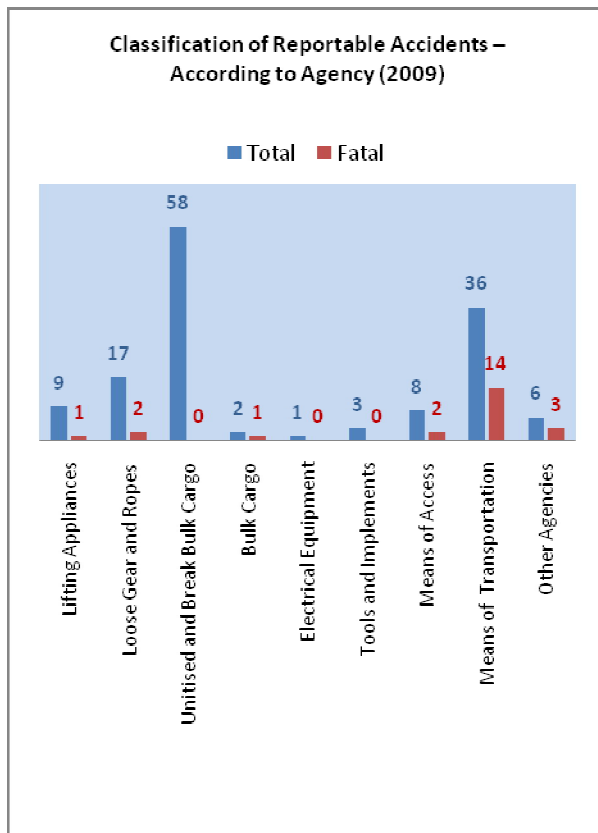


Table: 9.12 CLASSIFICATION OF REPORTABLE ACCIDENTS - ACCORDING TO AGENCY (2009)

Agency	Mumbai	J.N. Port	Kandla	Mormugao	Kolkata	Paradip	Visakhapatnam	Chennai	Cochin	New Mangalore	Tuticorin	Total
1	2	3	4	5	6	7	8	9	11	10	12	13
A. Lifting Appliances	02	02	00	00	01	01	00	02	00	01(1)	00	9(1)
B. Loose Gear and Ropes	08	00	01(1)	00	03(1)	02	01	01	01	00	00	17(2)
C. Unitised and Break Bulk Cargo	22	00	00	02	09	00	04	01	07	01	12	58
D. Bulk Cargo	00	00	00	00	00	00	01	00	00	00	01(1)	2(1)
E. Electrical Equipment	00	00	00	00	00	00	00	01	00	00	00	01
F. Tools and Implements	00	00	00	00	01	00	01	01	00	00	00	03
G. Means of Access	03	00	01(1)	01	03(1)	00	00	00	00	00	00	8(2)
H. Means of Transportation	04	06(1)	02(2)	00	06(2)	05(3)	01(1)	07(2)	02	00	03(3)	36(14)
I. Other Agencies	02	00	00	01(1)	00	00	00	03(2)	00	00	00	6(3)
TOTAL	41	08(1)	04(4)	04(1)	22(4)	08(3)	08(1)	16(4)	10	02(1)	16(4)	140(23)

NOTE: Figures in brackets indicate FATAL ACCIDENTS

Table: 9.13 CLASSIFICATION OF REPORTABLE ACCIDENTS - ACCORDING TO TYPE (2009)

Type	Mumbai	J.N. Port	Kandla	Mormugao	Kolkata	Paradip	Visakha-patnam	Chennai	Cochin	New Mangalore	Tuti-corin	Total
1	2	3	4	5	6	7	8	9	10	11	12	13
A. Fall of Persons	10	01	01(1)	00	05(1)	00	01	03	02	00	07(1)	30(3)
B. Fall of Objects	08	00	00	00	04	01	02	01	04	00	00	20
C. Stepping on, striking against or struck by objects excluding falling objects	23	05	02(2)	04(1)	11(2)	07(3)	02(1)	03(2)	01	01(1)	08(2)	67(14)
D. Caught in or between	00	02(1)	01(1)	00	01	00	03	00	03	01	01(1)	12(3)
E. Over exertion or wrong movement	00	00	00	00	00	00	00	00	00	00	00	00
F. Exposure to or contact with extreme temperature	00	00	00	00	00	00	00	00	00	00	00	00
G. Exposure to or contact with electric current	00	00	00	00	00	00	00	01	00	00	00	01
H. Exposure to or contact with dangerous goods	00	00	00	00	01	00	00	00	00	00	00	01
I. Explosion	00	00	00	00	01(1)	00	00	00	00	00	00	1(1)
J. Others	00	00	00	00	00	00	00	08(2)	00	00	00	8(2)
TOTAL	41	08(1)	04(4)	04(1)	23(4)	08(3)	08(1)	16(4)	10	02(1)	16(4)	140(23)

NOTE: Figures in brackets indicate FATAL ACCIDENTS

10 International Statistics on Occupational Injuries

The International Labour Organisation (ILO) publishes the country-wise Labour Statistics in its Year Book. These statistics contains information on:

- (i) Economically active population
- (ii) Employment
- (iii) Hours of work
- (iv) Wages
- (v) Labour cost
- (vi) Consumer price indices
- (vii) Occupational injuries
- (viii) Strikes and lock outs

In order to have a comparative analysis of the Indian situation with regard to occupational injuries in manufacturing sector, the effort is being made to use the information published in the LABORSTA Internet, an International Labour Office database on labour statistics operated by the ILO Bureau of Statistics, available in respect of some of the countries. In this context it is felt that, the information relating to total injuries alone would be inappropriate measure for comparison of the status. Therefore, the rate of injuries has been taken as a basis of comparison. The country-wise rate of reported fatal injuries and non-fatal injuries in manufacturing sector are given in table 10.1 and table 10.2 respectively, for the period 1999-2008.

Table 10.1: Country-wise rate of reported Fatal Injuries in Manufacturing Sector

COUNTRY	WORKER COVERAGE	1999	2000	2001	2002	2003	2004	2005	2006	2007	2008	NOTE
Argentina	Per 100,000 workers insured	19.97	19.31		17.84	13.16	16.23	17.73	17.57	14.93		
Australia*	Per 100,000 employees	1.00	2.00	3.30	2.60	2.50	2.80	2.00	2.80	3.00		
Bangladesh	Per 100,000 workers employed	0.60	5.17									
Brazil*	Per 100,000 employees		11.58									
Bulgaria	Per 100,000 workers insured	7.12	4.80	6.60	5.40	4.60	6.70	6.80	6.10	5.30		
Canada*	Per 100,000 employees	8.60	9.30	8.60	9.90	8.80	8.80	10.40	9.40	12.30		
Denmark	Per 100,000 workers employed	3.00	2.00	2.00								
Egypt	Per 100,000 employees	9.00	7.00	7.00	6.00	6.90						
Finland*	Per 100,000 employees	2.60	3.90	2.30	2.10	2.40	2.70	1.50	1.70	1.20		
France*	Per 100,000 workers insured	3.77						2.60	3.10	3.70		
Hong Kong, China	Per 100,000 employees	16.10	15.10	12.70	8.30	11.00	17.30	8.50	13.10	13.40		
Hungary	Per 100,000 employees	3.12	2.88	2.61	2.71	1.03	4.25	2.76	1.96	2.06	2.11	
Italy*	Per 100,000 workers insured	6.00	5.00	5.00	4.00	5.00	4.00	4.00	4.00	4.00		
Japan	Per 1,000,000 hours worked	0.01	0.01	0.01	0.01	0.00	0.01	0.01	0.01	0.01	0.01	
Korea Rep.*	Per 1,000,000 hours worked	0.06	0.06	0.05	0.05	0.05	0.05	0.05	0.05	0.05	0.05	
Pakistan	Per 100,000 workers employed	12.40	18.00	37.80	27.60							
Philippines	Per 1,000,000 hours worked		0.01		0.03	0.01						
Poland	Per 100,000 workers employed		5.80	5.30	4.50	5.00	4.90	4.20	5.00	4.60	4.00	
Portugal	Per 100,000 workers insured	5.10	7.20	5.40	7.10	5.10	5.50	5.80	4.40			
Spain	Per 100,000 workers insured	9.69	8.82	8.23	5.97	4.98	5.33	5.00	5.40	3.60	3.70	
Sri Lanka	Per 1,000,000 hours worked	0.09	0.01	0.01	0.01	0.01	0.01	0.01	0.02	0.03	0.01	
Sweden	Per 100,000 workers employed	1.70	0.70	1.40	1.10	1.20	1.10	1.60	1.70	1.10		
UK	Per 100,000 employees	1.10	1.20	1.30	1.22	0.80	1.40	1.40	1.32			
US	Per 100,000 workers employed	4.00	3.00	3.00	3.00	2.50	3.00	2.00	3.00	3.00		

SOURCE: INTERNATIONAL LABOUR ORGANIZATION Geneva, LABORSTA Labour Statistics Database

Notes:

- * Compensated injuries
- 1 Excluding Victoria and Australian Capital Territory.
- 2 Establishments with 50 or more persons employed. Deaths occurring within six months of accident.
- 3 Cases recognized for compensation during the year.
- 4 Establishments with 100 or more regular employees.
- 5 Establishments with 20 or more persons employed.
- 6 Deaths occurring within six months of accident.
- 7 Deaths occurring within one month of accident.

Table 10.2: Country-wise Rates of Non-Fatal Injuries in Manufacturing Sector

COUNTRY	WORKER COVERAGE	1999	2000	2001	2002	2003	2004	2005	2006	2007	2008	2009
Argentina	Per 100,000 workers insured	13598.0	12715.0		9890.0	11970.0	13120.0	12830.0	12250.0	12440.0		
Australia*	Per 100,000 employees	2960.0	2760.0	1090.0	1050.0	1000.0	1120.0	1110.0	1030.0	1080.0		
Bangladesh	Per 100,000 workers employed	189.2	133.9									
Brazil*	Per 100,000 employees		2460.3									
Bulgaria	Per 100,000 workers insured	799.0	485.0	423.0	387.0	329.0	295.0	289.0	245.0	218.0		
Canada*	Per 100,000 employees	5080.0	5101.0	4688.0	4194.0	3914.0	3685.0	3633.0	3492.0	3200.0		
Denmark	Per 100,000 workers employed	3429.0	3404.0	3219.0								
Egypt	Per 100,000 employees	4157.0	3452.0	2953.0	3276.0	2633.0						
Finland*	Per 100,000 employees	4465.4	4369.0	4256.0	4011.0	4006.0	3884.0	3926.0	3912.0	3789.0		
France*	Per 100,000 workers insured	5154.7						4310.8	4194.5	4223.8		
Hong Kong, China	Per 100,000 employees	2724.0	2995.0	2808.0	2636.0	2302.0	2518.0	2487.0	2621.0	2513.0		
Hungary	Per 100,000 employees	1307.0	1166.0	1249.0	1234.0	1235.0	1153.0	1136.0	1056.0	1012.0	1080.0	
Italy*	Per 100,000 workers insured	4786.0	4588.0	4237.0	3937.0	3737.0	3586.0	3510.0	3420.0	3264.0		
Myanmar	Per 100,000 employees	108.0	88.0	100.0	101.0	56.0	79.0	41.0		26.0	29.0	
Norway	Per 100,000 workers employed	2991.3	2823.1	2607.6	2290.0	1985.6	1828.0	1639.0	1404.0	1451.3	1304.2	
Pakistan	Per 100,000 workers employed	29.5	79.1	52.8	48.1							
Philippines	Per 1,000,000 hours worked		10.1		5.8	6.5						
Portugal	Per 100,000 workers insured	7113.0	6086.4	6367.0	6001.0	5816.0	5455.0	5547.0	5508.0			
Romania	Per 100,000 employees	125.0	120.0	124.0	120.0	118.0	120.0	107.0	107.0	93.0	92.0	
Singapore	Per 1,000,000 hours worked	2.1	1.8	0.0	1.9	1.8	1.8	1.7	2.5	665.0	633.0	
Spain	Per 100,000 workers insured	11325.0	11297.0	10856.2	10358.0	9786.8	10094.7	10083.0	10209.0	9936.0	8772.0	
Sri Lanka	Per 1,000,000 hours worked	9.4	0.9	1.2	0.8	0.7	0.5	0.5	0.6	1.3	0.5	
Sweden	Per 100,000 workers employed	1413.0	1488.0	1377.0	1426.0	1313.0	1355.0	1302.0	1277.0	1209.0		
Switzerland*	Per 100,000 workers insured	3130.8	2977.0	2988.0	2918.0	2783.0	2612.0	2578.0	2538.0	2471.0		
United Kingdom	Per 100,000 employees	1208.5	1191.3	1157.2	1152.6	1117.0	1036.0	994.6	942.2			
United States	Per 200,000 hours worked	8.0	7.8	7.0	6.4	1.6	1.6	1.5	1.4	1.3		

SOURCE: INTERNATIONAL LABOUR ORGANIZATION Geneva, LABORSTA Labour Statistics Database

Notes: *Compensated Injuries else Reported Injuries

1 Financial year ending in year indicated; excluding Victoria and Australian Capital Territory.

2 Establishments with 50 or more persons employed.

3 Incapacity of 3 days or more.

4 Incapacity of 4 days or more.

5 Year ending in March of the year indicated. Incapacity of 2 days or more.

6 Establishments with 20 or more persons employed.

7 Deaths occurring within the same reference year as accident.

8 Incapacity of 4 days or more. For 2007 & 2008, Per 100,000 workers employed, Excluding shipbuilding and marine engines

9 Private sector.

UNIT LEVEL CONSULTANCY STUDIES - 2009

Sl. No.	Area	CLI MUMBAI		RLI KOLKATA		RLI CHENNAI		RLI KANPUR		RLI FARIDABAD	
		Completed	Under Progress	Completed	Under Progress	Completed	Under Progress	Completed	Under Progress	Completed	Under Progress
1	2	3	4	5	6	7	8	9	10	11	12
1	Safety Audit	2	4	2	4	1	1	4	1	1	-
2	Occupational Health	-	-	1	-	-	-	-	-	-	-
3	Airborne Contaminants	13	4	-	-	-	-	-	-	-	-
4	Noise Level	3	-	-	-	-	-	-	-	-	-
5	Ventilation study	3	-	-	-	-	-	-	-	-	-
6	Maximum Credible Loss Scenario	1	-	-	-	-	-	-	-	-	-
7	HAZOP	2	-	-	-	-	-	-	-	-	-
8	Safety Audit-MAHC	1	-	-	-	-	-	-	-	-	-
9	Consequence analysis	2	-	-	-	-	-	-	-	-	-
10	Ergonomic Evaluation	-	-	-	-	-	-	-	-	-	-
11	Heat Stress	2	-	-	-	-	-	-	-	-	-
12	Industrial Hygiene Survey	-	-	-	1	-	-	-	-	-	-
13	Dispersion Modeling	2	-	-	-	-	-	-	-	-	-
14	Environmental Conditions	4	-	-	-	-	-	1	-	-	-
15	Illumination	1	-	-	-	-	-	-	-	-	-
16	Vibration study	1									
	Total:	37	8	3	5	1	1	5	1	1	-

LONGER DURATION TRAINING PROGRAMMES - 2009

Sl	Participants and Area	CLI MUMBAI		RLI KOLKATA		RLI CHENNAI		RLI KANPUR		RLI FARIDABAD		IDS OFFICES	
		Progr- mmes	Partic i- pants	Progr a- mmes	Partic i- pants	Progr a- mmes	Partic i- pants	Prog ra- mmes	Parti ci- pants	Progr a- mmes	Partic i- pants	Progr amme	Partici- pants
A	Inspectors of Factories												
	Basic	1	19(6)	-	-	-	-	-	-	-	-	-	-
	Refresher course	1	13(5)	-	-	-	-	-	-	-	-	-	-
	Chemical	-	-	1	11(6)	1	13(8)	1	14(8)	-	-	-	-
	Refresher Course- MAHC	-	-	-	-	-	-	-	-	-	-	-	-
B.	Safety Officers												
	ADIS	1	46(39)	1	25(15)	1	40(36)	1	46(41)	-	-	-	-
	Refresher Course	-	-	-	-	-	-	-	-	-	-	-	-
C	Factory Medical Officers												
	AFIH	1	50(50)	1	10(10)	-	-	-	-	-	-	-	-
	Refresher Course	-	-	1	10(8)	-	-	-	-	-	-	-	-
D	Management Personnel												
	Industrial Safety	7	163(107)	1	23(8)	-	-	1	15(8)	-	-	-	-
	Industrial Hygiene	3	28(7)	1	8(7)	-	-	-	-	-	-	-	-
	Occupational Health	1	14(14)	1	21(14)	-	-	1	18(12)	-	-	-	-
	Industrial Physiology	2	26(7)	-	-	-	-	-	-	-	-	-	-
	Ergonomics	2	28(5)	-	-	-	-	-	-	-	-	-	-
	Staff Training	1	7(6)	2	51(2)	-	-	-	-	-	-	-	-
	Industrial Productivity	2	39(12)	-	-	-	-	-	-	-	-	-	-

ANNEXURE- II

Contd.

LONGER DURATION TRAINING PROGRAMMES - 2009

SI	Participants and Area	CLI MUMBAI		RLI KOLKATA		RLI CHENNAI		RLI KANPUR		RLI FARIDABAD		IDS OFFICES	
		Progr- mmes	Partic i- pants	Progr a- mmes	Partic i- pants	Progr a- mmes	Partic i- pants	Prog ra- mmes	Parti ci- pants	Progr a- mmes	Partic i- pants	Progr amme	Partici- pants
	Industry Psychology	4	63(25)	-	-	-	-	-	-	-	-	-	-
	MAHC	2	20(4)	-	-	-	-	-	-	-	-	-	-
	HAZOP	1	14(9)	1	20(1)	-	-	-	-	-	-	-	-
	Hazardous substances	1	10(7)	-	-	1	25(53)	-	-	-	-	-	-
	Hazardous Processes	1	28(22)	-	-	-	-	1	9(5)	-	-	-	-
	Risk assessment	-	-	-	-	-	-	-	-	-	-	-	-
	Construction Safety	1	25(1)	2	39(22)	-	-	-	-	-	-	-	-
	Environmental Pollutants	3	37(23)	1	4(4)	-	-	-	-	-	-	-	-
E. Trade Union Leaders/workers/ Joint Participation													
	Industrial Safety	-	-	1	2(2)	-	-	2	38(19)	1	7(4)	-	-
	Staff Training	1	21(4)	-	-	-	-	-	-	-	-	-	-
	Industrial Productivity	1	8(2)	-	-	-	-	-	-	-	-	-	-
	Indl. Psychology	2	38(4)	-	-	-	-	-	-	-	-	-	-
	Hazardous Substances	1	14(9)	-	-	-	-	-	-	-	-	-	-
	Chemical Safety	-	-	-	-	-	-	1	24(10)	-	-	-	-
	Occupational Health	1	27(14)	-	-	-	-	-	-	-	-	-	-
	Dock Safety	-	-	1	12(5)	-	-	-	-	-	-	5	110(35)
	Total:	41	738(382)	15	236(104)	3	78(97)	8	164(103)	1	7(4)	5	110(35)

ANNEXURE-

III

IN-COMPANY TRAINING PROGRAMMES - 2009

Sl.	Participants and Area	CLI MUMBAI		RLI KOLKATA		RLI CHENNAI		RLI KANPUR		RLI FARIDABAD	
No.		Progra- mmes	Partici- pants	Progra- mmes	Partici- pants	Progra- Mmes	Partici- pants	Progra- mmes	Partici- pants	Progra- mmes	Partici- pants
A.	Management Personnel										
	a) Industrial Safety	-	-	-	-	4	91(4)	-	-	-	-
	b) Occupational Health	-	-	-	-	-	-	1	38(1)	-	-
	c) Industrial Physiology	-	-	-	-	-	-	-	-	-	-
	d) Industrial Ergonomics	-	-	-	-	-	-	-	-	-	-
	e) Productivity	-	-	-	-	-	-	-	-	-	-
	f) Staff Training	-	-	-	-	-	-	-	-	-	-
	g) Industrial Psychology	-	-	-	-	-	-	-	-	-	-
	h) MAHCA	-	-	-	-	2	21(2)	-	-	-	-
B.	Trade Union Leaders/workers/ Joint Participation										
	a) Industrial Safety	6	122(3)	2	136(2)	-	-	-	-	-	-
	b) Industrial Hygiene	-	-	-	-	-	-	-	-	-	-
	c) Occupational Health	-	-	-	-	-	-	-	-	-	-
	d) Industrial Psychology	5	143(2)	-	-	-	-	-	-	-	-
	e) Dock Safety	-	-	-	-	-	-	-	-	-	-
	Total:	11	265(5)	2	136(2)	6	112(6)	1	38(1)	-	-

Note: Figures in bracket indicate number of organisations.

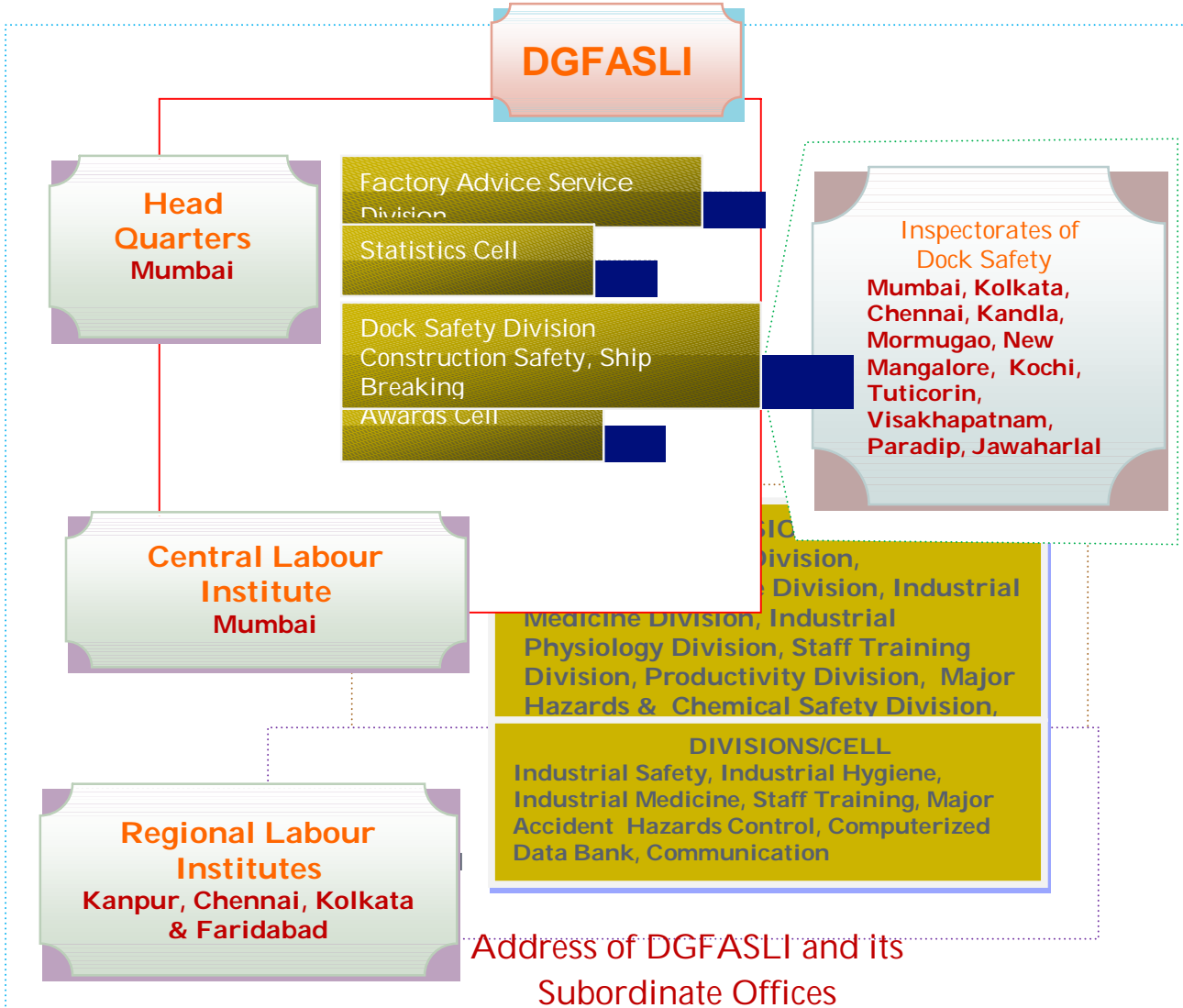
ANNEXURE- IV

SHORT DURATION (1-2days) TRAINING PROGRAMMES - 2009

Sl No.	Participants and Area	CLI MUMBAI		RLI KOLKATA		RLI CHENNAI		RLI KANPUR		RLI FARIDABAD		INSPECTORATE OF DOCK SAFETY	
		Programmes	Participants	Programmes	Participants	Programmes	Participants	Programmes	Participants	Programmes	Participants	Programmes	Participants
1	Industrial Safety	-	-	4	119(4)	3	121(18)	-	-	1	22(9)	-	-
2	Industrial Hygiene	-	-	-	-	-	-	-	-	1	9(6)	-	-
3	Occupational health	-	-	1	22(7)	-	-	-	-	-	-	-	-
4	Industrial Ergonomics	5	133(5)	-	-	-	-	-	-	-	-	-	-
5	Industrial Physiology	1	24 (1)	-	-	-	-	-	-	-	-	-	-
6	Industrial Psychology	1	14(1)	-	-	-	-	-	-	-	-	-	-
7	MAHCA	-	-	-	-	-	-	-	-	1	9(5)	-	-
	Total:	7	171(7)	5	141(11)	3	121(18)	-	-	3	40(20)	-	-

Note: Figures in bracket indicate number of organisations

ORGANISATION CHART



<p>Directorate General Factory Advice Service & Labour Institutes, Mumbai N.S.Mankikar Marg, Sion, Mumbai-400 022. PBX No.91-22-24092203 Fax: 022-24071986 e-mail: fasli@dgfasli.nic.in</p>	<p>Regional Labour Institute, Chennai Sardar Patel Road, Adyar, TTTI PO, Chennai-600113 Tel: 22350737, 22351569, 22355690 FAX : 044- 22352457 e-mail: rlic@vsnl.net</p>	<p>Inspectorate Dock Safety, Goa 108, Neogi Mansion, Vasco-Da-Gama, Mormugao, Goa-403802 Tel: 2517334 Fax: 0832 -2517334 e-mail: fasli@dgfasli.nic.in</p>
--	---	--

**Central Labour Institute,
Mumbai**

N.S.Mankikar Marg, Sion,
Mumbai-400 022.

PBX No.91-22-24092203

Fax: 022-24071986

e-mail: cli@dgfasli.nic.in

**Regional Labour Institute,
Faridabad**

Sector 47, Haryana - 121003

Tel: 0129-2468022

FAX : 0129-2437064

e-mail:

rlifaridabad@yahoo.co.in

**Inspectorate Dock Safety,
New Mangalore**

New Mangalore Port,
Panambur, New Mangalore-
575010

Tel: 2407781

Fax: 0824 – 2407781

e-mail: idsmlr@sancharnet.in

**Regional Labour Institute,
Kanpur**

Sarvodya Nagar,
Kanpur-208 005

Tel: 2218691,2218692,
2218745

Fax : 0512-2215112

e-mail: rli_kanpur@vsnl.net

**Inspectorate of Dock
Safety, Mumbai**

Operation Service Centre, 3rd
Floor, P.D'mello Rd., Mumbai-
400 038

Tel: 22613391, 22692180

Fax : 022 – 22613391

e-mail: idsmumbai@vsnl.net

**Inspectorate Dock Safety,
Kandla**

Near Bunder Gate, New
Kandla -370210

Tel: 270249

Fax: 02836 – 270249

e-mail:

idskandla@sancharnet.in

**Regional Labour Institute,
Kolkata**

Lake Town, Kolkata-700 089

Tel: 25342732, 25342735,
25343254

Fax: 033 – 25348182

email: rlikol@vsnl.net

**Inspectorate Dock Safety,
J. N. Port**

POC Canteen Bldg., J.N. .Port,
Sheva, Navi Mumbai – 400 707

Tel: 27471584, 27470201

**Inspectorate Dock Safety,
Cochin**

C.D.L.B. Dispensary Building,
G.V.Ayyar Rd, Willington
Island, Cochin-682003

Tel: 2666532

Fax : 0484 – 2666532

e-mail:

idscochin@sancharnet.in

**Inspectorate Dock Safety,
Tuticorin**

Tuticorin Port Trust, Admn.
Office Building, Post. Box No.4,
Harbour P.O. Tuticorin-628004

Tel: 2352372

Fax: 0461 – 2352372

e-mail: dstuty@sancharnet.in

**Inspectorate Dock Safety,
Visakhapatnam**

Old D.L.B. Building, 1st Floor,
Port Area, Opp. Harbour Main
Gate Building,

Visakhapatnam-530 035

Tel: 2563857

Fax : 0891-2563857

e-mail: idsvizag@sancharnet.in

**Inspectorate Dock Safety,
Kolkata**

Nizam Palace, 1st floor, 2nd
M.S.O. Building, 234/4, A.J.C.
Bose Road, Kolkata-700 020.

Tel: 22830718, 22830719

Fax : 033 – 22830718

e-mail: idskol@vsnl.net

**Inspectorate Dock Safety,
Chennai**

3rd Floor, Anchor Gate
Building, Rajaji Salai, Chennai
- 600 001.

Tel: 25220888, 25246419

Fax: 044 – 25220888

e-mail: idschn@vsnl.net

**Inspectorate Dock Safety,
Paradip**

P.B. No.126, Dist. Paradip,
Jagatsinghpur, Orissa –
754142.

Tel : 222413

Fax : 06722 – 222413

e-mail: idsparadip@sify.com

**Inspectorate of Dock Safety,
Ennore**

(Being setup)

Operated from Inspectorate
Dock Safety, Chennai

Location Map of DGFASLI Offices

