

STANDARD REFERENCE NOTE 2011

DGFASLI



Ministry of Labour & Employment, Government of India

Directorate General Factory Advice Service & Labour Institutes

VYAAVASAYIK SURAKSHA AUR SWASTHYA BHAVAN, N.S. MANKIKAR MARG, SION, MUMBAI - 400 022

Web: www.dgfasli.nic.in Tel: 022-24092203

Fax: 022-24071986

e-mail: fasli@dgfasli.nic.in

PREFACE

DGFASLI is technical arm of Ministry of Labour and Employment in matters related to Occupational Safety and Health in Factories, Ports and Docks. The organisation assists the Central Government in formulating policies in the administration of the Factories Act, 1948, enforcing the Dock Workers (Safety, Health and Welfare) Act, 1986 and liaising with State Governments, Union Territories, Port authorities and Industries for effective implementation of these statutes.

The Standard Reference Note 2011 provides comprehensive information on the objectives, functions, important activities and budget of the organisation. It contains details about the studies, surveys, audits, support services, training programmes, promotional and other activities carried out by DGFASLI in its effort to prevent accidents and occupational diseases in Factories, Ports and Docks. This Standard Reference Note also provides information on targets and achievement of the Plan schemes.

In addition to presenting the information on industrial injuries collected and analysed by Labour Bureau, this Standard Reference Note further contains the state-wise information relating to occupational safety and health in factories based on the information collected by DGFASLI from the Chief Inspectors of Factories. It also provides information on Safety and Health matters such as industrial injuries, safety inspections, investigations etc. in respect of 11 major ports. This compilation of data and its analysis reflects the trends, causes and areas of concern to avoid accidents and improve working environment in factories and ports.

To recognize safety efforts in Factories, Ports and Docks, DGFASLI, on behalf of Ministry of Labour and Employment, Government of India, organized the Awards presentation function for Vishwakarma Rashtriya Puraskar and National Safety Awards for the Performance year 2009. The awards were presented by the Hon'ble Minister of Labour & Employment, Shri Mallikarjun Kharge. 225 Vishwakarma Rashtriya Puraskar and 311 National Safety Awards applications were accepted for processing and assessment. Out of which 28 applications were selected as Winners of Vishwakarma Rashtriya Puraskar for the performance year 2009. A total of 123 applications (72 Winners & 51 Runners-up) were selected for National Safety Awards under the different schemes.

Mumbai
March, 2013



(S.B.Mathur)
Director General

Contents

1	General Information about DGFASLI Organisation	1
2	Budget.....	5
3	Plan Schemes.....	6
4	Safety & Health Improvement in Factories, Docks and Construction.....	8
5	Safety Awards.....	26
6	Human Resource Development	29
7	Statistics on Occupational Safety and Health in Factories.....	31
8	Statistics on Status of compliance with statutory provisions based on Data collected by DGFASLI.....	40
9	Statistics on Occupational Safety and Health in Ports.....	58

Annexure

I.	Unit Level Consultancy Studies – 2011.....	68
II.	Longer Duration Training Programmes – 2011.....	69
III.	In-company Training Programmes – 2011.....	71
IV.	Short Duration Training Programmes – 2011.....	72

Appendix

I.	Organisation Chart.....	73
II.	Address of DGFASLI and its subordinate offices	74
	Location Map of DGFASLI Offices.....	75

--1 – General Information about DGFASLI Organisation

Directorate General of Factory Advice Service & Labour Institutes

1.1 DGFASLI

The Directorate General of Factory Advice Service & Labour Institutes (DGFASLI), formerly known as Chief Adviser of Factories, was set up in 1945 in Delhi, with the objective of advising the Central and State Governments on administration of the Factories Act, and liaising with factories inspection services in the States. The office was subsequently shifted to Mumbai in 1966.

DGFASLI achieved significant importance as an attached office of the Ministry of Labour and Employment, Government of India serving as a technical arm to assist the Ministry in formulation of National policies on Occupational Safety and Health in Factories and Docks.

The Dock Workers (Safety, Health and Welfare) Act 1986 and the Regulations 1990 provide for Safety, Health and Welfare of dock workers. These are enforced by the DGFASLI through the Inspectorates of Dock Safety set up in all the major ports in India.

1.2 Functions:

- Rendering advice and carrying out support research activities for the administration of the Factories Act, 1948 and the Dock Workers (Safety, Health and Welfare) Act, 1986.
- Co-ordinating technical and legal activities to facilitate uniform standards of enforcement of safety and health in manufacturing and port sectors.
- Administration of the Dock Workers (Safety, Health & Welfare) Act, 1986 and Regulations framed there under and enforcing these in the major ports of the country.
- Educating and training employers and employees on matters relating to safety and health.
- Conducting promotional activities by operating schemes for (i) recognition of good suggestions under Vishwakarma Rashtriya Puraskar and good (ii) worker's outstanding contribution in organizations, under Prime Minister's Shram Awards; and (iii) safety performance under National Safety Awards (on behalf of the Ministry).
- Co-operating with International agencies like ILO, WHO, UNDP and advising Central Government in the adoption of international standards concerning safety and health.
- Training of foreign nationals and rendering expert advice to developing countries.
- Building Competence of enforcement agencies.
- Issuing approval to flameproof electrical enclosures.
- Collecting and disseminating information and material relating to safety and health.

1.3 Organization:

DGFASLI organization comprises of the headquarters, Central Labour Institute, 4 Regional Labour Institutes and 11 Inspectorates of Dock Safety.

- Headquarter situated in Mumbai
- Central Labour Institute in Mumbai
- Regional Labour Institutes in Kolkata, Chennai, Kanpur and Faridabad
- Inspectorates of Dock Safety at Mumbai, Kolkata, Chennai, Kandla, Mormugao, Tuticorin, New Mangalore, Cochin, Visakhapatnam, Paradip and Jawaharlal Nehru Port. The Inspectorate of Dock Safety at Ennore is being setup.

In 1959, the Central Labour Institute, Mumbai was established under UNDP Project as a socio-economic laboratory and as a national institute dealing with scientific study of human aspects of industrial development. Subsequently, Regional Labour Institutes (RLIs) were established at Kolkata, Kanpur, Chennai and Faridabad to serve as Regional Centers. The detailed organisation structure is given in **Appendix I** and the contact addresses, the area of operations of the RLIs etc. is shown in **Appendix II**.

The Central Labour Institute and Regional Labour Institutes are fully equipped with necessary laboratory facilities for conducting studies and surveys in the field of safety and health. The Institutes are also having conference facilities fully supported with modern audio-visual equipment. Industrial Safety, Health and Welfare Centers are also established at these Labour Institutes. Training Centres and Safety Exhibition Centers are also established in some of the inspectorates of dock safety.

1.4 **Human Resource:** The human-resource in the organization comprises of engineers, medical doctors, industrial hygienists, industrial physiologists, industrial psychologists, statisticians, audio-visual experts, artists etc. The manpower strength of the organization is given in table 1.1. & 1.2

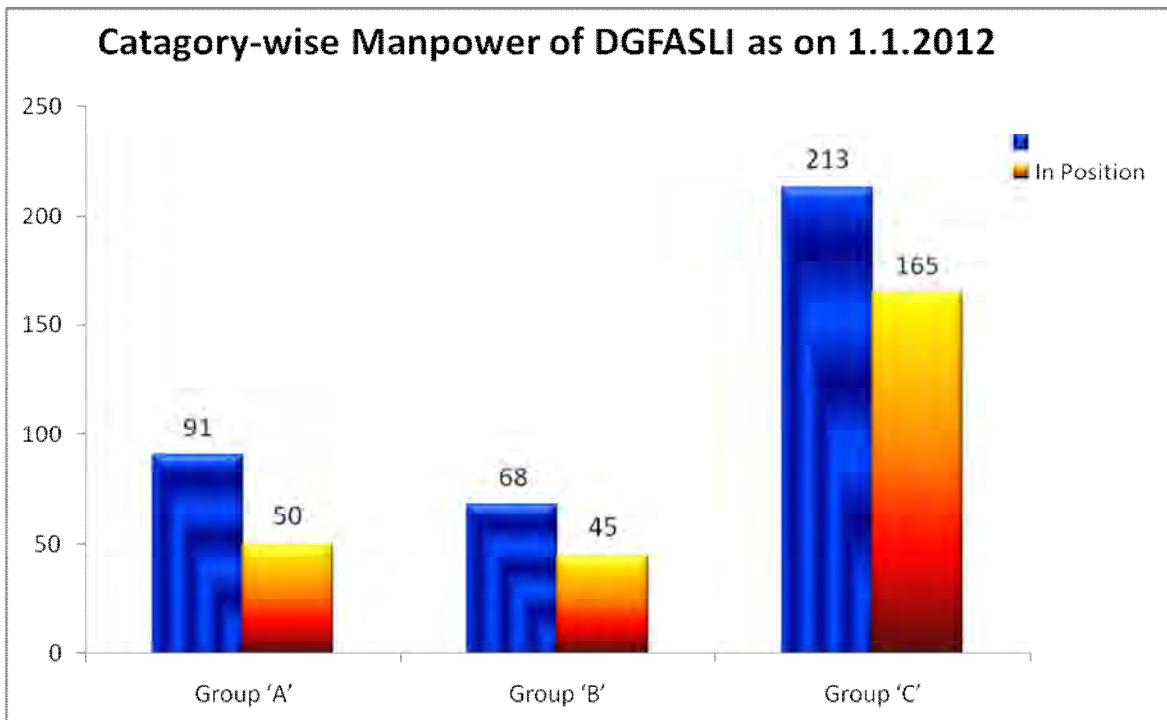
Table 1.1 Manpower strength of the organization as on 1.1.2012

Units	Technical		Administrative		Total	
	Sanctioned	In Position	Sanctioned	In Position	Sanctioned	In Position
Headquarters	12	10	46	35	58	45
CLI Mumbai	50	29	68	61	118	90
4 RLIs	61	30	79	53	140	83
11 IDSs	25	19	31	23	56	42
Total:	148	88	224	172	372	260

Table 1.2 Manpower strength of the organization in Groupwise as on 1.1.2012

Group	Sanctioned	In Position
Group "A"	91	50
Group "B"	68	45
Group "C"	213	165
Total	372	260

Chart 1.1



2 Budget

The allocation of funds for the various constituents and plan schemes of the organisation for 2011-2012 and 2012-2013 of the XIth Five year plan is given below:

Sl.No.	SCHEMES	Revised Estimates 2011-2012	Budget Estimates 2012-2013
A. NON-PLAN			
1	DGFASLI & IDS	632.00	666.00
2	Research & Training (CLI & RLIs)	990.00	1062.00
	Total: (NON-PLAN)	1622.00	1728.00
B. PLAN			
1	Establishment of Regional Labour Institute at Faridabad	135.00	250.00
2	Strengthening of DGFASLI Organisation and OSH in Factories and Ports	552.00	529.00 NER 171.00
3	Identification and Elimination of Silicosis in India	3.00	0.00
	Total: (PLAN)	690.00	950.00
	GRAND TOTAL:	2312.00	2678.00

3 Plan Schemes

During 2011-2012, two Plan Schemes under the XIth Five Year Plan are taken up by DGFASLI for implementation, namely (1) Establishment of Regional Labour Institute at Faridabad and (2) Strengthening of DGFASLI organization and OSH in Factories & Ports.

3.1 Plan Scheme I: Establishment of Regional Labour Institute at Faridabad

Objectives: The objective of the Scheme is to cater to the needs of the Northern region i.e., the States of Punjab, Haryana, Himachal Pradesh, Jammu & Kashmir, Union territory of Chandigarh and the National Capital Territory of Delhi, in the areas of safety and health.

Table 3.1 Targets & Achievements (January to December 2011)

Sl. No.	Activities	Targets	Achievements
1.	Creation of Various Posts	40	As per SIU report, 18 posts created and the remaining posts are to be outsourced.
2.	Setting up of Laboratories	To be spread over this period	Three Labs have been setup. Strengthening of Labs is in progress.
3.	Short & Long duration training programmes / Inplant training programmes	10	9
4.	One year post Diploma Course in Industrial Safety	1	Continuing (43 students admitted in present batch)
5.	3 month course – Associate Fellow of Industrial Health (AFIH)	-	-
6.	One month Training Programme	1	1 (for power transmission)
7.	Developing State-wise OSH monitoring	-	-
8.	Training programme for small and medium enterprises	2	-
9.	Research/Studies / Surveys	1	1
10.	National Seminar /Workshops	2	2
11.	Publication	-	4 posters published
12.	Video / film	-	

3.2 Plan Scheme II: Strengthening of DGFASLI Organization and OSH in Factories, Ports & Docks

Objectives: To strengthen the infrastructure facilities at DGFASLI organization including Central Labour Institute at Mumbai & Regional Labour Institutes located at Chennai, Kanpur & Kolkata, and Inspectorates Dock Safety at the eleven major ports for improving occupational safety and health status of workers in factories, ports and docks throughout the country thereby contributing to prevention of occupational injuries and diseases.

Table 3.2 Targets & Achievements (January to December 2011)

Sl.	Activities	Targets	Achievement
1.	Upgradation of various laboratories at CLI & RLIs	To be spread over the entire plan period	3
2.	a) Development of National Inventory on OSH information and follow up	4	6
	b) Upgradation and development of databases	4	8
	c) Development of Application Programmes	4	5
	d) Material Safety Data Sheet (MSDS) on request	*	6
	e) Industry-wise safety and health information	24	40
	f) INDOSHNEWS Publication	4	3
	g) Publication of Manuals, brochures, etc	2	8
3.	Conduction of specialized training programmes, seminars, workshops	25	43
4.	Conduction of studies/surveys/audits	25	21
5.	Enforcement activities in major ports (inspection of ships, container ship, loose gears, docks, container yards, hazardous installations, etc.)	1500	1453
6.	Testing of Respiratory & Non Respiratory PPE	700	680

*Can't be quantified

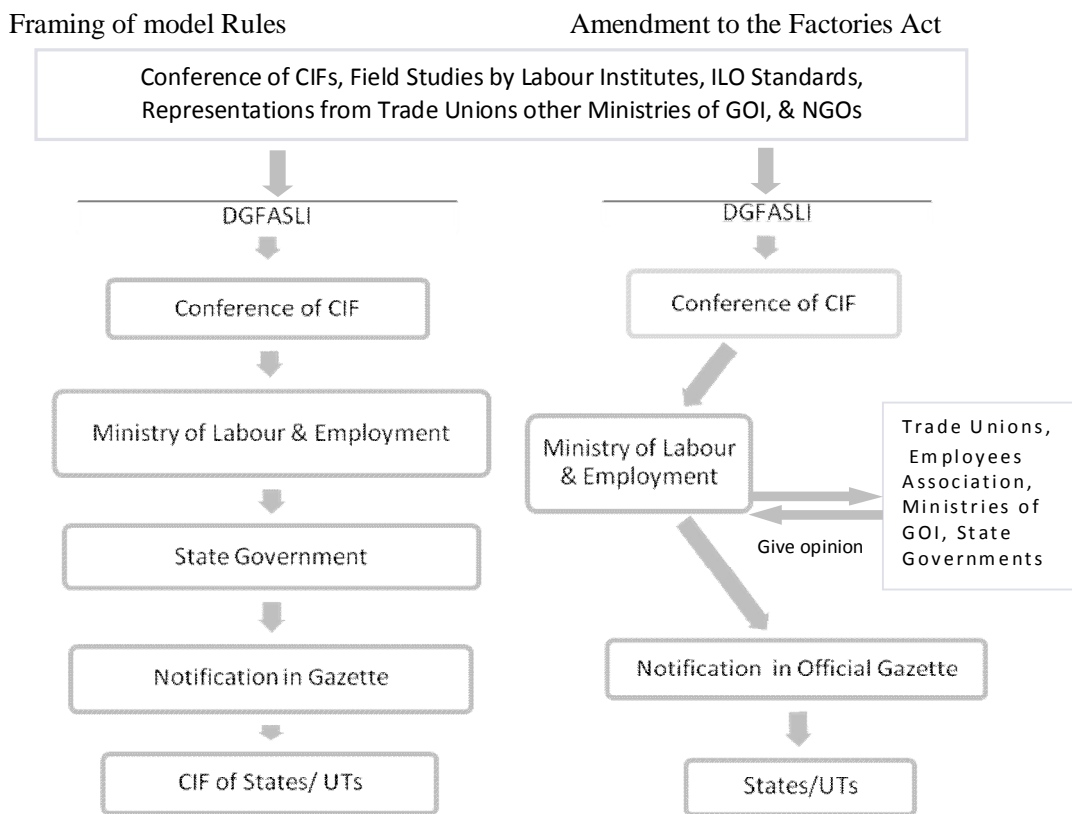
4 Safety and Health Improvement in Factories, Docks and Construction

4.1 Co-ordination in the Administration of the Factories Act, 1948

The Factories Act, 1948 is the principal and comprehensive legislation of the Parliament, which provides for the requirements concerning safety, health and welfare amenities needed by workers employed in factories. The provisions of the Act are applicable to the factories as defined under Section 2m(i), 2m(ii) or notified under Section 85 of the Act by the State Governments. under Section 2(cb)

The Ministry of Labour and Employment is accountable to the Parliament for proper enforcement of the Act. Uniformity in the application of the provisions of the Act in the State/Union Territories is achieved by circulating the Model Rules prepared by DGFASLI, which are incorporated by states in their State Factories Rules with necessary modifications to suit local needs. In the task of framing the Model Rules, the DGFASLI, on behalf of the Ministry of Labour and Employment, enlists the cooperation and involvement of the State Governments by convening annually a Conference of Chief Inspectors of Factories. The Conference discusses all matters relating to the administration of the Act as well as proposed amendments. Besides, the Conference also serves as a forum for discussion on the progress made in the application of techniques and methods for prevention of accidents and ill-health in factories.

Flowchart showing the system of Technical Standards Development



4.2 During the year 2011 comments/clarifications / replies/ materials were prepared on the following matters:

Table: 4.1

Sl.	Comments/ Clarifications / Replies/ Materials	No.
1.	Matters regarding Factories Act, 1948	4
2.	Matters regarding ILO Conventions/ILO Meetings	6
3.	Matters relating to Parliament Questions and Parliamentary Standing Committee on Labour meetings	34
4.	Matters regarding Court Cases	2
5.	Other Important Matters	34

4.3 The 51st Conference of Chief Inspectors of Factories:

The 51st Conference of Chief Inspectors of Factories was inaugurated on 25th April 2011 by Hon'ble Minister of Labour, Government of Madhya Pradesh, Shri Jagannath Singh, at IFX Conference Hall, BHEL, Bhopal. Shri A.C. Pandey, I.A.S., Joint Secretary, Ministry of Labour and Employment, Government of India, presided over the inaugural function. Shri Pukraj Maroo, I.A.S., Principal Secretary, Labour, Government of Madhya Pradesh, delivered the Keynote address. Shri G.M.E.K. Raj, Director General, DGFASLI, Government of India, highlighted the issues to be discussed in the Conference. Shri L.K. Pande, Additional Labour Commissioner, Madhya Pradesh, welcomed the dignitaries and delegates to the Conference and Shri Alok Sharma, Director of Industrial Health and Safety, Government of Madhya Pradesh extended the vote of thanks.

The important decisions taken during the conference are implementation of the National Policy on Safety , Health and Environment at Workplace, modification proposed in light to the Hon'ble Supreme Court's Judgment, to Schedule-XIII and Schedule-XIV of the Model Factories Rules framed under Section87 of the Factories Act, 1948, rationalization and simplification of reports and returns, list of factories to be notified under Section85 of the Factories Act, 1948, Review of the Model Factories Rules etc.

Comprehensive Amendments to the Factories Act, 1948:

On the directions received from the PMO, an expert committee was constituted on 30th December, 2010 to examine and make specific recommendations on the amendments to the Factories Act, 1948. Shri Narendra Jadhav, Member, Planning Commission was the Chairman and Shri Kaushik Basu, Chief Economic Advisor, and Shri Prabhat Chaturvedi, the then Secretary, Labour and Employment were the members. The committee held extensive tripartite discussions with the stakeholders and submitted its report on 23.6.2011. The recommendations made by the committee are under consideration and the proposed amendments are being revised accordingly.

Visit of the U.S Delegation:

Visit of the U.S Delegation including the visit by the US Department of Labour (USDOL) officials from 9th to 13th May 2011 to the DGFASLI to discuss and finalize the areas of technical cooperation in the field of occupational safety and health and mine safety.

EU Seminar at New Delhi: The 5th India-EU seminar on Employment and Social Policy "Occupational Safety and Health" was held between the senior officers of the Ministry of Labour and Employment and European Union at Symposia Hall, NASC Complex, Indian Council of Agriculture Research, New Delhi from 19-20 September, 2011 to discuss joint study concerning DGFASLI projects.

4.4 Implementation of the Right to Information Act 2005

- The enactment of Right to Information Act, 2005, is a gateway for the citizens to seek information under the control of Public Authority and promote transparency and accountability.
- DGFASLI being one of the Public Authorities, the C.P.I.O. received a total no. of 107 applications during the period January to December, 2011 out of which 77 applications were received under 6(3) of the RTI Act. Information was provided within the stipulated time frame to 85 applications and 5 applications were transferred to other public authorities under Section 6(3) of the RTI Act. and the remaining applications were carried forward to next year or rejected. An amount of Rs. 340/- was received during the said period as application fees and cost of providing information in material form.
- The Appellate Authority of DGFASLI received a total number of 7 applications during the period and all were replied within stipulated time frame.

4.5 Ship Breaking: The ship-breaking operations are covered under the provisions of the Factories Act, 1948 and the state factories Rules framed there-under. In addition, considering the hazardous nature of operations and health hazards associated with these operations, the Government of Gujarat has notified a separate schedule under Section 41 of the Factories Act, 1948. The Government of India have also taken special policy level measures as well as promotional activities for ensuring safety, health and welfare of workers employed in ship-breaking operations.

4.6 Administration of the Dock Workers (Safety, Health and Welfare) Act, 1986 and Regulation framed there under and the Environment (Protection) Act, 1986 and Rules framed there under:

The Dock workers (Safety, Health and Welfare), Act, 1986 and the Regulations 1990 framed there under cover safety, health and welfare aspects of all the workers engaged in dock work, whether in loading or

unloading of cargo on board the ship, alongside it or in transit sheds, warehouses or yard etc., within the port premises including those engaged in chipping and painting of ships. These statutes are in line with ILO Convention No. 152 on Occupational Safety and Health (Dock Work).

Administration of the Act and the Regulations in major ports is carried out by the Ministry of Labour and Employment, through DGFASLI, Mumbai. The Director General is the Chief Inspector of Dock Safety appointed under the Act. The Chief Inspector of Dock Safety is also an authority for enforcement of the Manufacture, Storage and Import of Hazardous Chemicals Rules, 1989 framed under the Environment (Protection) Act, 1986, in the major ports.

The above statutes are enforced by the Inspectors posted at Inspectorate of Dock Safety at all the major ports viz. Mumbai, Kolkata, Chennai, Kandla, Mormugao, New Mangalore, Cochin, Tuticorin, Visakhapatnam, Paradip and Jawaharlal Nehru Port except Ennore where the Inspectorate is yet to be set up. Presently, the enforcement in this Port is carried out by the Inspectors posted in Inspectorate Dock Safety, Chennai. Inspectors also enforce the Marking of Heavy Packages Act, 1951 and Rules framed there under in the major ports.

The main function of the Inspectorates is to ensure the compliance with the provisions under the statutes. The statutory responsibilities of Inspector include inspection of ships, tankers, loose-gears, container-handling equipment, docks, container-yard and terminal, hazardous installations and isolated storages, tanks; carrying out the investigation of accidents (fatal and serious) and dangerous occurrences; prosecution of employers, attending to complaints, providing advisory services and conducting safety promotional activities like training programmes, workshops, celebration of safety week etc. The Inspectorate also prosecutes the agency responsible for serious violation of any provision of the Act and Regulations framed there under.

Safety week celebrations were held at the Ports of Mumbai, Kolkata, Visakhapatnam, Chennai, New Mangalore, Cochin, J.N.Port, Kandla and Tuticorin. During the celebrations, various safety promotional activities like safety poster competitions, safety quiz contest, first-aid and fire fighting demonstrations and appreciation programmes were organized for benefit of dock workers and their families.

4.7 Safety and Health in Construction Sector:

The Building and Other Construction Workers (Regulation of Employment and Conditions of Service) Act (BOCW Act) was enacted in 1996. The Central Government is the appropriate government for notifying the rules and regulations under the Act as well as the enforcement of the provisions under the said Rules, in respect of establishments in relation to which Central Government is the appropriate government under the Industrial Disputes Act, 1947. In respect of other establishments, the State Government is the appropriate government for notifying the Rules and enforcing the provisions. DGFASLI at the behest of the Ministry of Labour and Employment had done the entire work of drafting the above said Act 1996 as well as framing of the Central Rules of 1998 made thereunder. The Director General, DGFASLI is a member on the Central Advisory Committee constituted under Rule 10 of the Central Rules of 1998. DGFASLI was entrusted with the task of processing applications in respect of approval of Competent Persons under Rule 2(j) of the Central Rules, 1998. DGFASLI processed applications for granting competency under the said Rules for the purpose of testing, examination or annealing and certification of lifting appliances, lifting gears, wire ropes or pressure plants and equipment and forwarded the recommendations to the Ministry of Labour and Employment for appointment of competent persons.

4.8 Studies and Surveys

- (a) **National Studies and Surveys** are undertaken by DGFASLI, in its efforts towards helping the Central Government to ascertain the status of working conditions, safety and health in factories and docks, and to formulate the appropriate standards for inclusion in statutes.
- (b) **State level Studies and Surveys** are undertaken in the State in certain priority areas to ascertain status of Safety Health and Environment at work place.

Table 4.2 State level Studies and Surveys undertaken during 2011

Sl.No.	State level Studies and Surveys	No. of Studies & Surveys	Status
1.	Carried out the Investigation of Incidence of Fire	1	Completed

c) **Unit Level Consultancy Studies** are carried out at the request of the management and reports are submitted for implementation of the recommendations for further improvement in factories concerned. The institute-wise details of these studies are given in **Annexure I**.

Table 4.3 Unit level consultancy studies and audits undertaken during 2011 (Jan. to Dec., 2011)

Sl.	Area	No. of Consultancy Studies	
		Completed	Under Progress
1	Safety Audit	17	3
2	Occupational Safety & Health Study	1	-
3	Airborne Chemical Contaminants	13	1
4	Noise Assessment Study	4	1
5	Ventilation	-	1
6	Hazard Identification	2	2
7	Ergonomic Study	1	-
8	Work Environmental study	3	-
9	Illumination study	2	1
10	Breathing Air Quality Testing	1	1
11	Risk Analysis study	-	1
12	Quality Compressor Breathing Air	1	-
13	HAZOP	1	-
14	Vibration Study	1	-
	Total:	47	11

Table 4.4 Seminars conducted during 2011

Sl. No.	Title	Venue	Date	Parti.	Organi.
1.	Seminar on "Emerging Issues on Occupational Safety & Health Management	RLI, Kanpur	02/02/2011	127	88
2.	Seminar on "Role of medical officer in hazardous industries"	CLI, Mumbai	09/02/11	322	115
3.	National Seminar on "Occupational Risk Management"	RLI, Chennai	18/02/11	196	101
4.	One day collaborative seminar with MCGM, Mumbai on "Safety awareness for MCGM Engineers"	CLI, Mumbai	11/02/11	52	1
5.	3rd National Film & Book Exhibition on Occupational Safety, Health and Environment	RLI, Chennai	29/04/11	205	163
6.	9 th National Conference on Occupational Safety, Health and Environment with "SHE" : Excellence at Workplace" organized by CIF, Goa and DGFASLI in collaboration with Green Triangle Society.	Hotel Fidalgo, Goa	23/09/2011	273	187
7.	Occupational Safety & Health Management for Sustainable Industrial Development & Economic Prosperity	Gangtok Assam	19/10/11	62	17
8.	A National Seminar on Occupational Lung Diseases, Elimination & Control with special emphasis on Silicosis was organised by DISH in collaboration with Industrial Medicine	CLI, Mumbai	24/11/11	60	60
9.	Seminar on "Challenges & Opportunities in Occupational Safety, Health & Environment at Workplace"	Indian Chamber of Commerce, Auditorium, Kolkata in collaboration with DGFASLI, Mumbai	25/11/11	56	40
10.	1st All India Conference of Occupational Safety & Health Professionals	RLI, Faridabad	12/12/11	313	163
Total				1393	748

Table 4.5 Workshops conducted during 2011

Sl.	Title	Venue	Date	Part.	Orgs
1.	Workshop on Dispersion Modelling & Impact Assessment of Major Toxic & Flammable Releases	CLI, Mumbai	23/02/11	17	13
2.	Workshop on Hazard & Operability Study	CLI, Mumbai	05/04/11	16	10
3.	Workshop on "Effective Supervision for Improvements of Safety, Health & Environment at work place	CLI, Mumbai	04/05/11	13	02
4.	Workshop on "Industrial Ventilation for Thermal Comfort & Contaminant Control"	CLI, Mumbai	24/05/11	7	3
5.	Workshop on Rajbhasha Hindi	CLI, Mumbai	27/05/11	58	1
6.	Safety in Cargo Handling	HDC Training Institute, Haldia	20/05/11	20	1
7.	Workshop on Productivity & Quality Improvements through Effective Employee participation (PQITEEP)	CLI, Mumbai	21/06/11	28	4
8.	Workshop on Team Building for Safety, Health & Welfare at Work	CLI, Mumbai	06/06/11	18	3
9.	National Workshop on Establishing Risk Observatory System in India.	RLI, Chennai	01/08/11	29	20
10.	Workshop on Safety Reports for Factory Inspectors	CLI, Mumbai	16/09/11	20	1
11.	One day Workshop on "Higher Productivity & Better Place to work"	Nasik Industrial Co-operative Estate Ltd., Nasik NICE	26/09/11	53	53
12.	Workshop on Hazard & Operability Study	CLI, Mumbai	19/10/11	12	6
13.	Workshop on Selection & Quality Assurance of Effective Use of PPE	CLI, Mumbai	03/10/11	8	4
14.	National Workshop on Construction Safety organised by Kerala State Productivity Council Kalamassery in association with DGFASLI	Thiruvananthapuram, Kerala	12/12/11	60	60
	Total			359	181

Table 4.6 Longer Duration Training Programmes: conducted during 2011

Sl.No.	Area and Participant	Programmes	Participants	Organisations
A.	Professional Programmes			
	Advance Diploma in Industrial Safety	5	200	163
	AFIH	2	30	30
	One-month Certificate Course for Supervisory Personnel in hazardous processes factories	3	42	32
B.	Inspectors of Factories			
	Basic course	1	15	3
	Refresher course	1	8	4
	Chemical Safety	3	49	21
	Construction Safety	1	23	8
C.	Management Personnel			
	Refresher course for Medical Officer	1	13	11
	Refresher course for Safety Officer	1	11	11
	Industrial Safety	16	347	138
	Industrial Hygiene	3	46	21
	Occupational Health	2	40	25
	Industrial Physiology	1	10	5
	Staff Training			
	MAHC	5	59	25
	Construction Safety	2	26	16
	Environmental Pollution	2	26	9
	Hazardous Substances	2	27	16
D.	Supervisors			
	Hazardous Substances	1	9	3
	Safety & Health	8	211	102
	Construction Safety	1	23	1
	Productivity	3	53	17
	Psychology	3	47	17
E.	Trade Union Leaders/Workers/Joint Participation			
	Industrial Safety	3	75	3
	Chemical Safety	1	15	6
	Occupational Health	3	35	16
	Total:	74	1440	703

Table 4.7 Need based In – company Training Programmes conducted during 2011

Sl.No.	Level of Participants	Programmes	Participants	Organisations
1.	Electrical safety& Working at Heights	1	35	1
2.	Management of Hazardous Substances	1	38	1
3.	Employee Productivity Improvements	1	27	1
4.	Material Handling using Fork Lift and Overhead Cranes	1	34	1
5.	Awareness Programme on "Occupational Safety & Health"	1	23	1
6.	Training programme on Safety and Health	1	15	1
	Total	6	172	6

Table 4.8 Short Duration Training Programmes conducted in 2011

Sl.	Level of Participants	Programmes	Participants	Organisations
1.	Management Personnel	11	278	114
3.	Students of Educational Institutions	6	204	6
4.	Other Enforcement officers	4	43	4
	Total:	21	525	124

Table 4.9 Appreciation and Promotional Programmes conducted in 2011

Sl.	Visits to	Programmes	Beneficiaries	Organisations
1.	Appreciation Programmes	235	5988	2110
2.	Safety Health Welfare Centre	89	2184	207

4.9 Education and Training

DGFASLI organized workshops, seminars, training programmes etc. for the benefit of industries, ports, enforcement officials etc.

4.9.1 Seminars are organized on the basis of findings and recommendations of various national studies; unit level studies and surveys; and issues and priorities of national concern. These seminars provide platform for discussing various issues related to safety and health; and recommend National level/ State level/ Unit level action plan in respective area of concern.

4.9.2 The **workshops** are organized to enhance the skills of the participants in dealing with matters connected to safety, health, productivity and environment etc.

4.9.3 Details of some of the seminars and workshops are given below:

1. RLI, Kanpur organised a seminar on "Emerging Issues on Occupational Safety & Health management" on 2nd February 2011. The seminar was inaugurated by the Hon. Vice Chancellor, CSJM University, Kanpur Prof. H.K. Sehgal and Prof. (Dr.) R.K.Khitoliya, Director H. B.T.I., Kanpur graced the occasion as a Guest of Honour. There were three technical session including poster session where 16 papers were presented by the experts / professionals. The seminar was attended by 127 delegates representing industries/organisations.
2. The Institute day of CLI was celebrated on 9.2.2011. On this day a seminar on " Role of medical officer in hazardous industries" was conducted. The seminar was attended by pprox 350 delegates. In addition to the technical seminar, a mini convocation for Associate Fellow in Industrial Health (AFIH) 2010 batch Doctors and Advanced Diploma in Industrial Safety (ADIS) 2008-09 batch was held , in which first three rakers were felicitated, followed by cultural programme by the employees of CLI, AFIH Doctors and Diploma students for Institute Day celebration.
3. One day collaborative seminar with MCGM, Mumbai on "Safety awareness for MCGM Engineers" was organized on 11.02.2011 at CLI, Auditorium. Shri P.R. Masurkar, Safety Officer of MCGM, welcomed the participates and Key Note address was delivered by Shri B.P. Patil, Chief Engineer (SWM) of MCGM. Shri G.M.E.K.Raj, Dy. Director General & Head of Department, DGFASLI, inaugurated the seminar. The inaugural session concluded with vote of thanks by Shri P.M. Kulkarni, Executive Engineer (SWM) of MCGM. The day long proceeding of the seminar was attended by 52 Engineers drawn from the Hydraulic Engineering, Solid Waste Management and Sewerage Operation Department of MCGM.
4. The 3rd National Film & Book Exhibition on Occupational Safety, Health and Environment was organised at RLI, Chennai on 29.4.2011 which was inaugurated by Dr. T.Prabhakara Rao IAS, Principal Secretary to the Government, Department of Labour & Employment, Government of Tamilnadu Shri G.M.E.K.Raj, Director General, DGFASLI, Mumbai delivered Presidential Address. The key note address was delivered by shri Balasundaram Radhakrishnan, Vice President (Manufacturing), M/s. Ford India Pvt.Ltd., Chennai. 10 Publishers and sellers of various Safety related books and producers of Film participated in the exhibition and displayed their books/CDs in the exhibition.

5. Regional Labour Institute, Kanpur under special plan component for North Eastern Region (N.E.R.) organised a seminar on "Occupational Safety & Health Management for Sustainable Industrial Development & Economic Prosperity" in collaboration with Labour Department, Government of Sikkim on 19th October 2011 at Hotel Mayfair, Ranipool, Gangtok (Sikkim). The seminar was inaugurated by Ms Neeru Sewa, Hon'ble Minister of Commerce & Industries, Excise & Labour, Government of Sikkim. The seminar got wide media coverage in the State of Sikkim.
6. A one day seminar on "Challenges & Opportunities in Occupational Safety, Health & Environment at Workplace" was organised at ICC Auditorium by Indian Chamber of Commerce, Kolkata in collaboration with DGFASLI, Mumbai on 25-11-2011. The programme was formally inaugurated by Shri Indranil Sengupta, Addl. Secretary, Labour Department, Government of West Bengal followed by inaugural speech. Director (Safety), Regional Labour Institute, Kolkata & Shri Rajeev Singh, Director General, Indian Chamber of Commerce, Kolkata besides 56 dignitaries & delegates from 40 organizations attended in the Seminar.
7. 1st All India Annual Conference of Occupational Safety & Health Professionals was organized from 22 - 23 December 2011 at Regional Labour Institute, Faridabad. The theme of the conference was- Operationalizing the National Policy on safety, Health & Environment. Five technical symposia were organized on different sectoral themes and Action plan has been developed for implementing the National policy. The conference was attended by 313 delegates.

4.9.4 Longer Duration Training Programmes:

- a) **Professional Programmes:** To fulfill the need of qualified Safety officers, and Factory Medical Officers in the industry, DGFASLI organisation conducts one year Advance Diploma Course in Industrial Safety and three months "Associate Fellow of Industrial Health" Certificate Course respectively. In order to meet the demands of supervisors competent to handle and supervise hazardous processes in industries, a one month certificate course in industrial safety and health was started at CLI Mumbai as well as RLI Kolkata, Kanpur and Chennai.
- b) Specialised training programmes are conducted for identified target groups such as Senior Managers, Safety Officers, Factory Medical Officers, Supervisors, Trade Union Officials and Safety Committee members from Industry. Basic course for inspectors of factories who are freshly recruited is conducted to impart technical knowledge and skills in the field of safety and health. In view of the need for inspection of specific industries and Major Accident Hazards units, specialised courses are also conducted for senior inspectors. Some of the programmes are exclusively conducted for the union-leaders where joint participation of management personnel and union representatives from industries are the special features of some programmes.

The institute-wise details of Longer Duration Training Programmes and Professional Programmes are given in **Annexure-II**.

4.9.5 Need Based In-Company Training Programmes: On the request of managements, various disciplines of DGFASLI conduct in-company need based training programmes for the benefit of cross-section of personnel from respective units. Such programmes are designed after proper identification of needs of the defined target through preliminary discussions with the managements. The institute-wise details of the need-based in – company Training Programmes are given in **Annexure – III**.

4.9.6 Short Duration Training Programmes: DGFASLI also organized short duration (1 – 2 days) training programmes for the benefit of supervisors, workers, and workers representatives from factories. Such programmes are organized in the field of Safety, Health, Hygiene, Psychology, etc. The institute-wise details of Short Duration Training Programmes are given in **Annexure IV**.

4.9.7 Appreciation and Promotional Programmes: Each of the Labour Institutes at Mumbai, Kolkata, Kanpur, Chennai and Faridabad has an Industrial Safety Health and Welfare Centre, and conducting half day appreciations programmes at various laboratories and divisions of the organization.

4.10 Technical Advice:

Technical advice and guidance are provided to industries and port users on various aspects relating to control of hazards, prevention of accidents and occupational diseases, work environment, productivity etc.

4.11 Testing of Personal Protective Equipment

The respiratory and non-respiratory protective equipment testing laboratories at the Central Labour Institute, Mumbai undertake performance tests of canisters, masks, helmets, safety shoes, safety goggles, safety belts, welding glasses etc.

Table 4.10 Personnel Protective Equipment tested in 2011

Sl.No.	Type of Equipment	No. of Equipments tested
1.	Non-Respiratory Equipment	439
2.	Respiratory Equipment	241
	Total:	680

4.12 Approval of Flameproof Electrical Enclosures:

Use of flame/explosion – proof electrical enclosures is mandatory in hazardous units where flammable environment exists. The control on quality of such flameproof electrical enclosures are assured through test methods as stipulated in IS: 2148-2004. DGFASLI is the approving agency for these enclosures for the purposes of the Factories Act. The approvals are issued on the basis of inspection of units manufacturing these equipments and the test reports of recognized Testing Laboratories such as Central Power Research Institute and Central Institute of Mining and Fuel Research.

Table 4.11 Approval of Flameproof Electrical Enclosures during the year 2011

Approvals issued	5 manufacturers for 10 flame-proof electrical enclosures
Inspection visits	1 Manufacturing units.

4.13 Talks:

The officers of the organization deliver talks on special topics in programmes organized by outside agencies to disseminate latest technical information with specific reference to national studies, unit level studies, surveys conducted. They are also publishing papers and articles and presenting them in important symposia, workshops and seminars.

Table 4.12 Institute –wise Talks delivered during 2011

Sl.No.	Institute –wise	No. of Talks	Participants	Organisations
1.	DGFASLI (HQ)*	38	1971	57
2.	Central Labour Institute, Mumbai	12	1088	14
3.	Regional Labour Institute, Kolkata	8	857	398
4.	Regional Labour Institute, Chennai	25	3849	1815
5.	Regional Labour Institute, Kanpur	4	100	17
6.	Regional Labour Institute, Faridabad	1	25	15
Total:		88	7890	2316

* *Comprising of Factory Advice Service & Dock Safety Divisions.*

4.14 Presentation of Papers/Articles/Reports Publication of Articles/Papers:

The contribution of DGFASLI officers in preparation of papers and articles and presenting/publishing them in important symposia, workshops and seminars are highlighted as under.

Table 4.13 Article Presented in 2011

Sl.No.	Paper/Article	Periodicals/Events	Date
1.	Industrial Hygiene Challenges and Control Strategy in the use of Hazardous Chemicals	In a seminar on Emerging issues on Occupational Safety & Health Management at RLI, Kanpur	02-Feb-11
2.	Presented a paper on Status of silicosis	Conference on silicosis - NHRC, Delhi	01-Mar-11
3.	Overview of Occupational Health and Safety	Conference on Employment and Social policy at Council of Indian Employer, PHD House New Delhi	16-Aug-11
4.	Emerging Trends in Third Party Audits	Conference on "Emergency Planning in Industries, Hazardous Waste Management, Safety Storage and Transportation of Petroleum, Petroleum Products, Natural Gas through Pipelines and POL Takers" conducted by FICCI at Kenilworth Hotel, Kolkata	09-Sept-11
5.	Statutory frame work on occupational Safety & Health in India	Seminar on "Occupatioal Safety & Health Management for Sustainable Industrial Development & Economic Prosperity" at Hotel Mayfair, Ranipool, Gangtok, Sikkim organised by RLI, Kanpur	19-Oct-11
6.	Safety Management System for Sustainable Industrial Development	Seminar on Occupational Safety & Health Management for "Sustainable Industrial Development & Economic prosperity" organised by Regional Labour Institute, Kanpur in collaboration with Labour Department, Govt. of Sikkim	19-Oct-11

7.	Occupational Health Surveillance	Seminar on Occupational Safety & Health Management for "Sustainable Industrial Development & Economic prosperity" organised by Regional Labour Institute, Kanpur in collaboration with Labour Department, Govt. of Sikkim	19-Oct-11
8.	Industrial Hygiene Practices for the Improvement of Work Environment	Seminar on Occupational Safety & Health Management for "Sustainable Industrial Development & Economic prosperity" organised by Regional Labour Institute, Kanpur in collaboration with Labour Department, Govt. of Sikkim	19-Oct-11
9.	Principles of Accident Prevention.	Workshop on "Management Safety & health at Workplace" organised by National Safety Council, West Bengal Chapter	24-Nov-11
10.	Safety Management for Sustainable Industrial Development.	Seminar on "Challenges & Opportunities in Occupational Safety, Health & Environment at Workplace" at ICC Auditorium organised by Indian Chamber of Commerce, Kolkata in collaboration with DGFASLI, Mumbai	25-Nov-11
11.	Innovative SHE Policy Planning Operation, Standardisation and Statutory Compliance to face global challenges.	Seminar on "Challenges & Opportunities in Occupational Safety, Health & Environment at Workplace" at ICC Auditorium organised by Indian Chamber of Commerce, Kolkata in collaboration with DGFASLI, Mumbai	25-Nov-11
12.	The Saviour.	Workshop on "Management Safety & health at Workplace" organised by National Safety Council, West Bengal Chapter	25-Nov-11
13.	Causes of Major Industrial Accidents	Workshop on "Management Safety & health at Workplace" organised by National Safety Council, West Bengal Chapter	25-Nov-11

4.15 CIS National Centre for India:

As a CIS National Centre for India CLI provides information and services on:

- Microfiche reference
- Awareness on current events
- Information access through CD-ROMs of ILO, WHO, etc.
- MSDS

DISPERSION MODELS

4.16 INDOSHNEWS Newsletter:

In order to create Safety and Health awareness and to project the services offered by the organisation and its achievements DGFASLI brings out a Quarterly newsletter “INDOSHNEWS”. This quarterly newsletter is intended to reach to the people round the globe and bring about awareness in matters related to safety and health, highlight important issues, latest developments, current events in the area of safety and health.

Table 4.14 Papers/Articles Published in 2011

Sl.No.	Papers/Articles Published	Periodical
1.	Safety Measures adopted cargo handling in the Southern region port	INDOSHNEWS Vol. 15 No. 3
2.	Hazard Control in Plant Maintenance work	INDOSHNEWS Vol. 15 No. 3

4.17 1st All India Annual Conference of Occupational Safety and Health Professionals organized by Regional Labour Institute, Faridabad on 22-23 December, 2011

1st All India Conference of Occupational Safety and Health Professionals was organized by the Regional Labour Institute, Faridabad on 22-23 December, 2011. The Theme of the conference was **‘Operationalising National Policy on Safety, Health and Environment at Work place’**. The conference was inaugurated by Dr. Mrutyunjay Sarangi, Secretary, Ministry of Labour & Employment, Govt. of India, New Delhi on 22nd December, 2011

Dr. M. Rajaram, Deputy Director General and Head of the Department, DGFASLI, Mumbai delivered welcome Address.

Shri. A.C. Pandey, Joint Secretary, Ministry of Labour & Employment, New Delhi delivered the key note address. In his address, Shri. A.C. Pandey Joint Secretary said that Safety at work and healthy work environment are amongst the most valuable assets of individuals, communities and countries. He said that in the light of rapid economic growth and rapid industrialization, it has become imperative that safety and health at the workplace must be given due importance.

There were 5 technical sessions in the conference, each focusing on a particular sectorial theme. The conference was attended by more than 300 delegates representing various industries from different parts of the country.



The inaugural session ended with the vote of thanks proposed by Shri S.B.Mathur, Deputy Director General, DGFASLI, Mumbai.

On this occasion a Display Centre on 'Occupational Safety and Health in Construction Sector' developed by Regional Labour Institute, Faridabad and four awareness campaign posters on Occupational Safety and Health prepared and published by Regional Labour Institute, Faridabad was inaugurated by Dr. Mrutyunjay Sarangi, Secretary, Ministry of Labour & Employment, New Delhi. An exhibition of 'Safety Gears, Safety Appliances and technical Books on 'Occupational Safety and Health' was arranged in the Institute was also inaugurated by Dr. Mrutyunjay Sarangi, Secretary (Labour & Employment). The efforts made by DGFASLI.

4.18 DGFASLI website:

The DGFASLI website www.dgfasli.nic.in is a source of information on various safety and health related matters. The website contains database on abstract on OS&H studies, reports; information on advisory services rendered by DGFASLI in the area of testing of respiratory and non-respiratory personal protective equipment, flame proof equipment approval, material safety data sheets and National Referral Diagnostic Centre, etc. The INDOSHNEWS newsletters of DGFASLI are also available on the website. The training programme calendar for all the labour institutes, announcement on National Safety Awards & Vishwakarma Rashtriya Puraskar awards, AFIH course, Diploma Course in Industrial Safety along with the application forms are available on the website. The website enables users to access other useful websites related to safety and health and get the national directory of organisation-profile of agencies engaged in the field of safety and health. The website also contains the text of the Factories Act, 1948 and the Model Rules framed there under and also the Dock Workers (Safety, Health and Welfare) Act, 1986 etc. Statistics of Factories, Docks, List of Chief Inspectors of Factories, List of Dock Safety Inspectorates are also available.

5 Safety Awards

To appreciate the contribution made by the factories and docks towards producing quality goods and providing efficient services in safe and healthy conditions the following awards are being given.

5.1 Prime Minister's Shram Awards (PMSA):

The Prime Minister's Shram Awards (PMSA) were instituted in 1985, for the workers (as defined in Industrial Disputes Act, 1947) in recognition of their outstanding contributions in organizations both in public and private sector and who have distinguished record of performance, devotion to duty of a high order, specific contribution in the field of productivity, proven innovative abilities, presence of mind and exceptional courage and also to the workmen who have made supreme sacrifice of laying down their lives in the conscientious discharge of their duties.

It has been decided from the year 2004 onwards that the private sectors shall also be included within the ambit of Prime Minister's Shram Awards and the workers in the private sector units employing 500 or more workers and engaged in manufacturing and productive processes will be eligible to apply for these awards. The number of awards has been increased from 17 to 33. The awards, in order of sequence are Shram Ratna, Shram Bhushan, Shram Vir/Veerangana and Shram Shri/Devi. The recognition consists of a Sanad and cash award of Rs. Two lakh (1 award), Rs. One lakh (4 awards), Rs. 60,000 (12 awards) and Rs. 40,000 (16 awards) respectively.

Vishwakarma Rashtriya Puraskar & National Safety Awards:

The DGFASLI on behalf of the Ministry of Labour and Employment has been implementing the Vishwakarma Rashtriya Puraskar (VRP) (earlier known as Shram Vir National Awards) and the National Safety Awards scheme since 1965. These schemes were modified in 1971, 1978 and again in 2007. The schemes presently in operation are as follow:

- (i) **Vishwakarma Rashtriya Puraskar:** It is designed to give recognition at the national level to outstanding suggestions resulting in (i) higher productivity (ii) improvement in safety and working conditions (iii) savings in foreign exchange (import substitution as well as quality and safety of products), (iv) improvement in overall efficiency of the establishments. It covers workers employed in factories and docks. The prizes are grouped in three classes i.e. (a) Applications ranked 1 to 5 (5 Awards) – Class "A" Awards Rs.75,000/- Each, (b) Applications ranked 6 to 13 (8 Awards) – Class "A" Awards Rs.50,000/- Each (c) Applications ranked 14 to 28 (15 Awards) – Class "A" Awards RS.25,000/- Each. These awards are applicable to the workers of Industrial establishments covered under the Factories Act, 1948, the employees covered under the Dock Worker (Safety, Health and Welfare) Act 1986, the Building and Other Construction Workers (Regulation of Employment and Conditions of Service) Act, 1996 and Installations under Atomic Energy Regulatory Board (AERB).
- (ii) **National Safety Awards:** National Safety Awards are given in recognition of outstanding safety performance on the part of the industrial establishments covered under the Factories Act 1948, the employers covered under the Dock Worker (Safety, Health and Welfare) Act 1986, the Building and Other Construction Workers (Regulation of Employment and Conditions of Service) Act, 1996 and Installations under Atomic Energy Regulatory Board (AERB). Shields and Citation Certificates are awarded to Winners and Runners Up. Schemes I to X are meant for factories, construction sites and nuclear Installations and Schemes XI and XII are for Ports. The Schemes/Schedule based on lowest frequency rate of accidents were deliberated in comparison with latest national Average Frequency Data of Accidents namely; for the period from 2005 to 2007 for manufacturing sector and for the period from 2007 – 08 to 2009 – 10 for the Port Sector.

Achievement in 2011: The Awards presentation function for Vishwakarma Rashtriya Puraskar and National Safety Awards for the Performance year 2009 was held on 29.11.2011 at Vigyan Bhavan, New Delhi and the awards were presented by the Hon'ble Minister of Labour & Employment, Shri Mallikarjun Kharge. The awards division received 234 applications under Vishwakarma Rashtriya Puraskar from Factories and docks and 418 under National Safety Awards for the performance year 2009. Out of this 9 Vishwakarma Rashtriya Puraskar and 107 National Safety Awards applications were rejected owing to various discrepancies and 225 Vishwakarma Rashtriya Puraskar and 311 National Safety Awards applications were accepted for processing and assessment. Out of which 28 applications are selected as Winners of Vishwakarma Rashtriya Puraskar for the performance year 2009. A total of 123 applications (72 Winners & 51 Runners-up) were recommended for National Safety Awards. Two application under Scheme V & Schedule 06, Scheme VII & Schedule 02 were not found eligible since the average frequency rate of these applicants was higher than the national average frequency rate. The Committee also did not recommend the Runners – up category for M/s. D.P. World Chennai as there was one court case pending against the employer for the violation of Regulation 85(6) & 117 of the Dock Workers (Safety, Health and Welfare) Act 1986,

Table 5.1 Applications received for Vishwakarma Rashtriya Puraskar and the number of awards given:

Performance Year	Applications	Awards
2004	249	28
2005	221	28
2006	177	28
2007	146	28
2008	192	28
2009	234	28

Table 5.2 Estimated annual savings resulting from the suggestions

Performance Year	Savings in Indian Currency in Rupees		Savings in Foreign Currency in Rupees	
	Recurring	Non-Recurring	Recurring	Non-Recurring
2005	47,25,19,700	21,47,25,000	4,72,25,000	82,50,000
2006	91,72,45,000	3,04,12,000	3,02,40,000	83,40,000
2007	4,63,01,051	79,42,285	85,16,560	4,48,12,646
2008	145,20,20,000	10,09,50,000	23,00,00,000	-
2009	1082,85,00,000	94,83,04,000	2173,14,500	2959,00,000

Table 5.3 National Safety Awards under different schemes

Performance Year	National Safety Awards	SCHEMES											
		I	II	III	IV	V	VI	VII	VIII	IX	X	XI	XII
2005	Applications	73	36	26	27	32	34	31	29	--	--		
	Awards	23	14	09	10	10	10	10	09				
2006	Applications	73	36	26	27	32	34	31	29	1	1		
	Awards	33	18	24	12	26	8	24	7	1	1		
2007	Applications	66	32	31	29	30	32	45	48	7	9	1	1
	Awards	26	17	10	11	7	7	8	8	2	3	1	1
2008	Applications	25	21	13	11	9	9	8	8	3	4	1	2
	Awards												
2009	Applications	100	50	38	30	18	19	20	20	4	4	4	4
	Awards	27	21	16	15	9	10	8	9	2	2	2	2

6 Human Resource Development

The officers of the Organisation are deputed to the programmes organised by various agencies within the country and abroad, for their exposure to the latest technical developments that are taking place in the field of Industrial Safety and Health. The details of such participation during the year are given below:

Table: 6.1 International Programmes attended by officers of DGFASLI in 2011

Sl.No.	International Programmes	Place	From	To	No. of officers trained
1.	International training programme to promote Policy Frame work on Occupational Safety & Health (OSH)	KOSHA	20/06/2011	30/06/2012	1

Table: 6.2 National Programmes attended by officers of DGFASLI in 2011

Sl. No.	National Programmes	Place	From	To	No. of officers trained
1	Training Programme on "PHAST Risk Introduction Training"	M/s. DNV Software India, Chennai	08/02/11	10/02/11	3
2	Training Workshop on "Prevention and Management of Diabetes"	Diabetic Research Foundation, Chennai	02/04/11	04/04/11	1
3	One day Workshop on Results Framework Document	Vigyan Bhawan, New Delhi	22/02/11		3
4	International conference on emerging trends in preventing occupational respiratory diseases (Silicosis etc.) & Cancer in workplaces	MAMC, Delhi	New 22/03/11	24/03/11	1
5	Conference on "Silicosis".	NHRC, Delhi	01/03/11	01/03/11	1
6	Conference on "Emerging trends in preventing occupational respiratory diseases, etc. and cancers in the workplace"	Maulana Azad Medical College, New Delhi	22/03/11	24/03/11	3
7	ILO Training on 2nd TOT workshop on SCoRE Module 1 and 2nd stage of training of SCoRE trainers on Module 1	New Delhi.	05/05/11	10/05/11	2
8	Seminar on Accreditation conducted by NABCB	New Delhi	09/06/11		1
9	Conference on "Emergency Planning in Industries, Hazardous Waste Management, Safety Storage and Transportation of Petroleum, Petroleum Products, Natural Gas through Pipelines and POL Takers" conducted by FCCI.	FCCI, Kenilworth Hotel, Kolkata	08/09/11	09/09/11	1

10	5th INDIA - EU Seminar on Employment & Social Policy Occupational Safety & Health	New Delhi	18/09/11	19/09/11	1
11	Indo – European Seminar on OSH.	POSA Institute, New Delhi.	19/09/11	20/09/11	1
12	12th National Conference of NSC ("Roadmap for Implementation of the National Policy on Safety, Health and Environment at Workplace")	Vigyan Bhawan, New Delhi	19/10/11	20/10/11	1
13	National Tripartite Seminar on the Maritime Labour Convention, 2006	Hotel Courtyard Marriott, Mumbai	19/10/11	21/10/11	2
14	Hindi workshop	Jagannath puri, Orissa	03/11/11	05/11/11	1
15	Seminar on Silicosis	New Delhi	24/11/11		1

7 Statistics on Occupational Safety and Health in Factories

7.1 The statistics of factories is collected and compiled by the **Labour Bureau** on the basis of the Annual Returns/Reports in respect of the Factories Act 1948, furnished by various States and Union Territories. Under the Factories Act, 1948, injuries resulting from industrial accidents, by reasons of which the person injured is prevented from attending to work for a period of 48 hours or more immediately following the accident, are recorded. The important indices on injuries are Frequency Rate (FR) and Incidence Rate (IR). The Frequency Rate is defined as number of total injuries per 1, 00,000 man-days worked. The Incidence Rate is the number of injuries per 1000 workers employed in the factories.

The information relating to occupational injuries in factories given in this chapter in table 7.1 to 7.7 and Chart 7.1 to 7.2 is based on the statistics provided by Labour Bureau up to the year 2008.

Table: 7.1 Statistics of Employment, Industrial Injuries, etc. in Factories

Year	No. of Working Factories	Estimated Average daily Employment (in thousands)	Industrial Injuries		Frequency Rate of injuries per lakh Man-days worked		Incidence Rate of injuries per thousand Workers Employed in Factories Submitting Return	
			Fatal	Total	Fatal	Total	Fatal	Total
1	2	3	4	5	6	7	8	9
2004	158991	6802	562	15020	0.05	1.33	0.08	2.21
2005	175341	7180	613	14776	0.05	1.27	0.09	2.06
2006	196097	8269	1068	19912	0.08	1.42	0.13	2.41
2007	163299	8015	821	15290	0.09	1.73	0.10	1.91
2008(P)	137808	7421	478	5972	0.07	0.88	0.06	0.80

Source: Data received from Labour Bureau through correspondence dated 09.02.2012

Note: P : Provisional

Limitations of the data from Labour Bureau Chandigarh:

1 Figures for 2005 excludes A & N, Arunachal Pradesh, Bihar, Chhattisgarh, Dadra & Nagar Haveli, Delhi, Gujarat, Himachal Pradesh, Jammu & Kashmir, Lakshadweep, Manipur, Mizoram, Nagaland, Pondicherry, Sikkim, Uttar Pradesh, Uttaranchal and West Bengal,

2 Figures for 2006 excludes A & N, Arunachal Pradesh, Bihar, Chhattisgarh, Dadra & Nagar Haveli, Delhi, Gujarat, Himachal Pradesh, Jammu & Kashmir, Lakshadweep, Manipur, Mizoram, Nagaland, Pondicherry, Sikkim, Uttar Pradesh, Uttaranchal and West Bengal,

3 Figures for 2007 (P) excludes A & N, Arunachal Pradesh, Bihar, Chhattisgarh, Dadra & Nagar Haveli, Delhi, Gujarat, Himachal Pradesh, Jammu & Kashmir, Lakshadweep, Manipur, Mizoram, Nagaland, Pondicherry, Sikkim, Uttar Pradesh, Uttaranchal and West Bengal,

4 The Number of injuries has been given on the basis of notices of accidents whereas the rates have been worked out on the basis of Annual Return.

Table 7.2 State-Wise Total Number of Industrial Injuries in Factories

States/Union Territory	2004	2005	2006	2007	2008(P)
Andaman & Nicobar	NA	NA	NA	38(-)	NA
Andhra Pradesh	1911(91)	1822(139)	1569(177)	1755(162)	1770(170)
Arunachal Pradesh	NA	NA	NA	NA	NA
Assam	78(12)	51(5)	55(5)	76(11)	82(15)
Bihar	NA	42(7)	NA	162(11)	39(-)
Chandigarh	3(-)	2(1)	12(-)	6(2)	NA
Chhattisgarh	NA	NA	NA	NA	NA
Dadra Nagar Haveli	NA	NA	NA	NA	NA
Delhi	NA	NA	NA	NA	NA
Goa	166(12)	203(16)	204(8)	191(10)	168(7)
Gujarat	NA	NA	5002(160)	NA	NA
Haryana	198(64)	272(38)	203(27)	145(43)	123(33)
Himachal Pradesh	NA	NA	NA	NA	NA
Jammu Kashmir	NA	NA	NA	NA	NA
Jharkhand	NA	218(21)	270(27)	126(21)	237(23)
Karnataka	1262(45)	1425(37)	2805(25)	2151(23)	555(22)
Kerala	305(9)	971(18)	631(13)	NA	NA
Lakshadweep	NA	NA	NA	NA	NA
Madhya Pradesh	1525(29)	1188(40)	1168(35)	1623(53)	1476(54)
Maharashtra	5479(161)	4680(143)	4547(403)	7216(342)	NA
Manipur	NA	NA	NA	NA	NA
Meghalaya	9(-)	1(-)	NA	-(-)	18(1)
Mizoram	NA	NA	NA	NA	NA
Nagaland	NA	NA	NA	NA	NA
Orissa	694(40)	615(37)	553(74)	550(81)	564(81)
Pondicherry	NA	NA	NA	NA	NA
Punjab	199(7)	331(7)	408(4)	NA	229(3)
Rajasthan	1286(52)	1326(52)	1190(61)	1205(60)	656(49)
Sikkim	NA	NA	NA	NA	NA
Tamil Nadu	1928(40)	1624(50)	1290(49)	NA	NA
Tripura	3(-)	5(2)	5(-)	3(1)	1(-)
Uttar Pradesh	NA	NA	NA	NA	NA
Uttaranchal	NA	NA	NA	NA	54(20)
West Bengal	NA	NA	NA	43(1)	NA
Total:	15020(562)	14734(606)	19912(1068)	15290(821)	5972(478)

Note: (i) NA = Not Available,

(ii) - = Nil, (iii) Figures in brackets pertain to "Fatalities" and are included in the total,

(iii) P = Provisional. (iv) **For limitations of data refer note of Table 7.1**

Source: Data received from Labour Bureau through correspondence dated 09.02.2012.

Table: 7.3 State-wise and year-wise Frequency Rates of Industrial Injuries in Factories

State/UTs	2004	2005	2006	2007	2008(P)
Andaman & Nicobar	NA	NA	NA	2.85(-)	NA
Andhra Pradesh	1.73(0.08)	1.61(0.12)	1.34(0.15)	1.40(0.13)	1.30(0.13)
Arunachal Pradesh	NA	NA	NA	NA	NA
Assam	0.78(0.12)	0.46(0.04)	0.56(0.05)	0.86(0.12)	0.76(0.14)
Bihar	NA	1.28(0.21)	NA	4.41(0.30)	0.95(-)
Chandigarh	0.09(-)	0.07(0.03)	0.44(-)	0.23(0.08)	NA
Chhattisgarh	NA	NA	NA	NA	NA
Daman & Diu	NA	NA	NA	NA	NA
Delhi	NA	NA	NA	NA	NA
Goa	1.51(0.11)	2.03(0.16)	1.69(0.07)	1.37(0.07)	1.12(0.05)
Gujarat	NA	NA	5.78(0.18)	NA	NA
Haryana	0.32(0.10)	0.43(0.06)	0.22(0.03)	0.32(0.09)	0.29(0.08)
Himachal Pradesh	NA	NA	NA	NA	NA
Jammu & Kashmir	NA	NA	NA	NA	NA
Jharkhand	NA	0.26(0.03)	0.32(0.03)	0.20(0.03)	0.22(0.02)
Karnataka	104(0.04)	1.18(0.03)	1.82(0.02)	1.53(0.02)	0.65(0.03)
Kerala	0.90(0.03)	3.67(0.07)	1.40(0.03)	NA	NA
Lakshadweep	NA	NA	NA	NA	NA
Madhya Pradesh	1.51(0.03)	3.27(0.11)	1.20(0.04)	4.65(0.15)	5.23(0.19)
Maharashtra	2.50(0.07)	2.04(0.06)	2.10(0.19)	3.21(0.15)	NA
Manipur	NA	NA	NA	NA	NA
Meghalaya	1.49(-)	0.06(0.00)	NA	-(-)	0.91(0.05)
Mizoram	NA	NA	NA	NA	NA
Nagaland	NA	NA	NA	NA	NA
Orissa	2.06(0.12)	1.76(0.11)	1.48(0.20)	1.26(0.18)	1.23(0.18)
Pondicherry	NA	NA	NA	NA	NA
Punjab	0.61(0.02)	1.15(0.02)	1.32(0.01)	NA	0.73(0.01)
Rajasthan	3.21(0.13)	3.26(0.13)	2.54(0.13)	2.38(0.12)	1.48(0.11)
Sikkim	NA	NA	NA	NA	NA
Tamil Nadu	0.55(0.01)	0.45(0.01)	0.35(0.01)	NA	NA
Tripura	0.49(-)	0.19(0.08)	0.14(-)	0.13(0.04)	0.07(-)
Uttar Pradesh	NA	NA	NA	NA	NA
Uttaranchal	NA	NA	NA	NA	0.24(0.09)
West Bengal	NA	NA	NA	0.46(0.01)	NA
Total:	1.33(0.5)	1.27(0.05)	1.42(0.08)	1.73(0.09)	0.88(0.07)

Note: (i) **F.R.** = Frequency Rate per lakh man-days worked (ii) **NA** = Not Available, (iii) (-) = Nil or Negligible, (iv) Figures in bracket pertain to "Fatalities" and are included in the total, (v) **P** = Provisional. For limitations of the data please refer note under table 7.1 **Source:** Data received from Labour Bureau through correspondence dated 09.02.2012.

Table: 7.4 State-wise and year-wise Incidence Rates of Industrial Injuries

State/UTs	2004	2005	2006	2007	2008(P)
Andaman & Nicobar	NA	NA	NA	7.39(-)	NA
Andhra Pradesh	2.50(0.12)	2.36(0.18)	1.98(0.22)	2.11(0.19)	2.03(0.19)
Arunachal Pradesh	NA	NA	NA	NA	NA
Assam	0.79(0.12)	0.48(0.05)	0.48(0.04)	0.63(0.09)	0.76(0.14)
Bihar	NA	0.47(0.08)	NA	1.56(0.11)	0.34(-)
Chandigarh	0.22(-)	0.16(0.08)	0.92(-)	0.50(0.17)	NA
Chhattisgarh	NA	NA	NA	NA	NA
Daman & Diu	NA	NA	NA	NA	NA
Delhi	NA	NA	NA	NA	NA
Goa	3.91(0.28)	4.54(0.36)	4.19(0.16)	3.63(0.19)	3.04(0.13)
Gujarat	NA	NA	4.95(0.16)	NA	NA
Haryana	0.36(0.11)	0.47(0.07)	0.32(0.04)	0.21(0.06)	0.18(0.05)
Himachal Pradesh	NA	NA	NA	NA	NA
Jammu & Kashmir	NA	NA	NA	NA	NA
Jharkhand	NA	0.78(0.07)	0.92(0.09)	0.42(0.07)	0.76(0.07)
Karnataka	1.34(0.05)	1.53(0.04)	3.06(0.03)	2.04(0.02)	0.49(0.02)
Kerala	0.75(0.02)	5.54(0.10)	3.84(0.08)	NA	NA
Lakshadweep	NA	NA	NA	NA	NA
Madhya Pradesh	3.22(0.06)	2.58(0.09)	2.68(0.08)	3.62(0.12)	3.29(0.12)
Maharashtra	4.44(0.13)	3.60(0.11)	3.43(0.30)	5.37(0.25)	NA
Manipur	NA	NA	NA	NA	NA
Meghalaya	2.01(-)	0.23(0.00)	NA	-(-)	2.84(0.16)
Mizoram	NA	NA	NA	NA	NA
Nagaland	NA	NA	NA	NA	NA
Orissa	5.32(0.31)	4.41(0.27)	3.68(0.49)	3.34(0.49)	3.22(0.46)
Pondicherry	NA	NA	NA	NA	NA
Punjab	0.41(0.01)	0.63(0.01)	0.74(0.01)	NA	39(0.01)
Rajasthan	3.33(0.13)	3.33(0.13)	3.02(0.16)	2.58(0.13)	1.10(0.08)
Sikkim	NA	NA	NA	NA	NA
Tamil Nadu	1.50(0.03)	1.22(0.04)	0.94(0.04)	NA	NA
Tripura	0.09(-)	0.15(0.06)	0.15(-)	0.07(0.02)	0.02(-)
Uttar Pradesh	NA	NA	NA	NA	NA
Uttaranchal	NA	NA	NA	NA	0.52(0.19)
West Bengal	NA	NA	NA	0.05(0.00)	NA
Total:	2.21(0.08)	2.06(0.09)	2.41(0.13)	1.91(0.10)	0.80(0.06)

Note: (i) I.R. = Incidence Rate per 1000 workers employed, (ii) NA = Not Available, (iii) (-) = Nil or Negligible, (iv) Figures in bracket pertain to "Fatalities" and are included in the total,

(vii) P = Provisional. For limitations of the data please refer note under table 7.1 Source: Data received from Labour Bureau through correspondence dated 09.02.2012.

Table 7.5 Industrial Injuries and their Incidence Rate (IR) per Thousand Workers Employed by Important Industries

Sl. No.	Industry	NIC Code	2004		2005		2006		2007		2008	
			Total Injuries	IR	Total Injuries	IR	Total Injuries	IR	Total Injuries	IR	Total Injuries	IR
1	2	3	4	5	6	7	8	9	10	11	12	13
1.	All Textiles	17,18	4172 (66)	3.22 (0.05)	3862 (36)	2.74 (0.03)	5808 (68)	3.57 (0.04)	3582 (50)	2.52 (0.04)	1740 (37)	1.21 (0.03)
2.	Mfg of Paper & paper products & printing, publishing & allied products	21,22	617 (19)	2.40 (0.07)	493 (17)	2.02 (0.07)	510 (25)	1.80 (0.09)	496 (26)	1.76 (0.09)	231 (22)	0.97 (0.09)
3.	Mfg of Chemicals & Chemical products (Except Petroleum and coal products)	24	982 (54)	1.67 (0.09)	1159 (91)	1.91 (0.15)	1560 (155)	1.97 (0.20)	991 (68)	1.87 (0.13)	206 (42)	0.50 (0.10)
4.	Manufacture of Non-metallic mineral products	26	821 (52)	1.87 (0.12)	742 (47)	1.51 (0.10)	896 (73)	1.63 (0.13)	1038 (68)	1.70 (0.11)	717 (65)	1.14 (0.10)
5.	Basic metal and alloys Industries	27	1130 (78)	2.84 (0.20)	1543 (102)	3.06 (0.20)	1842 (166)	3.16 (0.28)	1822 (179)	2.61 (0.26)	664 (121)	1.06 (0.19)
6.	Mfg of metal products & Parts (except machinery & transport equipment)	28	723 (37)	1.85 (0.09)	688 (36)	1.91 (0.10)	1151 (38)	2.64 (0.09)	1209 (21)	2.55 (0.04)	297 (8)	0.75 (0.02)
7.	Manufacture of machinery, machine tools & parts (except electrical machinery)	29.30	923 (25)	2.49 (0.07)	953 (17)	2.21 (0.04)	1522 (59)	3.26 (0.13)	999 (27)	1.86 (0.05)	144(1 1)	0.24 (0.02)
8.	Manufacture of transport equipment and parts	34.35	1399 (36)	3.57 (0.09)	1250 (38)	3.00 (0.09)	1312 (80)	2.99 (0.18)	1043 (15)	2.29 (0.03)	320 (12)	0.89 (0.03)
9.	Electricity, Gas and Steam	40	699 (32)	6.27 (0.29)	520 (32)	4.10 (0.25)	392 (23)	2.79 (0.16)	119 (12)	0.70 (0.07)	145 (26)	0.96 (0.17)
Total of (Sl. No. 1 to 9 Industries) :			11466 (399)	2.70 (0.09)	11210 (416)	2.44 (0.09)	14993 (687)	2.82 (0.13)	11299 (466)	2.18 (0.09)	4464 (344)	0.92 (0.07)
* Total of All Industries :			15020 (562)	2.21 (0.08)	14776 (613)	2.06 (0.09)	19912 (1068)	2.41 (0.13)	15290 (821)	1.91 (0.10)	5972 (478)	0.80 (0.06)

Note : (i) Figures in brackets indicate "Fatalities" and are included in the Total, (ii) P = Provisional

(iii)* The figures for All Industries include the figures of other industries apart from above Industries shown

For Limitations of data refer footnote of table 7.1 Source: Data received from Labour Bureau through correspondence dated 09.02.2012.

Table 7.6 Frequency Rate of Total Injuries by Important Industries

Sl. No.	Industry	NIC Code	2006	2007	2008(P)
1.	All Textiles	17,18	2.11	2.48	1.57
2.	Manufacture of Paper & paper products & printing, publishing & allied products	21,22	1.04	1.64	0.96
3.	Manufacture of Chemicals & Chemical products (Except products of Petroleum and coal)	24	1.20	1.34	0.36
4.	Manufacture of Non-metallic mineral products	26	1.33	2.11	1.57
5.	Basic metal and alloys Industries	27	1.49	1.73	0.55
6.	Manufacture of metal products & Parts(except machinery & transport equipment)	28	1.68	2.38	1.19
7.	Manufacture of machinery, machine tools & parts (except electrical machinery)	29,30	2.09	1.80	0.35
8.	Manufacture of transport equipment and parts	34,35	1.25	1.52	0.67
9.	Electricity, Gas and Steam	40	1.32	0.51	0.77
Total of (Sl. No. 1 to 9 Industries) :			1.63	1.88	0.91
* Total of All Industries :			1.42	1.73	0.88

Note : (i) Figures in brackets indicate "Fatalities" and are included in the Total,

(ii) P = Provisional

(iii)* The figures for All Industries include the figures of other industries apart from above Industries shown

For Limitations of data refer footnote of table 7.1

Source: Data received from Labour Bureau through correspondence dated 09.02.2012.

Table 7.7 Industrial injuries in Factories by causes

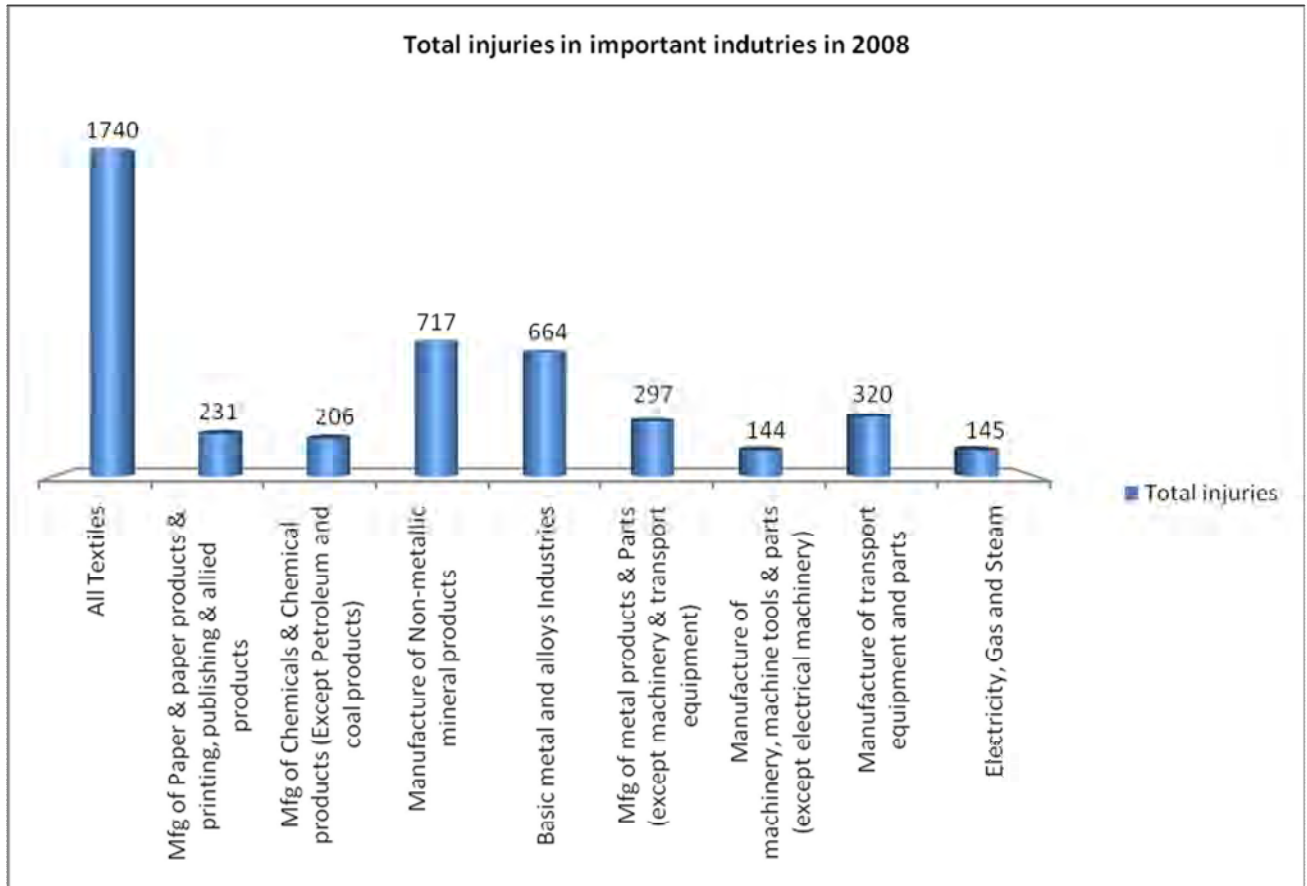
Causation	2006		2007		2008(P)	
	Total	Fatal	Total	Fatal	Total	Fatal
Prime movers	192	6	47	2	41	3
Machinery moved by Mechanical Power	2459	135	691	61	599	66
Machinery not moved by Mechanical Power	249	7	110	8	77	7
Transport whether moved by Power or not	263	13	72	26	68	19
Electricity	262	57	111	40	84	31
Explosions	71	23	28	11	32	11
Fires	134	39	84	12	56	4
Gassing	86	11	24	7	38	13
Molten Metals & other Hot or Corrosive Substances	385	26	188	22	95	14
Hand Tools	504	0	478	0	262	4
Falling Bodies	1345	43	1234	50	516	24
Persons Falling	2035	376	1579	131	680	69
Stepping on or Striking against Objects	1369	18	894	25	398	9
Handling Goods or Articles	2091	18	956	19	275	9
Others	3616	121	6455	340	1491	58
Total	15061	893	12951	754	4712	341

Note : (i) P = Provisional

(ii) For Limitations of data refer footnote of table 7.1

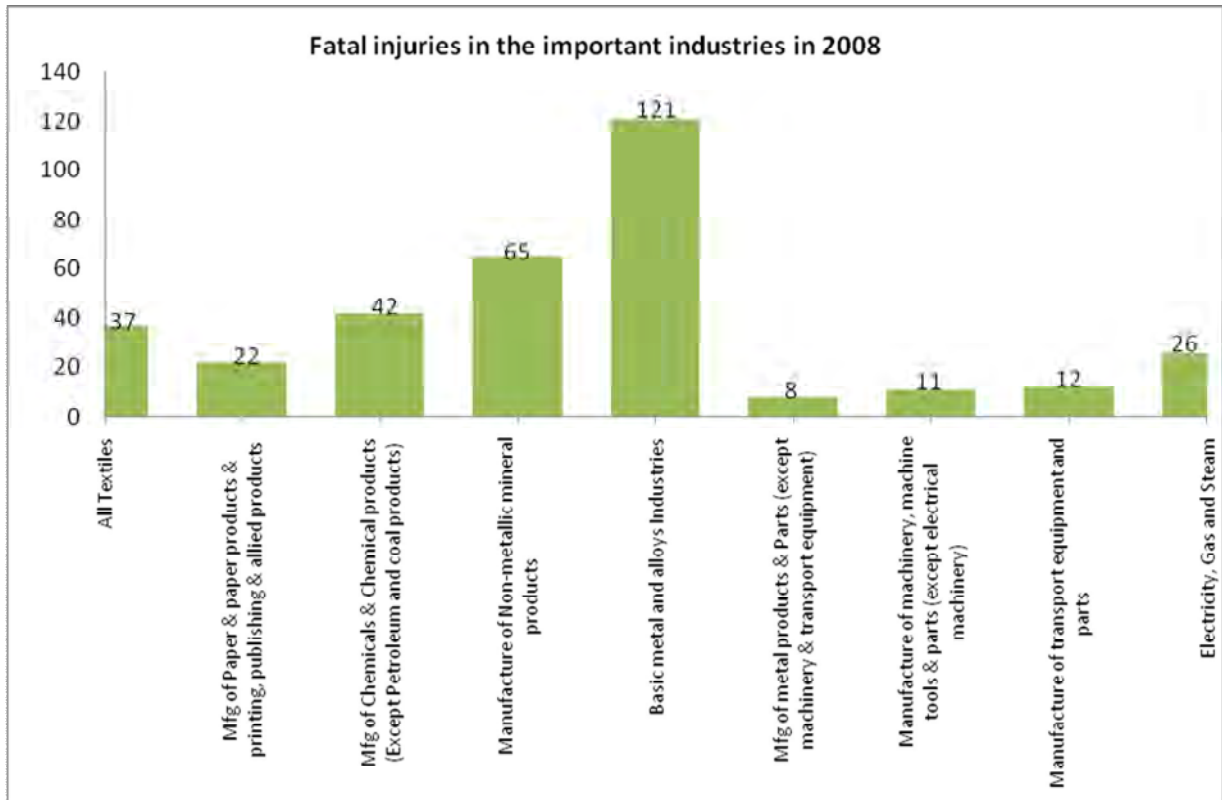
Source: Data received from Labour Bureau through correspondence dated 09.02.2012

Chart 7.1



Source: Data received from Labour Bureau through correspondence dated 09.02.2012
Data of injuries in – 2008 (Table No. 7.5)

Chart 7.2



Source: Labour Bureau, Chandigarh. Year 2010

For Limitations of data refer footnote of table 7.1

8 Statistics on Status of compliance with statutory provisions based on data collected by DGFASLI

8.1 The DGFASLI receives information relating to factories covered under the provisions of the Factories Act, 1948 from States and Union Territories from time to time. This information is mainly collected through FAS Forms as well as through correspondence as and when required. It is entered in the data bank specially created at DGFASLI for disseminating any specific information as and when necessary. This information can be used for knowing the state-wise status of safety and health as well as compliance level with statutory standards in factories. The information can be used for estimation of various trends. It is emphasized here, that for ascertaining the correctness or the updated information given in the following pages/tables, the State Governments/Union Territory Administration concerned may be contacted.

Statistics of Factories at a Glance: 2010	
Registered Factories	337151
Working Factories	286653
Employment	
Total	12719287
Men	10952424
Women	1766863
Safety Officers	3089
Welfare Officers	3091
Factory Med. Officers	6693
Safety Policy	14168
Safety Committees	13747
MAH Factories	1958
On-site Emergency Plans	1918
Canteens	7308
Creches	5273
Total Injuries	31505
Fatal Injuries	1459

Table 8.1 Fatal and Non-fatal Injuries in Factories (P)

Sl. No.	States/ Union Territories	2009		2010		2011(P)	
		Fatal Injuries	Non Fatal Injuries	Fatal Injuries	Non Fatal Injuries	Fatal Injuries	Non Fatal Injuries
1.	Andaman & Nicobar Islands	0	49
2.	Andhra Pradesh	165	927	188	923	154	898
3.	Assam	4	48	6	46	8	69
4.	Bihar	14	34	1	15	3	91
5.	Chandigarh	0	8	0	2	8	6
6.	Chhattisgarh	114	342	84	341	92	308
7.	Daman & Diu & Dadra & Nagar Haveli	14	13	14	31	17	38
8.	National Capital of Delhi	14	26	15	39	29	43
9.	Goa	10	134	12	97	11	92
10.	Gujarat	173	2984	221	2430	249	3014
11.	Haryana	51	104	38	51	64	62
12.	Himachal Pradesh	19	32	5	11	17	25
13.	Jammu & Kashmir	2	52	Nil	99	4	4
14.	Jharkhand	36	180	43	149
15.	Karnataka	80	927	92	779	86	813
16.	Kerala	41	106	7	79	19	73
17.	Madhya Pradesh	51	1173	68	848	53	1264
18.	Maharashtra	217	2911	225	2540	183	2266
19.	Manipur
20.	Meghalaya	0	14	2	12	Nil	1
21.	Nagaland	0	0	0	0	Nil	Nil
22.	Odisha	122	426	103	457	60	418
23.	Pudduchery	8	102	10	46	10	45
24.	Punjab	35	248	14	212	22	198
25.	Rajasthan	56	699	65	534	59	531
26.	Tamil Nadu	137	826	75	860	117	624
27.	Tripura	0	4	1	5	Nil	1
28.	Uttar Pradesh	61	235	64	152	63	78
29.	Uttarakhand	20	33	9	24	19	78
30.	West Bengal	65	18947	97	19264	86	17364
	Total	1509	31584	1459	30046	1433	28404

Note: There are no registered factories in Arunachal Pradesh, Lakshadweep, Mizoram and Sikkim

P : Provisional

.. : Not Available Source: Data collected by DGFASLI through correspondence with Chief Inspector of Factories of States/UTs,

Table 8.2 State-wise Status of Employment in Factories during 2010(P)

Sl. No.	States/ Union Territories	Registered Factories	Working Factories	Total Employment	Female Workers
1.	Andaman & Nicobar Islands	34	34	4281	191
2.	Andhra Pradesh	44831	43015	1255071	205457
3.	Assam	4247	3048	150223	3699
4.	Bihar	7792	7012	111190	124
5.	Chandigarh	815	471	6962	381
6.	Chhattisgarh	4010	3485	243472	14192
7.	Daman & Diu & Dadra & Nagar Haveli	5344	4001	112252	37400
8.	Delhi	11506	8116	357730	23796
9.	Goa	1263	697	67939	11020
10.	Gujarat	36179	25206	1317634	49894
11.	Haryana*	17273	12568	550699	40404
12.	Himachal Pradesh*				
13.	Jammu & Kashmir	1385	982	41516	3825
14.	Jharkhand	11918	6898	269488	5440
15.	Karnataka	13152	12623	1249600	414235
16.	Kerala	19065	19065	631823	297222
17.	Madhya Pradesh	7350	7150	371000	7900
18.	Maharashtra	40906	34060	928666	60690
19.	Manipur	974	974	9781	1781
20.	Meghalaya	134	122	8228	493
21.	Nagaland	427	286	28500	4600
22.	Odisha	3369	2589	260326	9076
23.	Pudduchery	2784	2172	77642	11260
24.	Punjab	17673	17513	594867	2275
25.	Rajasthan	11892	11867	409813	9675
26.	Tamil Nadu	38881	29600	1377130	479772
27.	Tripura	1753	1753	64376	9795
28.	Uttar Pradesh	14044	13685	1003800	21550
29.	Uttarakhand	2902	2902	215055	21630
30.	West Bengal	15248	14759	1000223	19086
	Total	337151	286653	12719287	1766863

Note : There are no registered factories in Arunachal Pradesh, Lakshadweep, Mizoram and Sikkim

P : Provisional

* : Estimated figures

Source: Data collected by DGFASLI through correspondence with Chief Inspector of Factories of States/UTs

Table 8.3 State-wise Hazardous Factories under 2(cb) as on 2010 (P)

Sl. No.	States/ Union Territories	No. of Hazardous Factories	No.of Workers
1.	Andaman & Nicobar Islands	2	177
2.	Andhra Pradesh	0	0
3.	Assam	12	8074
4.	Bihar	45	16157
5.	Chandigarh	0	0
6.	Chhattisgarh	521	122215
7.	Daman & Diu & Dadra & Nagar Haveli	47	1500
8.	Delhi	312	13600
9.	Goa	134	42570
10.	Gujarat	6148	308039
11.	Haryana	842	25313
12.	Himachal Pradesh		
13.	Jammu & Kashmir	19	1424
14.	Jharkhand	284	91621
15.	Karnataka	1135	216935
16.	Kerala	786	29454
17.	Madhya Pradesh	850	76200
18.	Maharashtra	5250	262500
19.	Manipur	4	838
20.	Meghalaya	59	5288
21.	Nagaland	0	0
22.	Odisha	487	169821
23.	Pudduchery	204	17816
24.	Punjab	417	35999
25.	Rajasthan	1018	110868
26.	Tamil Nadu	1671	283282
27.	Tripura	19	1133
28.	Uttar Pradesh	2338	289765
29.	Uttarakhand	614	40140
30.	West Bengal	3659	217379
	Total	26877	2388108

Note: There are no registered factories in Arunachal Pradesh, Lakshadweep, Mizoram and Sikkim

P : Provisional, .. : Not Available

Source: Data collected by DGFASLI through correspondence with Chief Inspector of Factories of States/UTs

Table 8.4 Inspectors of Factories for the year 2010 (P)

Sl.NO.	States/ Union Territories	Sanctioned	In-position
1.	Andaman & Nicobar Islands	2	2
2.	Andhra Pradesh	76	62
3.	Assam	29	25
4.	Bihar	21	9
5.	Chandigarh	0	8
6.	Chhattisgarh	15	7
7.	Daman & Diu & Dadra & Nagar Haveli	1	1
8.	Delhi	15	12
9.	Goa	7	4
10.	Gujarat	124	61
11.	Haryana	38	37
12.	Himachal Pradesh		
13.	Jammu & Kashmir	5	4
14.	Jharkhand	25	18
15.	Karnataka	46	44
16.	Kerala	57	54
17.	Madhya Pradesh	39	28
18.	Maharashtra	131	66
19.	Manipur	2	3
20.	Meghalaya	3	3
21.	Nagaland	3	3
22.	Odisha	33	31
23.	Pudduchery	10	8
24.	Punjab	28	7
25.	Rajasthan	39	23
26.	Tamil Nadu	132	107
27.	Tripura	5	4
28.	Uttar Pradesh	45	16
29.	Uttarakhand	2	2
30.	West Bengal	50	28
	Total	983	677

Note: There are no registered factories in Arunachal Pradesh, Lakshadweep, Mizoram and Sikkim

P : Provisional

.. : Not Available Source: Data collected by DGFASLI through correspondence with Chief Inspector of Factories of States/UTs

Table 8.5 State-wise Specialist Inspectors of Factories for the year 2010 (P)

Sl. N 0.	States/ Union Territories	Medical Inspectors		Chemical Inspector		Hygiene Inspector		Others	
		Sanct- ioned	In- position	Sanct - ioned	In- position	Sanct- ioned	In- position	Sanct - ioned	In- position
1.	Andaman & Nicobar Islands	0	0	0	0	0	0	0	0
2.	Andhra Pradesh	3	1	1	0	0	0	0	0
3.	Assam	1	0	0	0	0	0	0	0
4.	Bihar	2	1	2	0	0	0	0	0
5.	Chandigarh	0	0	0	0	0	0	0	0
6.	Chhattisgarh	0	0	0	0	0	0	0	0
7.	Daman & Diu & Dadra & Nagar Haveli	0	0	0	0	0	0	0	0
8.	Delhi	1	1	1	0	0	0	0	0
9.	Goa	1	1	0	0	0	0	0	0
10.	Gujarat	2	0	1	0	0	0	11	5
11.	Haryana	5	2	5	5	0	0	0	0
12.	Himachal Pradesh								
13.	Jammu & Kashmir	0	0	0	0	0	0	0	0
14.	Jharkhand	0	0	0	0	0	0	0	0
15.	Karnataka	1	1	0	0	0	0	1	1
16.	Kerala	4	1	4	4	0	0	2	2
17.	Madhya Pradesh	1	0	0	0	0	0	0	0
18.	Maharashtra	2	0	0	0	0	0	0	0
19.	Manipur	0	0	0	0	0	0	0	0
20.	Meghalaya	0	0	0	0	0	0	0	0
21.	Nagaland	0	0	0	0	0	0	0	0
22.	Odisha	1	1	0	0	0	0	0	0
23.	Pudduchery	1	1	1	0	0	0	1	1
24.	Punjab	3	2	2	0	0	0	0	0
25.	Rajasthan	1	1	3	2	1	1	2	2
26.	Tamil Nadu	0	0	0	0	0	0	0	0
27.	Tripura	0	0	0	0	0	0	0	0
28.	Uttar Pradesh	2	0	0	0	0	0	0	0
29.	Uttarakhand	0	0	0	0	0	0	0	0
30.	West Bengal	8	5	12	5	0	0	0	0
	Total	39	18	41	16	1	1	17	11

Note: There are no registered factories in Arunachal Pradesh, Lakshadweep, Mizoram and Sikkim

P : Provisional .. : Not Available Source: Data collected by DGFASLI through correspondence with Chief Inspector of Factories of States/UTs

Table 8.6 Certifying Surgeons of Factories for the year 2010 (P)

Sl. No.	States/UTs	Employed		Notified		Remarks
		Sanctioned	In position	Sanctioned	In position	
1.	Andaman & Nicobar Islands	0	0	4	4	
2.	Andhra Pradesh	0	0	0	0	
3.	Assam	3	0	0	0	
4.	Bihar	0	0	0	0	
5.	Chandigarh	0	0	0	0	
6.	Chhattisgarh	0	0	0	0	
7.	Daman & Diu & Dadra & Nagar Haveli	0	0	0	1	
8.	Delhi	1	1	0	0	
9.	Goa	0	0	1	0	
10.	Gujarat	12	4	0	0	
11.	Haryana	0	0	0	0	
12.	Himachal Pradesh					
13.	Jammu & Kashmir	0	0	0	0	
14.	Jharkhand	0	0	0	0	
15.	Karnataka	0	0	0	0	
16.	Kerala	0	0	0	0	
17.	Madhya Pradesh	0	0	0	0	
18.	Maharashtra	1	1	0	53	
19.	Manipur	0	0	0	0	
20.	Meghalaya	0	0	0	0	
21.	Nagaland	8	0	0	0	
22.	Odisha	0	0	1	1	
23.	Pudduchery	1	1	0	0	
24.	Punjab	0	0	0	0	
25.	Rajasthan	0	0	0	0	
26.	Tamil Nadu	9	6	0	0	
27.	Tripura	0	0	13	13	
28.	Uttar Pradesh	0	0	0	0	
29.	Uttarakhand	0	0	0	0	
30.	West Bengal	8	5	0	0	
	Total	43	18	19	72	

Remark: '#' All Medical Inspector is also the Certifying Surgeon,

'!' Medical officer of Health has been declared Certifying officer,

Note: There are no registered factories in Arunachal Pradesh, Lakshadweep, Mizoram and Sikkim

P : Provisional .. : Not Available

Source: Data collected by DGFASLI through correspondence with Chief Inspector of Factories of States/UTs

Table 8.7 No of Factories Inspected in the year 2010 (P)

Sl. No.	States/ Union Territories	All Factories	Hazardous Factories
1.	Andaman & Nicobar Islands	26	2
2.	Andhra Pradesh	9247	1137
3.	Assam	713	16
4.	Bihar	2188	32
5.	Chandigarh	20	0
6.	Chhattisgarh	553	231
7.	Daman & Diu & Dadra & Nagar Haveli	160	20
8.	Delhi	2103	209
9.	Goa	54	16
10.	Gujarat	11827	4712
11.	Haryana	1191	436
12.	Himachal Pradesh		
13.	Jammu & Kashmir	983	4
14.	Jharkhand	8455	477
15.	Karnataka	7826	1028
16.	Kerala	16460	650
17.	Madhya Pradesh	2803	580
18.	Maharashtra	13566	2308
19.	Manipur	209	4
20.	Meghalaya	33	12
21.	Nagaland	0	0
22.	Odisha	2380	487
23.	Pudduchery	1714	168
24.	Punjab	0	0
25.	Rajasthan	5757	0
26.	Tamil Nadu	35321	3042
27.	Tripura	1121	19
28.	Uttar Pradesh	1205	529
29.	Uttarakhand	234	20
30.	West Bengal	2758	456
	Total	128907	16595

Note: There are no registered factories in Arunachal Pradesh, Lakshadweep, Mizoram and Sikkim

P : Provisional

.. : Not Available

Source: Data collected by DGFASLI through correspondence with Chief Inspector of Factories of States/UTs

Table 8.8 State-wise Prosecution and Convictions under Section 92 & Section 96A for the year 2010 (P)

Sl. NO.	States/ UTs	Pending from Previous year	Launched during the year	Decided during the year	Convictions	Imprisonment (Person)	Total fine Imposed (Rs.)
1.	Andaman & Nicobar Islands	0	0	0	0	0	0
2.	Andhra Pradesh	3273	1548	642	430	0	5692800
3.	Assam	0	4	0	10	0	0
4.	Bihar	41	3	0	0	0	0
5.	Chandigarh	0	0	0	0	0	0
6.	Chattisgarh	621	230	168	168	69	4453500
7.	Daman & Diu & Dadra & Nagar Haveli	0	0	0	0	0	0
8.	Delhi (NCT)	337	158	101	101	0	784500
9.	Goa	29	6	8	8	0	111000
10.	Gujarat	25268	2359	1319	829	0	3798750
11.	Haryana	6031	1395	1440	976	0	4826400
12.	Himachal Pradesh						
13.	Jammu & Kashmir	72	0	19	0	0	0
14.	Jharkhand	164	27	0	0	0	0
15.	Karnataka	483	235	161	101	0	2202101
16.	Kerala	51	43	23	22	0	373440
17.	Madhya Pradesh	3222	174	124	0	0	2593300
18.	Maharashtra	1262	552	577	577	0	5283050
19.	Manipur	0	0	0	0	0	0
20.	Meghalaya	0	0	0	0	0	0
21.	Nagaland	0	0	0	0	0	0
22.	Odisha	1189	138	15	15	0	230000
23.	Pudduchery	1	13	12	8	0	307000
24.	Punjab	548	1039	239	33	1	2519300
25.	Rajasthan	932	74	134	39	2	271500
26.	Tamil Nadu	12824	4497	4918	4723	0	18420780
27.	Tripura	28	22	25	25	1	305394
28.	Uttar Pradesh	2081	108	98	85	0	2168100
29.	Uttarakhand	142	25	0	0	0	80000
30.	West Bengal	507	97	45	45	0	632550
	Total	59106	12747	10068	8195	73	55053465

Note: There are no registered factories in Arunachal Pradesh, Lakshadweep, Mizoram and Sikkim

P : Provisional .. : Not Available Source: Data collected by DGFASLI through correspondence with Chief Inspector of Factories of States/UTs

Table 8.9 State-wise Status of Safety Officers (SO) under 40-B(1) in factories during 2010(P)

Sl. No.	States/ Territories Union	Factories Requiring SO	Factories who Appointed SO	SO Required	SO Appointed
1.	Andaman & Nicobar Islands	0	0	0	0
2.	Andhra Pradesh	117	105	117	105
3.	Assam	3	1	3	55
4.	Bihar	18	17	24	21
5.	Chandigarh	2	2	2	2
6.	Chhattisgarh	79	74	83	74
7.	Daman & Diu & Dadra & Nagar Haveli	40	42	42	42
8.	Delhi	9	4	9	4
9.	Goa	8	59	2	73
10.	Gujarat	305	328	365	411
11.	Haryana	75	77	89	84
12.	Himachal Pradesh				
13.	Jammu & Kashmir	5	5	5	5
14.	Jharkhand	49	45	153	145
15.	Karnataka	175	148	213	195
16.	Kerala	34	36	34	35
17.	Madhya Pradesh	96	87	114	102
18.	Maharashtra	889	888	890	990
19.	Manipur	2	2	2	2
20.	Meghalaya	0	1	0	1
21.	Nagaland	0	0	0	0
22.	Odisha	75	71	172	164
23.	Pudduchery	9	8	9	8
24.	Punjab	42	35	42	35
25.	Rajasthan	45	45	45	45
26.	Tamil Nadu	241	199	250	211
27.	Tripura	1	0	1	0
28.	Uttar Pradesh	179	105	192	117
29.	Uttarakhand	36	29	31	29
30.	West Bengal	324	134	324	134
	Total	2858	2547	3213	3089

Note: There are no registered factories in Arunachal Pradesh, Lakshadweep, Mizoram and Sikkim

P : Provisional

.. : Not Available

Source: Data collected by DGFASLI through correspondence with Chief Inspector of Factories of States/UTs

Table 8.10 State-wise status of Declaration of Safety Policy for the year 2010 (P)

Sl. No.	States/ Union Territories	Factories Requiring	Factories Having
1.	Andaman & Nicobar Islands	0	0
2.	Andhra Pradesh	0	0
3.	Assam	12	12
4.	Bihar	3	3
5.	Chandigarh	2	2
6.	Chhattisgarh	2040	1171
7.	Daman & Diu & Dadra & Nagar Haveli	52	65
8.	Delhi	418	350
9.	Goa	222	112
10.	Gujarat	3657	3524
11.	Haryana	1723	1379
12.	Himachal Pradesh		
13.	Jammu & Kashmir	32	34
14.	Jharkhand	83	89
15.	Karnataka	1275	1004
16.	Kerala	416	514
17.	Madhya Pradesh	992	960
18.	Maharashtra	305	296
19.	Manipur	4	3
20.	Meghalaya	48	33
21.	Nagaland	0	0
22.	Odisha	527	404
23.	Pudduchery	27	27
24.	Punjab	567	319
25.	Rajasthan	497	411
26.	Tamil Nadu	810	794
27.	Tripura	0	0
28.	Uttar Pradesh	4520	1826
29.	Uttarakhand	444	340
30.	West Bengal	496	496
	Total	19172	14168

Note: There are no registered factories in Arunachal Pradesh, Lakshadweep, Mizoram and Sikkim

P : Provisional

.. : Not Available

Source: Data collected by DGFASLI through correspondence with Chief Inspector of Factories of States/UTs

Table 8.11 State-wise Constitution of Safety Committee for the year 2010(P)

Sl. No.	States/ Union Territories	Factories Requiring Safety Committee	Factories Having Safety Committee
1.	Andaman & Nicobar Islands	0	0
2.	Andhra Pradesh	891	716
3.	Assam	12	12
4.	Bihar	3	3
5.	Chandigarh	2	2
6.	Chhattisgarh	441	372
7.	Daman & Diu & Dadra & Nagar Haveli	55	70
8.	Delhi	116	95
9.	Goa	134	117
10.	Gujarat	3533	3477
11.	Haryana	856	713
12.	Himachal Pradesh		
13.	Jammu & Kashmir	32	34
14.	Jharkhand	95	84
15.	Karnataka	1052	821
16.	Kerala	629	448
17.	Madhya Pradesh	590	572
18.	Maharashtra	1673	1231
19.	Manipur	4	3
20.	Meghalaya	23	13
21.	Nagaland	0	0
22.	Odisha	146	146
23.	Pudduchery	29	29
24.	Punjab	209	131
25.	Rajasthan	347	302
26.	Tamil Nadu	1871	1732
27.	Tripura	19	1
28.	Uttar Pradesh	2949	2130
29.	Uttarakhand	444	340
30.	West Bengal	493	493
	Total	16648	13747

Note: There are no registered factories in Arunachal Pradesh, Lakshadweep, Mizoram and Sikkim

P : Provisional

.. : Not Available

Source: Data collected by DGFASLI through correspondence with Chief Inspector of Factories of States/UTs.

Table 8.12 State-wise On-site Emergency Plan (in respect of MAH Units) as on 2010(P)

Sl. No.	States/ Union Territories	Factories Requiring On-site Emergency Plan	Factories Having On-site Emergency Plan
1.	Andaman & Nicobar Islands	3	3
2.	Andhra Pradesh	158	154
3.	Assam	12	12
4.	Bihar	2	2
5.	Chandigarh	0	0
6.	Chhattisgarh	20	20
7.	Daman & Diu & Dadra & Nagar Haveli	0	20
8.	Delhi	19	19
9.	Goa	17	17
10.	Gujarat	370	357
11.	Haryana	58	56
12.	Himachal Pradesh		
13.	Jammu & Kashmir	8	8
14.	Jharkhand	9	9
15.	Karnataka	262	227
16.	Kerala	39	39
17.	Madhya Pradesh	71	71
18.	Maharashtra	352	350
19.	Manipur	2	2
20.	Meghalaya	4	4
21.	Nagaland	0	0
22.	Odisha	38	38
23.	Pudduchery	3	3
24.	Punjab	35	35
25.	Rajasthan	115	115
26.	Tamil Nadu	122	119
27.	Tripura	2	2
28.	Uttar Pradesh	120	119
29.	Uttarakhand	32	32
30.	West Bengal	85	85
	Total	1958	1918

Note: There are no registered factories in Arunachal Pradesh, Lakshadweep, Mizoram and Sikkim

P : Provisional

.. : Not Available

Source: Data collected by DGFASLI through correspondence with Chief Inspector of Factories of States/UTs,

Table 8.13 State-wise Medical Facilities in factories for the year 2010(P)

Sl. No.	States/Union Territories	Full time MO		Retainership or part-time MO		Factories having Ambulance Van		Factories having Ambulance Rooms	
		Req	App	Req	App	Req	App	Req	App
1.	Andaman & Nicobar Islands	1	0	0	0	2	2	2	2
2.	Andhra Pradesh`	240	216	0	0	0	0	212	176
3.	Assam	0	0	0	0	0	0	42	0
4.	Bihar	15	16	7	7	15	15	15	15
5.	Chandigarh	0	0	1	1	1	1	1	1
6.	Chhattisgarh	106	71	310	227	94	61	79	64
7.	Daman & Diu & Dadra & Nagar Haveli	1	1	0	50	0	15	0	17
8.	Delhi	9	9	263	61	25	19	25	19
9.	Goa	58	24	123	71	58	53	58	16
10.	Gujarat	250	182	1866	1739	216	191	226	222
11.	Haryana	39	38	82	76	98	78	85	75
12.	Himachal Pradesh								
13.	Jammu & Kashmir	14	10	3	3	12	8	12	6
14.	Jharkhand	87	84	38	31	58	58	47	45
15.	Karnataka	365	278	199	182	409	317	388	364
16.	Kerala	30	29	58	57	29	26	48	48
17.	Madhya Pradesh	122	113	252	247	101	99	113	111
18.	Maharashtra	420	273	329	238	151	243	151	243
19.	Manipur	1	6	0	0	2	1	2	2
20.	Meghalaya	5	4	18	15	17	7	1	1
21.	Nagaland	0	0	0	0	0	0	0	0
22.	Odisha	84	74	0	63	84	70	84	70
23.	Pudduchery	10	8	28	22	9	9	9	9
24.	Punjab	0	0	0	0	0	0	88	73
25.	Rajasthan	93	93	0	0	0	0	93	93
26.	Tamil Nadu	150	98	284	202	286	210	340	275
27.	Tripura	1	1	1	1	0	0	1	1
28.	Uttar Pradesh	3474	712	1593	552	3850	681	874	302
29.	Uttarakhand	45	40	161	161	27	30	47	35
30.	West Bengal	292	292	15	15	303	287	303	295
	Total	5912	2672	5631	4021	5847	2481	3346	2580

Note: There are no registered factories in Arunachal Pradesh, Lakshadweep, Mizoram and Sikkim

P : Provisional .. : Not Available

Req: Required App: Appointed

Source: Data collected by DGFASLI through correspondence with Chief Inspector of Factories of States/UTs.

Table 8.14 State-wise Canteens, Shelters, Rest Rooms and Creches for the year 2010 (P)

Sl. No.	States/ Territories Union	Canteen		Shelter, Rest Room, Lunch Room		Creches	
		Factories Requiring	Factories Having	Factories Requiring	Factories Having	Factories Requiring	Factories Having
1.	Andaman & Nicobar Islands	3	3	8	8	0	0
2.	Andhra Pradesh	400	346	555	508	416	349
3.	Assam	17	90	111	36	16	30
4.	Bihar	28	28	26	26	0	0
5.	Chandigarh	5	5	5	5	2	2
6.	Chhattisgarh	155	133	353	323	32	28
7.	Daman & Diu & Dadra & Nagar Haveli	65	80	115	140	95	95
8.	Delhi	79	61	104	56	23	10
9.	Goa	58	84	104	239	71	0
10.	Gujarat	495	488	843	831	173	164
11.	Haryana	348	213	770	698	115	67
12.	Himachal Pradesh						
13.	Jammu & Kashmir	43	39	64	60	2	2
14.	Jharkhand	85	55	100	82	10	19
15.	Karnataka	724	676	967	917	1243	1043
16.	Kerala	432	430	649	647	422	393
17.	Madhya Pradesh	192	189	388	386	50	48
18.	Maharashtra	0	1763	1692	3353	108	352
19.	Manipur	6	6	10	10	21	20
20.	Meghalaya	7	6	19	14	5	2
21.	Nagaland	1	1	0	0	0	0
22.	Odisha	146	146	192	192	45	44
23.	Pudduchery	32	27	53	40	5	4
24.	Punjab	307	259	456	423	34	33
25.	Rajasthan	147	147	402	402	23	23
26.	Tripura	3	2	3	2	1	0
27.	Tamil Nadu	1523	1452	2975	2913	2577	2385
28.	Uttar Pradesh	610	294	905	618	217	56
29.	Uttarakhand	136	136	266	266	72	72
30.	West Bengal	465	149	679	169	34	32
	Total	6512	7308	12814	13364	5812	5273

Note: There are no registered factories in Arunachal Pradesh, Lakshadweep, Mizoram and Sikkim

P : Provisional .. :Not Available

Source: Data collected by DGFASLI through correspondence with Chief Inspector of Factories of States/UTs

Table 8.15 State-wise Welfare Officers for the year 2010(P)

Sl. No.	State/UTs	Factories Requiring	Factories Having	Officers Required	Officers Appointed
1.	Andaman & Nicobar Islands	2	1	2	1
2.	Andhra Pradesh	163	138	163	138
3.	Assam	6	46	46	105
4.	Bihar	27	27	26	26
5.	Chandigarh	2	2	2	2
6.	Chhattisgarh	101	101	110	112
7.	Daman & Diu & Dadra & Nagar Haveli	22	22	22	22
8.	Delhi	25	25	26	25
9.	Goa	21	21	22	23
10.	Gujarat	205	191	218	212
11.	Haryana	125	119	141	126
12.	Himachal Pradesh				
13.	Jammu & Kashmir	11	9	11	9
14.	Jharkhand	92	56	81	70
15.	Karnataka	414	398	452	441
16.	Kerala	57	56	62	60
17.	Madhya Pradesh	117	114	137	136
18.	Maharashtra	499	463	553	517
19.	Manipur	1	1	1	1
20.	Meghalaya	1	1	1	1
21.	Nagaland	0	0	0	0
22.	Odisha	84	84	122	122
23.	Pudduchery	10	7	10	7
24.	Punjab	92	78	92	78
25.	Rajasthan	94	94	99	100
26.	Tamil Nadu	478	367	486	370
27.	Tripura	1	1	1	1
28.	Uttar Pradesh	230	191	246	207
29.	Uttarakhand	55	47	49	45
30.	West Bengal	220	220	324	134
	Total	3155	2880	3505	3091

Note: There are no registered factories in Arunachal Pradesh, Lakshadweep, Mizoram and Sikkim

P : Provisional, .. : Not Available

Source: Data collected by DGFASLI through correspondence with Chief Inspector of Factories of States/UTs

Table 8.16 Notification of Model Rules framed under the Factories (Amendment) Act, 1987

	States/ Union Territories	Model Rules
1.	Andaman & Nicobar Islands	No hazardous unit, hence Rules Not applicable
2.	Andhra Pradesh	Notified
3.	Assam	Notified
4.	Bihar	Notified
5.	Chandigarh	Notified in Punjab Factories Rules
6.	Chhattisgarh	Under Progress
7.	Daman, Diu, Dadra & Nagar Haveli	Under process
8.	National Capital Territory of Delhi	Notified
9.	Goa	Notified
10.	Gujarat	Notified
11.	Haryana	Notified
12.	Himachal Pradesh	Not Notified
13.	Jammu & Kashmir	Not Notified
14.	Jharkhand	Notified
15.	Karnataka	Notified
16.	Kerala	Notified
17.	Madhya Pradesh	Notified
18.	Maharashtra	Notified
19.	Manipur	Draft submitted for Govt. approval
20.	Meghalaya	Notified
21.	Nagaland	Draft submitted for Govt. approval
22.	Orissa	Notified
23.	Pondicherry	Notified
24.	Punjab	Notified
25.	Rajasthan	Notified
26.	Tamil Nadu	Notified
27.	Tripura	Notified
28.	Uttar Pradesh	Notified
29.	Uttaranchal	Not Notified
30.	West Bengal	Notified

Note: There are no registered factories in Arunachal Pradesh, Lakshadweep, Mizoram and Sikkim

P : Provisional

.. : Not Available

“*”: Newly created States.

Source: Data collected by DGFASLI through correspondence with Chief Inspector of Factories of States/UTs

Table 8.17: Notification of Major Accidents Hazard Control Rules

	States/ Union Territories	MAHC Rules, 1997
1.	Andaman & Nicobar Islands	No hazardous unit, hence Rules Not applicable
2.	Andhra Pradesh	Notified
3.	Assam	Notified
4.	Bihar	Notified
5.	Chandigarh	Notified
6.	Chhattisgarh	*
7.	Daman, Diu, Dadra & Nagar Haveli	Notified
8.	National Capital Territory of Delhi	Notified
9.	Goa	Notified
10.	Gujarat	Notified
11.	Haryana	Notified
12.	Himachal Pradesh	Not Notified
13.	Jammu & Kashmir	Not Notified
14.	Jharkhand	Notified
15.	Karnataka	Notified
16.	Kerala	Notified
17.	Madhya Pradesh	Notified
18.	Maharashtra	Notified
19.	Manipur	Draft Rules submitted for approval of state Govt.
20.	Meghalaya	Notified
21.	Nagaland	Not Notified
22.	Orissa	Notified
23.	Pondicherry	Draft notification under consideration of Govt.
24.	Punjab	Notified
25.	Rajasthan	Notified
26.	Tamil Nadu	Notified
27.	Tripura	Notified
28.	Uttar Pradesh	Notified
29.	Uttaranchal	Notified
30.	West Bengal	Draft sent for notification

Note: There are no registered factories in Arunachal Pradesh, Lakshadweep, Mizoram and Sikkim

P : Provisional

.. : Not Available

* Newly created States.

Source: Data collected by DGFASLI through correspondence with Chief Inspector of Factories of States/UTs

9 Statistics on Occupational Safety & Health in Ports

DGFASLI is enforcing the Dock Workers (Safety, Health & Welfare) Act, 1986 and Regulations 1990 in all the major ports of the country. The Inspectorate of Dock Safety offices located in the major ports enforce the Act and Regulations. Under Regulations 91(1) & (6) it is obligatory on the part of the Employers of the Dock Workers to report the accidents/ dangerous occurrences to the Inspectorates.

Table 9.1 shows that Mumbai Port accounted for maximum injuries and Mumbai, Kandla and Chennai Ports accounted for maximum fatal injuries in 2010. Table 9.1 shows that Mumbai port accounted for maximum dangerous occurrences. However with the efforts of the Inspectorates by enforcing above statutes and in creating safety awareness among all personnel connected with dock work, Chart 9.1 shows that number of reportable accidents have decreased from 180 in 2001 to 126 in 2010. Among fatal injuries there is no significant change, as depicted in chart 9.1.

As per the analysis of reportable accidents depicted in Chart 9.2 and Chart 9.3, 'Unitized and Break Bulk Cargo' followed by 'Means of Transportation' is the major agency causing the accidents and 'Stepping on, striking against or struck by objects' followed by 'Fall of Persons' is the major type of Accident during the year 2010.

Table 9.1 Reportable Accidents & Dangerous Occurrences in the ports 2011

Sl.No.	Ports	Fatal	Total	Dangerous Occurrences
1.	Mumbai	02	31	04
2.	J.N.Port	01	07	01
3	Kandla	07	09	01
4.	Marmugao	01	04	00
5.	Kolkata	07	16	00
6.	Paradip	01	02	00
7.	Visakhapatnam	00	03	00
8.	Chennai	02	08	00
9.	Cochin	00	08	00
10.	New Mangalore	00	01	00
11.	Tuticorin	02	05	00
	TOTAL	23	94	06

Table 9.2 Statistics of Employment & Rates of Reportable Accidents in Ports during 2011

Sr. No.	Name of Port	Average daily Employment	*Frequency Rate		*Incidence Rate of injuries per Thousand	
			Fatal	Total	Fatal	Total
1.	Mumbai	2548	0.31	4.87	0.78	12.17
2.	J.N.Port	5974	0.059	0.41	0.17	0.17
3.	Kandla	2918	0.83	1.06	2.39	3.08
4.	Marmugao	934	0.98	3.95	1.07	4.28
5.	Kolkata	10174	0.237	0.543	0.688	1.573
6.	Paradip	350	0.98	1.96	2.86	5.71
7.	Visakhapatnam	2215	00	5.92	00	1.35
8.	Chennai	455	0.5	2.0	0.004	0.01
9.	Cochin	444	00	6.22	00	18.01
10.	New Mangalore	64	00	1.86	00	0.0019
11.	Tuticorn	739	1.21	3.02	2.71	6.77
TOTAL		26815	0.10	0.4	0.86	3.51

* Formula (As per IS 3786 of 1983)

1. Frequency Rate – No. of Reportable Accidents X 1,000,000/Man hours worked.

2. Incidence Rate- No. of Reportable Accidents X 1,000/Avg. No. of Persons Employed.
Manhours worked are calculated on the basis of 362 working days in a year.

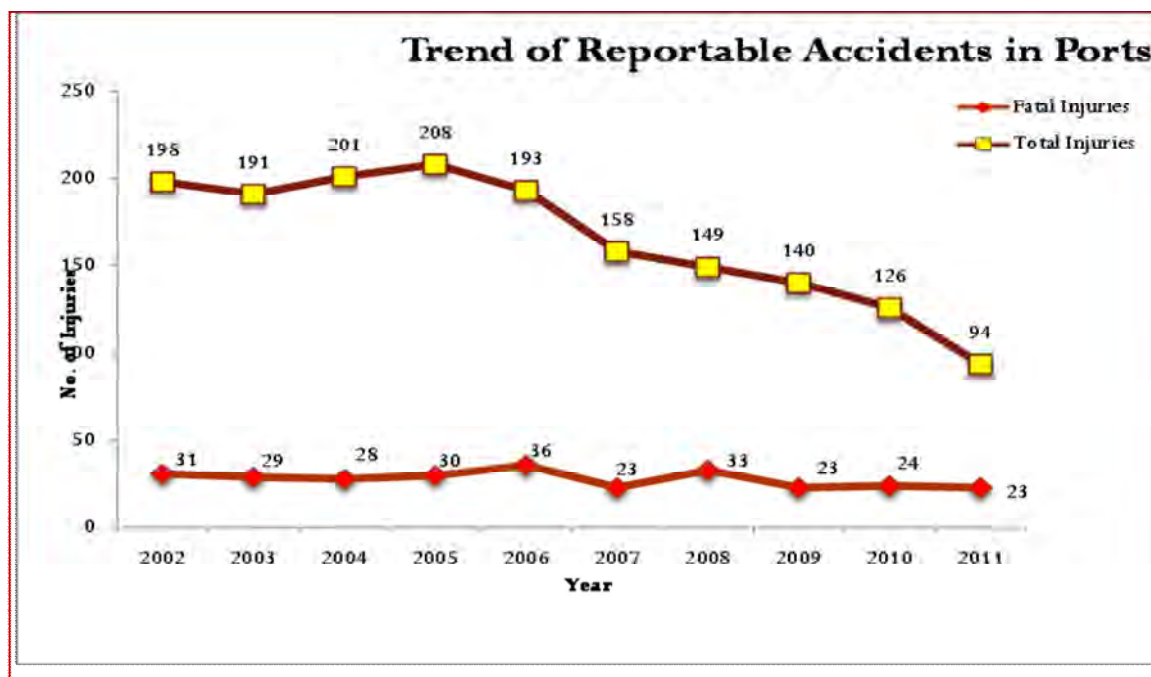
Chart 9.1

Chart 9.2

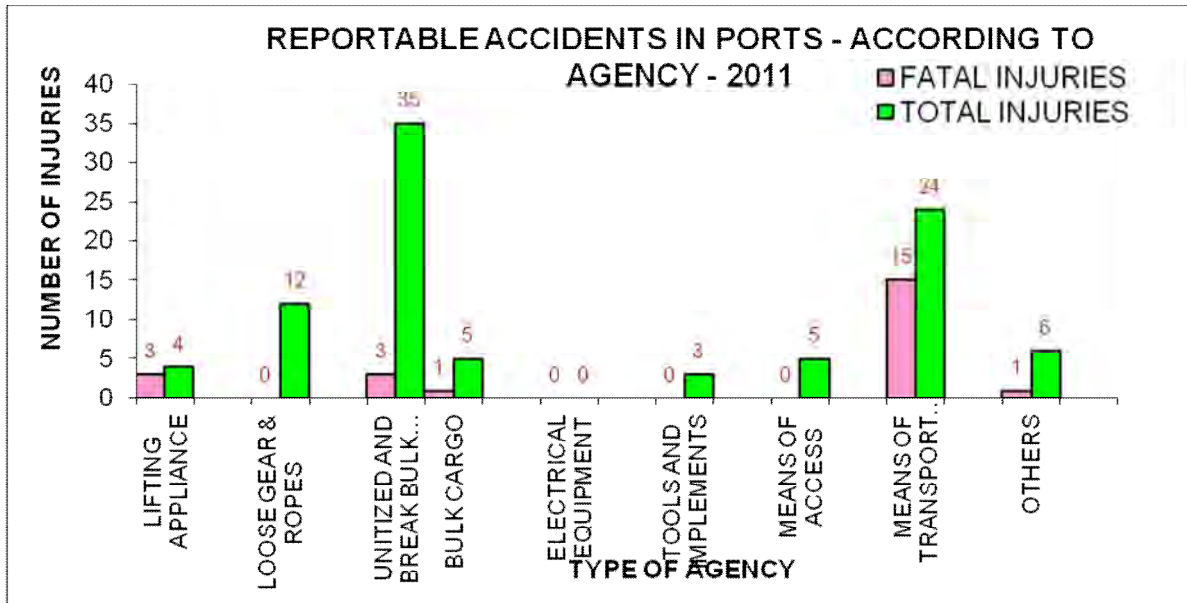


Chart : 9.3

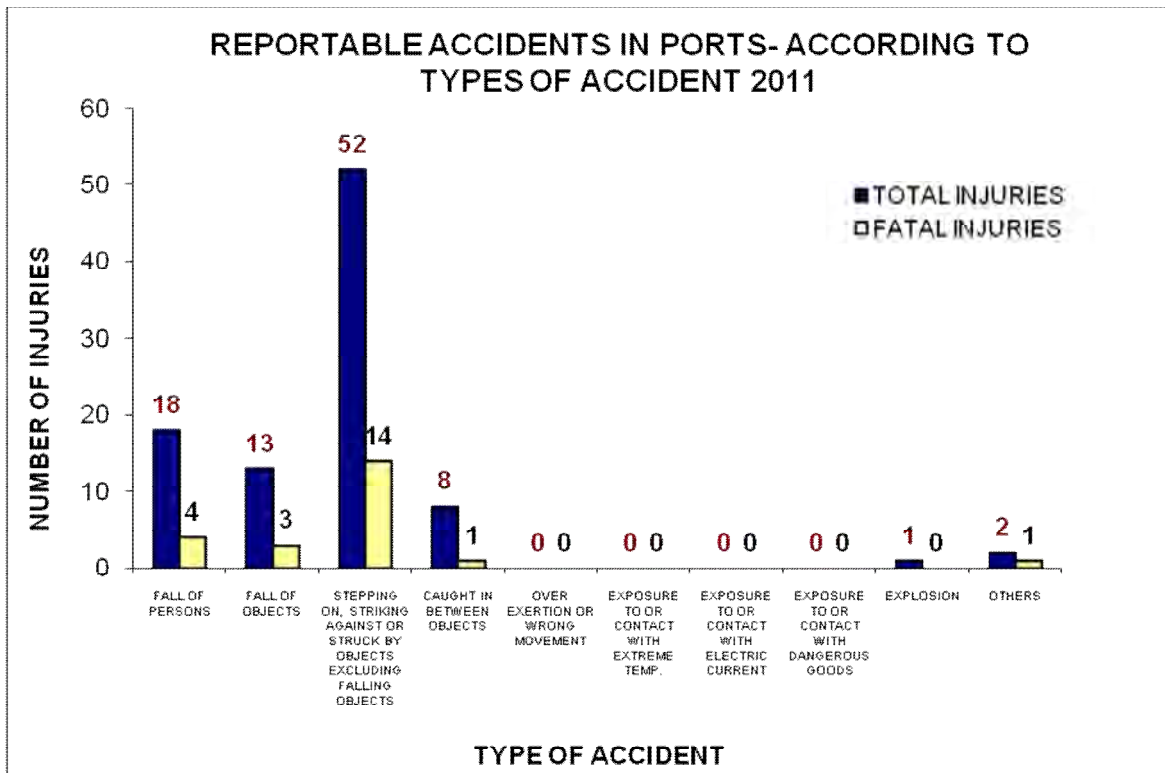


Table 9.3 CLASSIFICATION OF TO REPORTABLE ACCIDENTS – ACCORDING to AGENCY (2011)

Agency	Mum- bai	J.N. Port	Kandla	Marm- ugao	Kol- kata	Para- dip	Visakha- patnam	Chennai	Cochin	New Mangalore	Tuticorn	Total
1	2	3	4	5	6	7	8	9	10	11	12	13
A. Lifting Appliances	01(1)	01	00	00	02(2)	00	00	00	00	00	00	04(3)
B. Loose Gear and Ropes	03	01	00	01	02	00	01	01	02	01	00	12
C. Unitized and Break Bulk Cargo	18	01(1)	01	00	03(1)	00	01	4(1)	05	00	02	35(3)
D. Bulk Cargo	02	00	00	01(1)	00	00	01	00	01	00	00	05(1)
E. Electrical Equipment	00	00	00	00	00	00	00	00	00	00	00	00
F. Tools and Implements	01	02	00	00	00	00	00	00	00	00	00	03
G. Means of Access	03	00	00	00	01	00	00	01	00	00	00	05
H. Means of Transportation	02(1)	02	06(6)	02	06(4)	02(1)	00	01(1)	00	00	03(2)	24(15)
I. Other Agencies	01	00	02(1)	00	02	00	00	01	00	00	00	6(1)
TOTAL	31(2)	7(1)	9(7)	4(1)	16(7)	2(1)	3	8(2)	8	1	5(2)	94(23)

Table 9.4 Classification of Reportable Accidents – according to Type (2011)

Agency	Mum bai	J.N. Port	Kandla	Marmu gao	Kolkata	Paradip	Visakhap atnam	Chennai	Cochin	New Mangalore	Tuticorn	Total
1	2	3	4	5	6	7	8	9	10	11	12	13
A. Fall of persons	05	00	01(1)	01(1)	04(2)	00	01	01	02	01	02	18(4)
B.Fall of Objects	05	02(1)	00	00	01(1)	00	01	01(1)	03	00	00	13(3)
C. Stepping on, Striking against or struck by objects	19(2)	05	07(6)	02	08(2)	02(1)	01	05(1)		00	02(2)	52(14)
D.Caught in Between	02	00	01	00	02(1)	00	00	00	02	00	01	8(1)
E.Over exertion or wrong movement	00	00	00	00	00	00	00	00	00	00	00	00
F.Exposure to or contact with extreme temperature	00	00	00	00	00	00	00	00	00	00	00	00
G. Exposure to or contact with electric current	00	00	00	00	00	00	00	00	00	00	00	00
H. Exposure to or contact with dangerous goods	00	00	00	00	00	00	00	00	00	00	00	00
I. Explosion	00	00	00	00	00	00	00	01	00	00	00	01
J. Others	00	00	00	01	01(1)	00	00	00	00	00	00	02(1)
TOTAL	31(2)	07(1)	09(7)	04(1)	16(7)	02(1)	03	08(2)	08	01	05(2)	94(23)

Table 9.5 Details of Inspections and other visits in Ports during 2011.

Sl. No.	Ports	Ship	Dock	Gear	Isolated Storage/Pipelines	Other visits
1.	Mumbai	191	34	191	01	277
2.	J.N.Port	43	39	01	00	92
3.	Kandla	174	74	174	01	153
4.	Marmugao	79	62	79	03	64
5.	Kolkota	260	50	139	07	140
6.	Paradip	79	24	79	12	52
7.	Visakhapatnam	72	21	72	00	69
8.	Chennai	170	117	169	02	126
9.	Cochin	28	21	30	04	50
10.	New Mangalore	106	03	106	02	201
11.	Tuticorin	133	47	87	00	15
TOTAL		1335	492	1127	32	1239

Table 9.6 Details of Details of Prosecution in Ports during 2011

Sl.No.	Ports	Pending from previous year	Launched during the year	Decided during the year	Convicted
1.	Mumbai	03	01	03	00
2.	J.N.Port	01	00	00	00
3.	Kandla	14	00	06	06
4.	Marmugao	00	00	00	00
5.	Kolkata	03	00	00	00
6.	Paradip	03	00	01	00
7.	Visakhapatnam	00	00	00	00
8.	Chennai	08	02	03	03
9.	Cochin	01	00	00	00
10.	New Mangalore	02	00	00	00
11.	Tuticorn	00	00	00	00
TOTAL		35	03	13	09

Table 9.7 Details of Investigation into Reportable Fatal Accidents/Dangerous Occurrences in 2011

Sl.No.	Ports	Pending previous year	from	Initiated the year	during	Concluded the year	during
1.	Mumbai	04		02		05	
2.	J.N.Port	03		01		03	
3.	Kandla	06		08		12	
4.	Mormugao	03		01		04	
5.	Kolkata	02		07		01	
6.	Paradip	06		01		05	
7.	Visakhapatnam	01		00		01	
8.	Chennai	07		05		03	
9.	Cochin	01		00		00	
10.	New Mangalore	03		00		01	
11.	Tuticorin	01		02		01	
TOTAL		37		27		36	

Table 9.8 Dock Safety Committee Meetings conducted/Safety Weeks celebrated in 2011

Sl.No.	Ports	Committee Meetings	Safety Weeks
1.	Mumbai	04	00
2.	J.N.Port	04	01
3.	Kandla	04	01
4.	Marmugao	03	00
5.	Kolkata	06	02
6.	Paradip	03	00
7.	Visakhapatnam	03	01
8.	Chennai	01	01
9.	Cochin	04	01
10.	New Mangalore	03	01
11.	Tuticorn	03	01
TOTAL		38	09

Table 9.9 Total Number of Ships Called in the Major Port during 2010 and 2011

Sr. No.	Port	Oil Tankers		Others	
		2010	2011	2010	2011
1	Mumbai	1190	1035	4396	4796
2	J.N. Port	480	459	2611	2533
3	Kandla	935	912	1317	1379
4	Mormugao	163	152	805	724
5	Kolkata	1257	1134	2242	2162
6	Paradip	248	198	1301	1201
7	Visakhapatnam	768	732	1670	1590
8	Chennai	299	317	1868	1767
9	Cochin	618	519	38	29
10	New Mangalore	696	720	421	426
11	Tuticorin	175	226	1239	1242
Total		6829	6404	17908	17849

Table 9.10 Cargo Handled in the Major Port during 2010 and 2011**(In Tonnes)**

Sr. No.	Port	Containers in TUE'S		POL		Others	
		2010	2011	2010	2011	2010	2011
1	Mumbai	70663	62292	33884000	32743759	20289000	21394750
2	J.N. Port	7743222	4307727	6794353	69532111	1102814	168451
3	Kandla	155887	166759	10520000	9790000	23640000	25630000
4	Mormugao	17019	21012	942777	881322	49074199	45039911
5	Kolkata	514435	554411	11063	9439	36037	33940
6	Paradip	4123	5218	12557143	14532197	43731016	40990255
7	Visakhapatnam	2800000	2500000	18100000	17650000	45320000	46780000
8	Chennai	1447082	1582633	13260144	13100082	47660637	44406925
9	Cochin	296150	345982	13172152	16746452	5793047	2955256
10	New Mangalore	38496	45926	21228000	23140000	10771000	9050000
11	Tuticorin	452950	483707	1380665	1763000	22405982	25492000
Total		13540027	10075667	131850297	199888362	269823732	261941488

Table 9.11 Safety Facilities in the Major Port during 2011

Sr. No.	Port	No. of Safety Officers	No. of Visits to Safety Exhibition Centers	No. of Competent Persons
1	Mumbai	04	--	33
2	J.N. Port	09	--	04
3	Kandla	01	--	05
4	Mormugao	01	--	02
5	Kolkata	03	--	21
6	Paradip	01	--	04
7	Visakhapatnam	01	--	14
8	Chennai	01	--	07
9	Cochin	01	--	02
10	New Mangalore	01	--	05
11	Tuticorin	03	--	04
Total		26	--	101

Table 9.12 Health Facilities in the Major Port during 2011

Sr. No.	Port	OSH Centers	Ambulance Rooms	First Aid	Empanelled Doctors
1	Mumbai	01	07	104	03
2	J.N. Port	03	02	30	03
3	Kandla	--	03	01	00
4	Mormugao	01	01	01	01
5	Kolkata	02	04	16	01
6	Paradip	01	02	03	00
7	Visakhapatnam	03	03	04	03
8	Chennai	01	05	05	01
9	Cochin	01	01	04	02
10	New Mangalore	01	00	05	01
11	Tuticorin	01	04	03	00
Total		15	32	176	15

Table 9.13 Welfare Facilities in the Major Port during 2011

Sr. No.	Port	No. of Officers	Welfare Canteens	Drinking Water	Washing Facilities	Urinals
1	Mumbai	04	08	13	17	132
2	J.N. Port	01	06	89	242	288
3	Kandla	01	02	08	32	32
4	Mormugao	--	07	09	06	15
5	Kolkata	02	14	201	105	145
6	Paradip	01	04	04	03	03
7	Visakhapatnam	02	05	11	05	12
8	Chennai	06	12	171	50	50
9	Cochin	01	04	19	63	60
10	New Mangalore	00	03	07	08	13
11	Tuticorin	00	03	12	05	10
Total		18	68	544	536	760

DOCK SAFETY

The Division organized a training programme on Safety in Construction Industry. The programme was inaugurated by Dr. M. Rajaram Dy. Director General and Head of Department, DGFASLI, Shri S.B. Mathur, Deputy Director General, DGFASLI delivered the key note address Shri S.N. Borkar, Director (Safety) & In-charge, Dock Safety Division delivered the Welcome Address.

ANNEXURE- I**UNIT LEVEL CONSULTANCY STUDIES – 2011**

Sl. No.	Area	CLI MUMBAI		RLI KOLKATA		RLI CHENNAI		RLI KANPUR		RLI FARIDABAD	
		Completed	Under Progress	Completed	Under Progress	Completed	Under Progress	Completed	Under Progress	Completed	Under Progress
1	2	3	4	5	6	7	8	9	10	11	12
1	Safety Audit	7	1	1	1	7	-	-	1	1	-
2	Occupational Health	-	-	-	-	-	-	1	-	-	-
3	Airborne Contaminants	13	1	-	-	-	-	-	-	-	-
4	Noise Level	4	1	-	-	-	-	-	-	-	-
5	Ventilation study	-	1	-	-	-	-	-	-	-	-
7	HAZOP	-	-	-	-	-	-	1	-	-	-
8	Safety Audit-MAHC	1	-	-	-	-	-	-	-	-	-
9	Transport hazards study	-	-	-	-	-	-	-	-	-	-
10	Ergonomic Evaluation	1	-	-	-	-	-	-	-	-	-
11	Heat Stress	-	-	-	-	-	-	-	-	-	-
12	Hazard Identification	-	-	-	-	2	1	-	1	-	-
13	Dispersion Modeling	-	-	-	-	-	-	-	-	-	-
14	Environmental Study	-	-	1	-	2	-	-	-	-	-
15	Illumination Study	1	1	-	-	-1	-	-	-	-	-
16	Vibration study	1	-	-	-	-	-	-	-	-	-
17	Breathing Air Quality testing	1	1	-	-	-	-	-	-	-	-
18	Quality Compressed Breathing Air	1	-	-	-	-	-	-	-	-	-
19	Risk Analysis	-	-	-	-	-	1	-	-	-	-
	Total:	30	6	2	1	12	2	2	2	1	-

ANNEXURE- II

LONGER DURATION TRAINING PROGRAMMES - 2011

Sl.	Participants and Area	CLI MUMBAI		RLI KOLKATA		RLI CHENNAI		RLI KANPUR		RLI FARIDABAD		IDS OFFICES	
		Prgs	Partici- pants	Prgs	Partici- -pants	Prgs	Partic i- pants	Prgs	Partici- pants	Prgs	Partici- pants	Prgs	Partici
Professional Programmes													
A.	ADIS	1	28(20)	1	36(29)	1	50 (48)	1	49(39)	1	37(27)	-	-
B.	AFIH	1	40(40)	1	3(3)	-	-	-	-	-	-	-	-
C.	Hazardous Processes	2	36(27)	-	-	-	-	1	6(5)	-	-	-	-
Specialised Training Programmes													
A.	Inspectors of Factories												
	Basic course	1	15(3)	-	-	-	-	-	-	-	-	-	-
	Refresher course	1	8(4)	-	-	-	-	-	-	-	-	-	-
	Chemical Safety	-	-	-	-	1	23(8)	1	11(6)	1	15(7)	-	-
	Construction Safety	-	-	-	-	-	-	-	-	-	-	-	-
B.	Management Personnel												
	Refresher Course for Safety Officers	1	11(11)	-	-	-	-	-	-	-	-	-	-
	Refresher Course for factory medical officers	-	-	1	13(11)	-	-	-	-	-	-	-	-
	Industrial Safety	6	121(49)	5	106(42)	2	60(31)	2	30(9)	2	61(7)	-	-
	Industrial Hygiene	2	32(15)	-	-	-	-	-	-	1	14(6)	-	-
	Occupational Health	-	-	1	16(13)	-	-	1	24(12)	1	5(5)	-	-
	Industrial Physiology	1	10(5)	-	-	-	-	-	-	-	-	-	-
	Staff Training	-	-	-	-	-	-	-	-	-	-	-	-
	MAHC	2	30(11)	2	25(12)	-	-	1	4(2)	-	-	-	-
	Hazardous substances	1	5(4)	-	-	1	22(12)	-	-	-	-	-	-
	Construction Safety	-	-	2	26(16)	-	-	-	-	-	-	-	-
	Environmental Pollutants	2	26(9)	-	-	-	-	-	-	-	-	-	-

C. Supervisors													
Safety & Health	3	78(62)	-	-	-	-	-	1	8(6)	-	-	4	125(34)
Construction Safety	-	-	-	-	-	-	-	-	-	-	-	1	23(1)
Industrial Psychology	3	47(17)	-	-	-	-	-	-	-	-	-	-	-
Hazardous substances	-	-	-	-	-	-	-	-	-	1	9(3)	-	-
Productivity	3	53(17)	-	-	-	-	-	-	-	-	-	-	-
D. Trade Union Leaders/workers/ Joint Participation													
Industrial Safety	-	-	3	75(3)	-	-	-	-	-	-	-	-	-
Chemical Safety	-	-	-	-	-	-	-	1	15(6)	-	-	-	-
Occupational Health	1	6(4)	1	17(5)	-	-	1	12(7)	1	42(17)	-	-	-
Total:	31	546 (298)	17	317 (134))	5	155 (99)	10	159 (92)	8	183 (72)	5	148 (35)	

Note :
 Figures
 in
 bracket
 indicate
 number
 of
 organis
 ations.

ANNEXURE- III**IN- COMPANY TRAINING PROGRAMMES - 2011**

Sl.	Participants and Area	CLIMUMBAI		RLI KOLKATA		RLI CHENNAI		RLI KANPUR		RLI FARIDABAD	
No.		Programmes	Participants	Programmes	Participants	Programmes	Participants	Programmes	Participants	Programmes	Participants
A.	Management Personnel										
	a) Industrial Safety	1	15	-	-	-	-	-	-	1	35
	b) Productivity	-	-	-	-	-	-	-	-	-	-
	c) Staff Training	-	-	-	-	-	-	-	-	-	-
	d) Industrial Psychology	-	-	-	-	-	-	-	-	-	-
	e) Construction Safety	1	34	-	-	-	-	-	-	-	-
	f) MAHCA	-	-	-	-	-	-	-	-	-	-
B.	Supervisor										
	a) Chemical Safety	-	-	-	-	1	38	-	-	-	-
	b) Industrial Psychology	1	27	-	-	-	-	-	-	-	-
	c) Industrial Safety	-	-	-	-	-	-	-	-	-	-
C.	Trade Union										
	a) Industrial Safety	-	-	1	23	-	-	-	-	-	-
-	b) Occupational Health	-	-	-	-	-	-	-	-	-	-
	c) Industrial Psychology	-	-	-	-	-	-	-	-	-	-
	Total	3	76	1	23	1	38	-	-	1	35

Note: Figures in bracket indicate number of organisations.

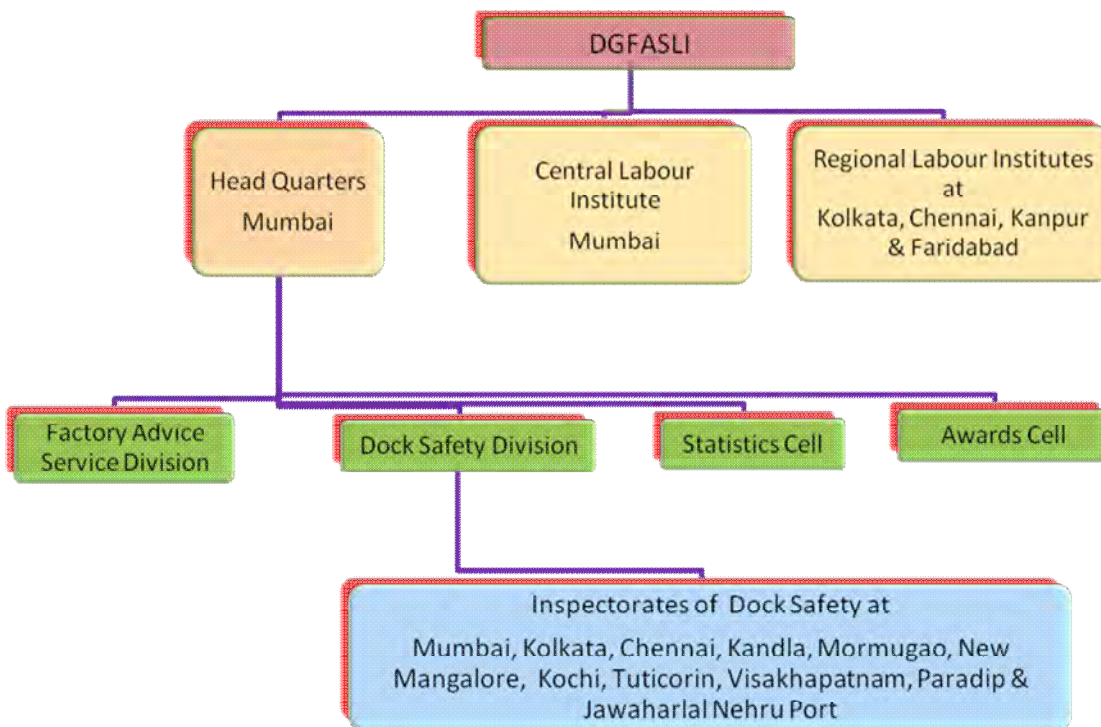
ANNEXURE- IV**SHORT DURATION (1-2days) TRAINING PROGRAMMES – 2011**

Sl No	Participants and Area	CLI MUMBAI		RLI KOLKATA		RLI CHENNAI		RLI KANPUR		RLI FARIDABAD		INSPECTORATE OF DOCK SAFETY	
		Programmes	Participants	Programmes	Participants	Programmes	Participants	Programmes	Participants	Programmes	Participants	Programmes	Participants
A Management													
1.	Safety					1	38(18)	2	55(21)			3	61(4)
2.	Hazardous Industries					1	15(7)						
3.	Construction Safety			1	26(13)	2	48(32)						
4.	Industrial Ergonomics					1	35(19)						
B Trade Union Leader/ Workers/ Joint Participation													
1	Construction Safety												
C Students of Educational Institutions													
1.	Industrial Safety			5	174(5)								
2.	Industrial Ergonomics	1	30(1)										
3.	Industrial Physiology												
D Other Enforcement officers													
1.	Dock Safety											4	43(4)
	Total:	1	30(1)	6	200(18)	5	136(76)	2	55(21)			7	104(8)

Note: Figures in bracket indicate number of organisation

APPENDIX-I

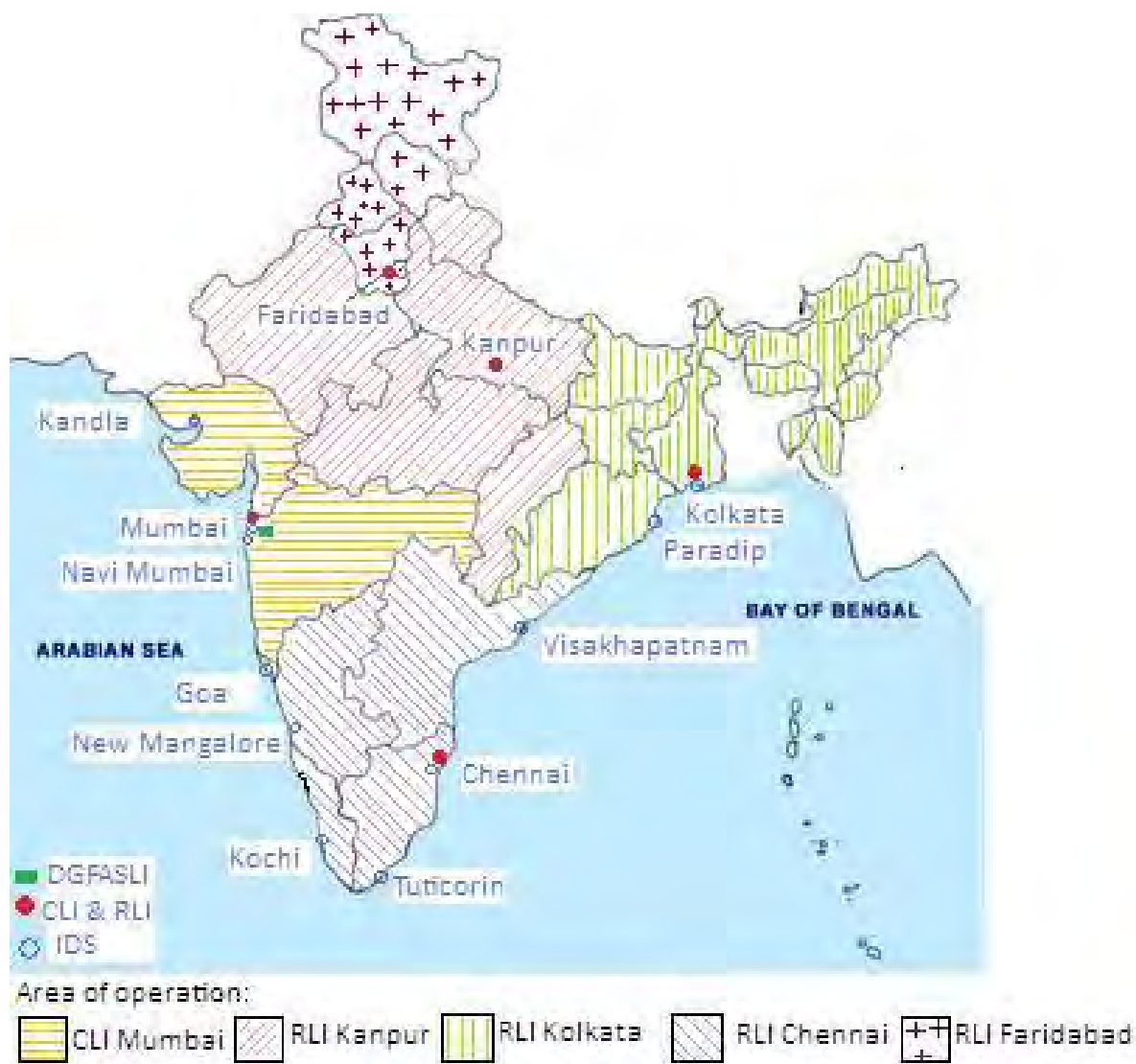
ORGANISATION CHART



APPENDIX - II

Address of DGFASLI and its Subordinate Offices

Directorate General Factory Advice Service & Labour Institutes, Mumbai N.S.Mankikar Marg, Sion, Mumbai-400 022. PBX No.91-22-24092203 Fax: 022-24071986 e-mail: fasli@dgfasli.nic.in	Regional Labour Institute, Chennai Sardar Patel Road, Adyar, TTTI PO, Chennai-600113 Tel: 22350737, 22351569, 22355690 FAX : 044- 22352457 e-mail: rlic@vsnl.net	Inspectorate Dock Safety, Goa 108,NeogiMansion,Vasco-Da-Gama, Mormugao, Goa-403802 Tel: 2517334 Fax: 0832 -2517334 e-mail: fasli@dgfasli.nic.in
Central Labour Institute, Mumbai N.S.Mankikar Marg, Sion, Mumbai-400 022. PBX No.91-22-24092203 Fax: 022-24071986 e-mail: cli@dgfasli.nic.in	Regional Labour Institute, Faridabad Sector 47, Haryana - 121003 Tel: 0129-2468022 FAX : 0129-2437064 e-mail: rlifaridabad@yahoo.co.in	Inspectorate Dock Safety, New Mangalore New Mangalore Port, Panambur, New Mangalore-575010 Tel: 2407781 Fax: 0824 – 2407781 e-mail: idsmr@sancharnet.in
Regional Labour Institute, Kanpur Sarvodya Nagar, Kanpur-208 005 Tel: 2218691,2218692, 2218745 Fax : 0512-2215112 e-mail: rlikanpur5@gmail.com rlik@indiatimes.com	Inspectorate of Dock Safety, Mumbai Operation Service Centre, 3rd Floor, P.D'mello Rd., Mumbai-400 038 Tel: 22613391, 22692180 Fax : 022 – 22613391 e-mail: idsmumbai@vsnl.net	Inspectorate Dock Safety, Kandla Near Bunder Gate, New Kandla -370210 Tel: 270249 Fax: 02836 – 270249 e-mail: idskandla@sancharnet.in
Regional Labour Institute, Kolkata Lake Town, Kolkata-700 089 Tel: 25342732, 25342735, 25343254 Fax: 033 – 25348182 email: rlikol@vsnl.net	Inspectorate Dock Safety, J. N. Port POC Canteen Bldg., J.N. .Port, Sheva, Navi Mumbai – 400 707 Tel: 27471584, 27470201	Inspectorate Dock Safety, Cochin C.D.L.B. Dispensary Building, G.V.Ayyar Rd, Willington Island, Cochin-682003 Tel: 2666532 Fax : 0484 – 2666532 e-mail: idscochin@sancharnet.in
Inspectorate Dock Safety, Tuticorin Tuticorin Port Trust, Admn. Office Building, Post. Box No.4, Harbour P.O. Tuticorin-628004 Tel: 2352372 Fax: 0461 – 2352372 e-mail: idstuty@sancharnet.in	Inspectorate Dock Safety, Visakhapatnam Old D.L.B. Building, 1st Floor, Port Area, Opp. Harbour Main Gate Building, Visakhapatnam-530 035 Tel: 2563857 Fax : 0891-2563857 e-mail: idsvizag@sancharnet.in	Inspectorate Dock Safety, Kolkata Nizam Palace, 1 st floor, 2 nd M.S.O. Building, 234/4, A.J.C. Bose Road, Kolkata-700 020. Tel: 22830718, 22830719 Fax : 033 – 22830718 e-mail: idskol@vsnl.net
Inspectorate Dock Safety, Chennai 3 rd Floor, Anchor Gate Building, Rajaji Salai, Chennai - 600 001. Tel: 25220888, 25246419 Fax: 044 – 25220888 e-mail: idschn@vsnl.net	Inspectorate Dock Safety, Paradip P.B. No.126, Dist. Paradip, Jagatsinghpur, Orissa – 754142. Tel : 222413 Fax : 06722 – 222413 e-mail: idsparadip@sify.com	Inspectorate of Dock Safety, Ennore (Being setup) Operated from Inspectorate Dock Safety, Chennai



Jurisdiction Map of DGFASLI Offices